

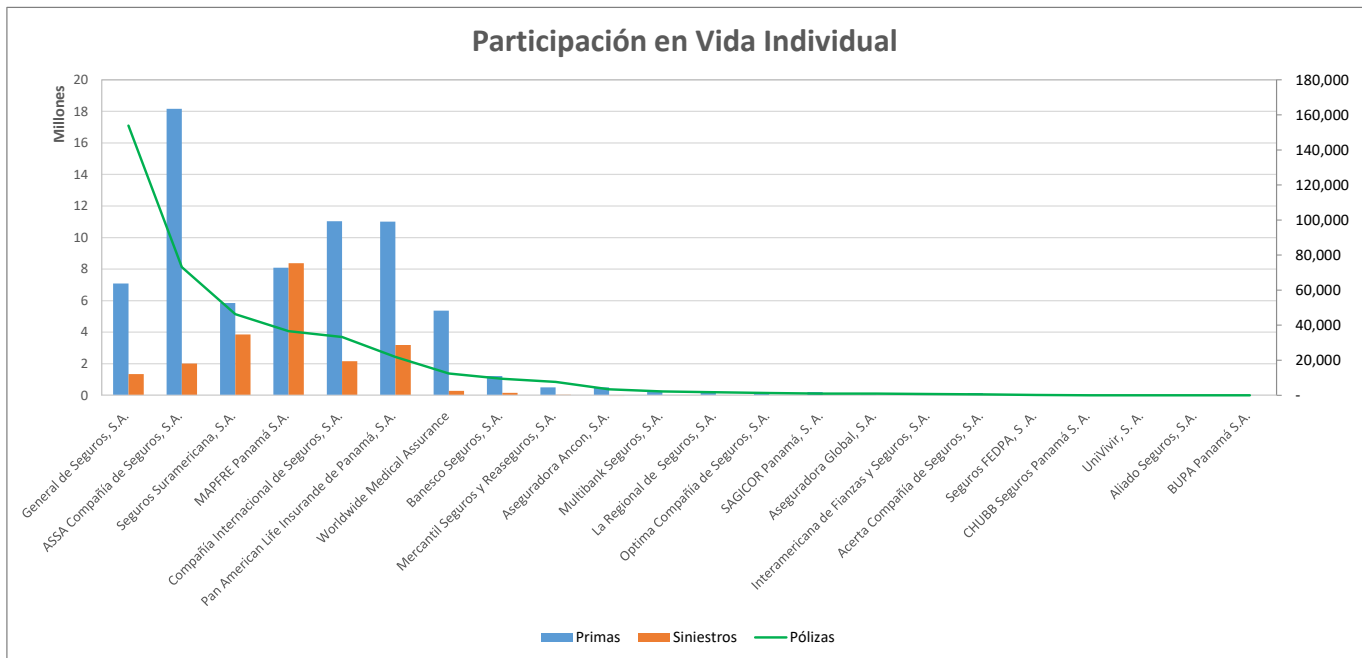


## Superintendencia de Seguros y Reaseguros de Panamá Participación de Mercado por Productos

### VIDA INDIVIDUAL

AL MES DE ABRIL DE 2026

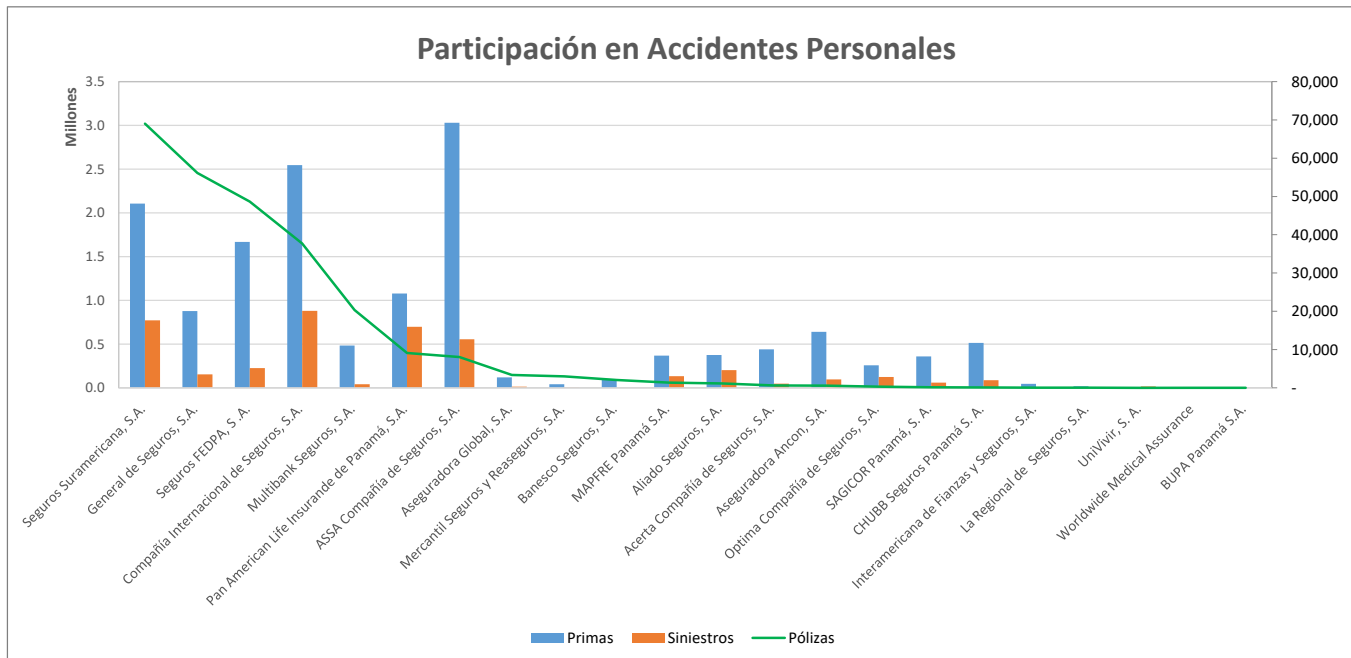
Compañía de Seguros	#	Pólizas	% Pólizas	#	Primas	% Primas	#	Siniestros	% Siniestros	Sinestralidad Promedio
General de Seguros, S.A.	1	153,877	38%	5	7,090,241.74	10.1%	6	1,350,497.43	6.3%	19.0%
ASSA Compañía de Seguros, S.A.	2	73,142	18%	1	18,162,328.62	26.0%	5	2,008,591.61	9.4%	11.1%
Seguros Suramericana, S.A.	3	46,288	11%	6	5,844,016.59	8.4%	2	3,850,791.35	18.0%	65.9%
MAPFRE Panamá S.A.	4	36,622	9%	4	8,091,054.50	11.6%	1	8,375,878.62	39.2%	103.5%
Compañía Internacional de Seguros, S.A.	5	33,259	8%	2	11,028,540.53	15.8%	4	2,165,366.10	10.1%	19.6%
Pan American Life Insurande de Panamá, S.A.	6	21,918	5%	3	11,009,771.17	15.7%	3	3,189,946.69	14.9%	29.0%
Worldwide Medical Assurance	7	12,489	3%	7	5,364,447.75	7.7%	7	283,034.09	1.3%	5.3%
Banesco Seguros, S.A.	8	9,389	2%	8	1,216,919.65	1.7%	8	159,925.51	0.7%	13.1%
Mercantil Seguros y Reaseguros, S.A.	9	7,615	2%	10	503,785.21	0.7%	9	27,350.80	0.1%	5.4%
Aseguradora Ancon, S.A.	10	3,433	1%	9	504,588.64	0.7%	22	-47,535.65	-0.2%	0.0%
Multibank Seguros, S.A.	11	2,196	1%	12	211,247.85	0.3%	12	0.00	0.0%	0.0%
La Regional de Seguros, S.A.	12	1,724	0%	11	237,182.06	0.3%	11	975.00	0.0%	0.4%
Optima Compañía de Seguros, S.A.	13	1,266	0%	14	144,610.74	0.2%	14	0.00	0.0%	0.0%
SAGICOR Panamá, S. A.	14	1,019	0%	13	207,049.30	0.3%	13	0.00	0.0%	0.0%
Aseguradora Global, S.A.	15	939	0%	17	31,162.67	0.0%	16	0.00	0.0%	0.0%
Interamericana de Fianzas y Seguros, S.A.	16	770	0%	15	143,366.43	0.2%	15	0.00	0.0%	0.0%
Acerta Compañía de Seguros, S.A.	17	518	0%	16	143,278.07	0.2%	10	6,690.64	0.0%	4.7%
Seguros FEDPA, S. A.	18	149	0%	18	14,454.98	0.0%	17	0.00	0.0%	0.0%
CHUBB Seguros Panamá S. A.	19	-	0%	19	0.00	0.0%	18	0.00	0.0%	0.0%
UniVivir, S. A.	20	-	0%	20	0.00	0.0%	19	0.00	0.0%	0.0%
Aliado Seguros, S.A.	21	-	0%	21	0.00	0.0%	20	0.00	0.0%	0.0%
BUPA Panamá S.A.	22	-	0%	22	0.00	0.0%	21	0.00	0.0%	0.0%
		406,613	100%		\$69,948,046.50	100%		\$21,371,512.19	100%	30.6%



## ACCIDENTES PERSONALES

AL MES DE ABRIL DE 2026

Compañía de Seguros	#	Pólizas	% Unidades	#	Primas	% Primas	#	Siniestros	% Siniestros	Sinestralidad Promedio
Seguros Suramericana, S.A.	1	69,015	26%	3	2,105,037.13	14.0%	2	770,821.68	5.1%	36.6%
General de Seguros, S.A.	2	56,142	21%	6	876,510.64	5.8%	7	154,097.11	1.0%	17.6%
Seguros FEDPA, S. A.	3	48,651	19%	4	1,667,746.40	11.1%	5	225,712.82	1.5%	13.5%
Compañía Internacional de Seguros, S.A.	4	37,704	14%	2	2,546,302.05	16.9%	1	878,903.71	5.8%	34.5%
Multibank Seguros, S.A.	5	20,315	8%	9	483,771.86	3.2%	14	40,014.11	0.3%	8.3%
Pan American Life Insurande de Panamá, S.A.	6	9,105	3%	5	1,077,782.20	7.2%	3	698,780.73	4.6%	64.8%
ASSA Compañía de Seguros, S.A.	7	8,054	3%	1	3,030,927.21	20.1%	4	554,017.26	3.7%	18.3%
Aseguradora Global, S.A.	8	3,334	1%	15	118,716.89	0.8%	16	12,288.73	0.1%	10.4%
Mercantil Seguros y Reaseguros, S.A.	9	2,990	1%	18	41,010.41	0.3%	18	763.51	0.0%	1.9%
Banesco Seguros, S.A.	#	2,021	1%	16	92,677.07	0.6%	21	0.00	0.0%	0.0%
MAPFRE Panamá S.A.	#	1,345	1%	12	368,225.48	2.4%	8	132,902.37	0.9%	36.1%
Aliado Seguros, S.A.	#	1,154	0%	11	375,699.42	2.5%	6	202,058.24	1.3%	53.8%
Acerta Compañía de Seguros, S.A.	#	609	0%	10	440,259.59	2.9%	13	48,616.70	0.3%	11.0%
Aseguradora Ancon, S.A.	#	588	0%	7	640,888.81	4.3%	10	95,736.13	0.6%	14.9%
Optima Compañía de Seguros, S.A.	#	281	0%	14	258,196.94	1.7%	9	123,882.79	0.8%	48.0%
SAGICOR Panamá, S. A.	#	119	0%	13	359,351.32	2.4%	12	59,613.86	0.4%	16.6%
CHUBB Seguros Panamá S. A.	#	113	0%	8	513,702.72	3.4%	11	86,765.60	0.6%	16.9%
Interamericana de Fianzas y Seguros, S.A.	#	64	0%	17	45,786.92	0.3%	19	262.07	0.0%	0.6%
La Regional de Seguros, S.A.	#	23	0%	19	17,919.83	0.1%	17	765.67	0.0%	4.3%
Univivir, S.A.	#	6	0%	20	7,470.34	0.0%	15	15,170.71	0.4%	203.1%
Worldwide Medical Assurance	#	-	0%	21	0.00	0.0%	20	34.71	0.0%	#DIV/0!
BUPA Panamá S.A.	#	-	0%	22	0.00	0.0%	22	0.00	0.0%	0.0%
<b>TOTAL</b>		<b>261,633</b>	<b>100%</b>		<b>\$15,067,983</b>	<b>100%</b>		<b>\$4,101,208.51</b>	<b>100%</b>	<b>27.2%</b>

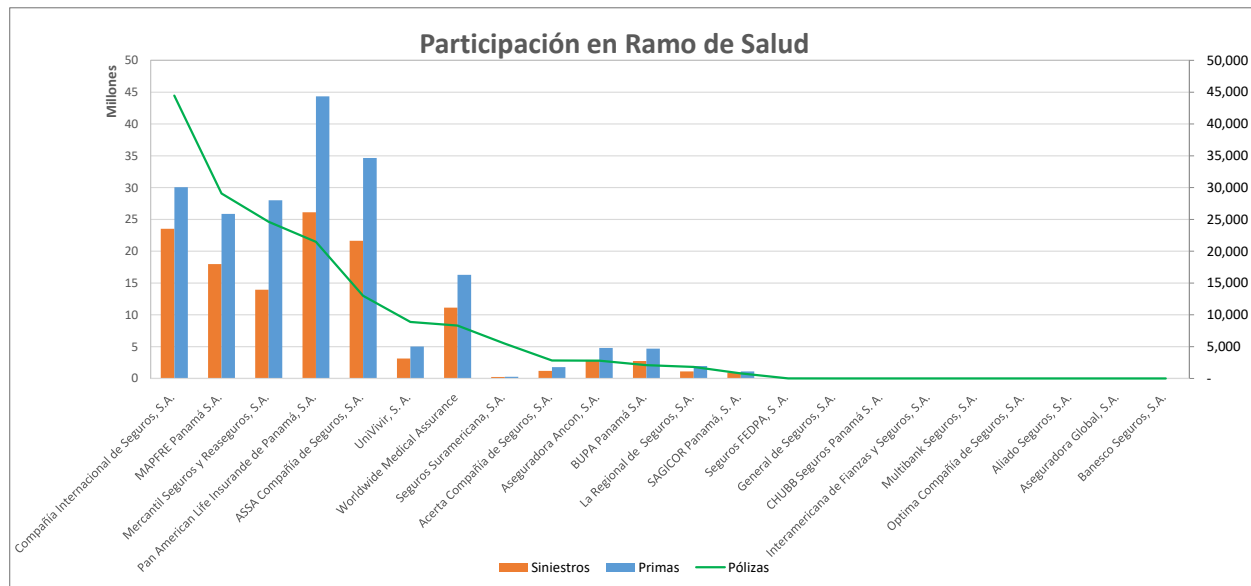


## Superintendencia de Seguros y Reaseguros de Panamá Participación de Mercado por Productos

### SALUD

AL MES DE ABRIL DE 2026

Compañía de Seguros	#	Pólizas	% Pólizas	#	Primas	% Primas	#	Siniestros	% Siniestros	Sinestralidad Promedio
Compañía Internacional de Seguros, S.A.	1	44,454	27%	3	30,066,431.65	15.1%	2	23,531,833.88	11.8%	78.3%
MAPFRE Panamá S.A.	2	29,085	18%	5	25,850,030.96	13.0%	4	17,967,022.38	9.0%	69.5%
Mercantil Seguros y Reaseguros, S.A.	3	24,635	15%	4	28,018,040.95	14.1%	5	13,955,811.25	7.0%	49.8%
Pan American Life Insurande de Panamá, S.A.	4	21,462	13%	1	44,343,172.03	22.3%	1	26,111,002.22	13.1%	58.9%
ASSA Compañía de Seguros, S.A.	5	12,991	8%	2	34,649,910.56	17.4%	3	21,638,039.24	10.9%	62.4%
UniVivir, S. A.	6	8,877	5%	7	5,023,500.20	2.5%	7	3,147,184.74	1.6%	62.6%
Worldwide Medical Assurance	7	8,308	5%	6	16,284,339.38	8.2%	6	11,124,949.67	8.8%	68.3%
Seguros Suramericana, S.A.	8	5,461	3%	13	253,044.98	0.1%	13	235,205.47	0.1%	93.0%
Acerta Compañía de Seguros, S.A.	9	2,813	2%	11	1,790,733.33	0.9%	10	1,188,256.08	0.6%	66.4%
Aseguradora Ancon, S.A.	10	2,807	2%	8	4,783,018.91	2.4%	8	2,921,443.88	1.5%	61.1%
BUPA Panamá S.A.	11	2,092	1%	9	4,681,286.28	2.4%	9	2,730,354.34	1.4%	58.3%
La Regional de Seguros, S.A.	12	1,803	1%	10	1,946,448.11	1.0%	11	1,094,902.74	0.6%	56.3%
SAGICOR Panamá, S. A.	13	785	0%	12	1,097,112.89	0.6%	12	939,753.00	0.5%	85.7%
Seguros FEDPA, S. A.	14	1	0%	14	34,018.07	0.0%	14	0.00	0.0%	0.0%
General de Seguros, S.A.	15	-	0%	15	0.00	0.0%	15	0.00	0.0%	0.0%
CHUBB Seguros Panamá S. A.	16	-	0%	16	0.00	0.0%	16	0.00	0.0%	0.0%
Interamericana de Fianzas y Seguros, S.A.	17	-	0%	17	0.00	0.0%	17	0.00	0.0%	0.0%
Multibank Seguros, S.A.	18	-	0%	18	0.00	0.0%	18	0.00	0.0%	0.0%
Optima Compañía de Seguros, S.A.	19	-	0%	19	0.00	0.0%	19	0.00	0.0%	0.0%
Aliado Seguros, S.A.	20	-	0%	20	0.00	0.0%	20	0.00	0.0%	0.0%
Aseguradora Global, S.A.	21	-	0%	21	0.00	0.0%	21	0.00	0.0%	0.0%
BanESCO Seguros, S.A.	22	-	0%	22	0.00	0.0%	22	0.00	0.0%	0.0%
<b>TOTAL</b>		<b>165,574</b>	<b>100%</b>		<b>\$198,821,088.30</b>	<b>100%</b>		<b>\$126,585,758.89</b>	<b>100%</b>	<b>63.7%</b>



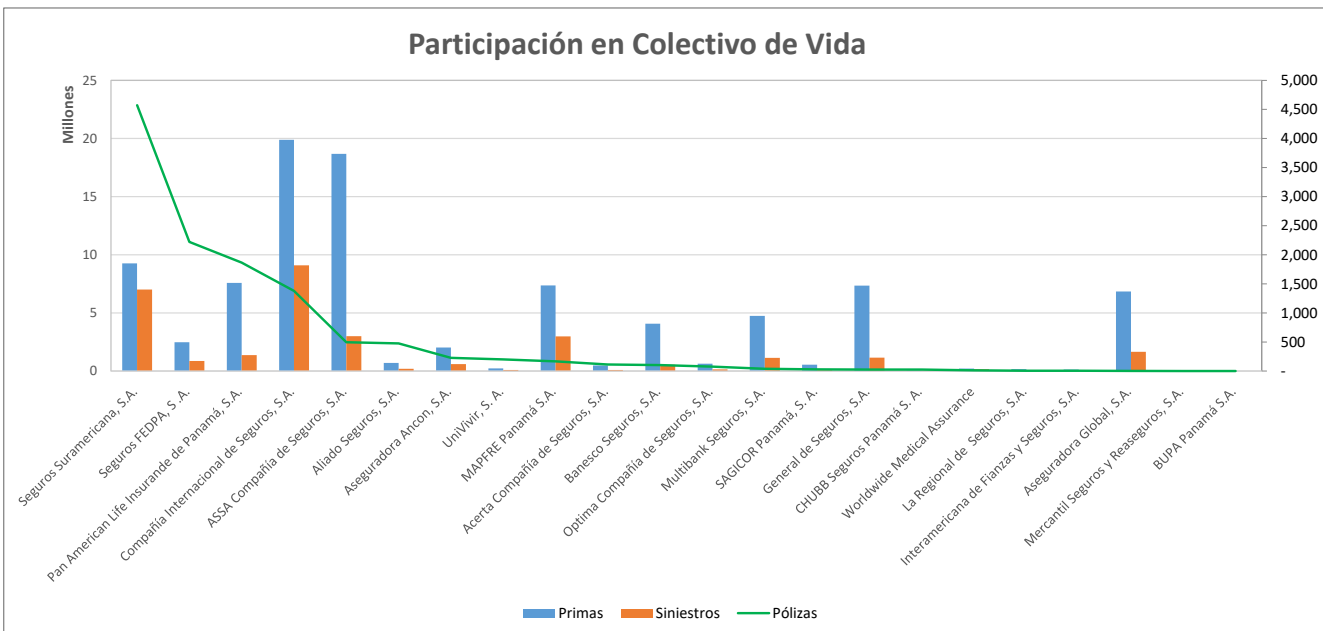
## Superintendencia de Seguros y Reaseguros de Panamá Participación de Mercado por Productos

### COLECTIVO DE VIDA

AL MES DE ABRIL DE 2026

Compañía de Seguros	#	Pólizas	% Unidades	#	Primas	% Primas	#	Siniestros	% Siniestros	Sinestralidad Promedio
Seguros Suramericana, S.A.	1	4,573	38%	3	9,262,691.70	9.9%	2	7,013,045.80	23.2%	75.7%
Seguros FEDPA, S. A.	2	2,222	18%	10	2,469,281.97	2.6%	9	868,518.23	2.9%	35.2%
Pan American Life Insurande de Panamá, S.A.	3	1,865	15%	4	7,577,134.63	8.1%	6	1,364,310.84	4.5%	18.0%
Compañía Internacional de Seguros, S.A.	4	1,380	11%	1	19,884,390.11	21.3%	1	9,085,488.47	30.1%	45.7%
ASSA Compañía de Seguros, S.A.	5	496	4%	2	18,672,968.05	20.0%	3	3,004,772.09	9.9%	16.1%
Aliado Seguros, S.A.	6	475	4%	12	694,521.36	0.7%	12	194,648.20	0.6%	28.0%
Aseguradora Ancon, S.A.	7	225	2%	11	2,015,106.97	2.2%	10	588,465.22	1.9%	29.2%
Univivir, S. A.	8	201	2%	16	227,861.85	0.2%	16	89,641.20	0.3%	39.3%
MAPFRE Panamá S.A.	9	167	1%	5	7,359,990.76	7.9%	4	2,986,104.64	9.9%	40.6%
Acerta Compañía de Seguros, S.A.	10	114	1%	15	472,480.18	0.5%	15	97,042.06	0.3%	20.5%
Banesco Seguros, S.A.	11	102	1%	9	4,079,218.80	4.4%	11	543,546.70	1.8%	13.3%
Optima Compañía de Seguros, S.A.	12	74	1%	13	635,581.07	0.7%	14	143,851.87	0.5%	22.6%
Multibank Seguros, S.A.	13	37	0%	8	4,736,245.19	5.1%	8	1,133,937.10	3.8%	23.9%
SAGICOR Panamá, S. A.	14	27	0%	14	550,668.74	0.6%	17	67,232.93	0.2%	12.2%
General de Seguros, S.A.	15	26	0%	6	7,347,643.67	7.9%	7	1,155,941.72	3.8%	15.7%
CHUBB Seguros Panamá S. A.	16	26	0%	20	46,008.92	0.0%	20	10,344.49	0.0%	22.5%
Worldwide Medical Assurance	17	12	0%	17	215,347.99	0.2%	13	156,755.92	0.5%	72.8%
La Regional de Seguros, S.A.	18	6	0%	18	161,083.69	0.2%	19	12,684.42	0.0%	7.9%
Interamericana de Fianzas y Seguros, S.A.	19	5	0%	19	118,918.46	0.1%	18	30,000.00	0.1%	25.2%
Aseguradora Global, S.A.	20	2	0%	7	6,837,241.48	7.3%	5	1,660,810.76	5.5%	24.3%
Mercantil Seguros y Reaseguros, S.A.	21	-	0%	21	0.00	0.0%	21	0.00	0.0%	0.0%
BUPA Panamá S.A.	22	-	0%	22	0.00	0.0%	22	0.00	0.0%	0.0%
<b>Total</b>		<b>12,035</b>	<b>100%</b>		<b>\$93,364,385.59</b>	<b>100%</b>		<b>\$30,207,142.66</b>	<b>100%</b>	<b>32.4%</b>

### Participación en Colectivo de Vida



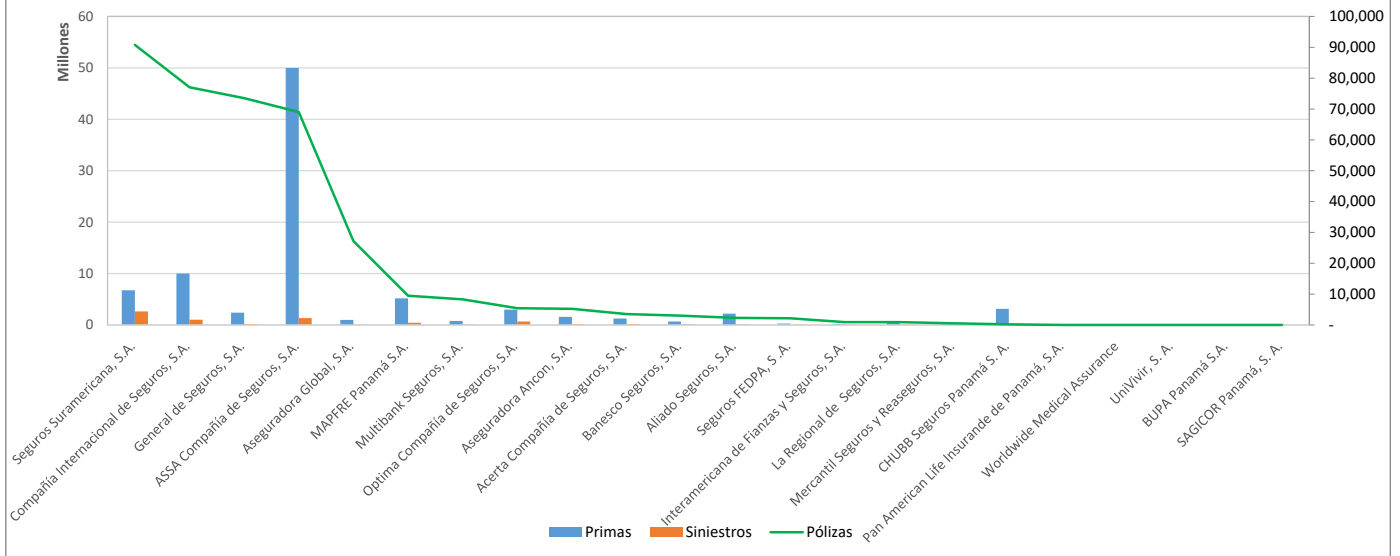
## Superintendencia de Seguros y Reaseguros de Panamá Participación de Mercado por Productos

### INCENDIO

AL MES DE ABRIL DE 2026

Compañía de Seguros	#	Pólizas	% Pólizas	#	Primas	% Primas	#	Siniestros	% Siniestros	Sinestralidad Promedio
Seguros Suramericana, S.A.	1	90,779	24%	3	6,744,901.82	7.6%	1	2,621,772.01	38.0%	38.9%
Compañía Internacional de Seguros, S.A.	2	77,024	20%	2	10,007,899.30	11.2%	3	1,039,995.96	15.1%	10.4%
General de Seguros, S.A.	3	73,523	19%	7	2,393,327.77	2.7%	6	168,707.37	2.4%	7.0%
ASSA Compañía de Seguros, S.A.	4	68,990	18%	1	49,987,634.74	56.2%	2	1,348,636.65	19.6%	2.7%
Aseguradora Global, S.A.	5	27,176	7%	11	968,843.46	1.1%	14	19,141.78	0.3%	2.0%
MAPFRE Panamá S.A.	6	9,491	3%	4	5,174,121.93	5.8%	5	422,059.16	6.1%	8.2%
Multibank Seguros, S.A.	7	8,319	2%	12	796,079.83	0.9%	15	6,430.48	0.1%	0.8%
Optima Compañía de Seguros, S.A.	8	5,449	1%	6	2,973,563.46	3.3%	4	662,639.82	9.6%	22.3%
Aseguradora Ancon, S.A.	9	5,248	1%	9	1,588,811.77	1.8%	7	153,386.61	2.2%	9.7%
Acerta Compañía de Seguros, S.A.	10	3,530	1%	10	1,239,893.27	1.4%	8	148,921.41	2.2%	12.0%
Banesco Seguros, S.A.	11	3,023	1%	13	671,566.75	0.8%	9	101,432.47	1.5%	15.1%
Aliado Seguros, S.A.	12	2,274	1%	8	2,187,823.90	2.5%	11	73,495.74	1.1%	3.4%
Seguros FEDPA, S.A.	13	2,189	1%	15	268,369.40	0.3%	16	88.23	0.0%	0.0%
Interamericana de Fianzas y Seguros, S.A.	14	918	0%	16	175,150.93	0.2%	12	27,636.00	0.4%	15.8%
La Regional de Seguros, S.A.	15	916	0%	14	585,666.26	0.7%	13	19,328.39	0.3%	3.3%
Mercantil Seguros y Reaseguros, S.A.	16	503	0%	17	109,836.64	0.1%	17	0.00	0.0%	0.0%
CHUBB Seguros Panamá S.A.	17	200	0%	5	3,146,067.19	3.5%	10	78,618.10	1.1%	2.5%
Pan American Life Insurande de Panamá, S.A.	18	-	0%	18	0.00	0.0%	18	0.00	0.0%	0.0%
Worldwide Medical Assurance	19	-	0%	19	0.00	0.0%	19	0.00	0.0%	0.0%
Univivir, S.A.	20	-	0%	20	0.00	0.0%	20	0.00	0.0%	0.0%
BUPA Panamá S.A.	21	-	0%	21	0.00	0.0%	21	0.00	0.0%	0.0%
SAGICOR Panamá, S.A.	22	-	0%	22	0.00	0.0%	22	0.00	0.0%	0.0%
<b>TOTAL</b>		<b>379,552</b>	<b>100%</b>		<b>\$89,019,558.42</b>	<b>100%</b>		<b>\$6,892,290.18</b>	<b>100%</b>	<b>7.7%</b>

### Participación en Ramo de Incendio



## Superintendencia de Seguros y Reaseguros de Panamá Participación de Mercado por Productos

### VIDA INDUSTRIAL

AL MES DE ABRIL DE 2026

Compañía de Seguros	#	Pólizas	% Pólizas	#	Primas	% Primas	#	Siniestros	% Siniestros	Sinestralidad Promedio
Acerta Compañía de Seguros, S.A.	1	20	100%	1	0.00	0.0%	1	0.00	0.0%	0.0%
Aliado Seguros, S.A.	2	-	0%	2	0.00	0.0%	2	0.00	0.0%	0.0%
Aseguradora Ancon, S.A.	3	-	0%	3	0.00	0.0%	3	0.00	0.0%	0.0%
Aseguradora Global, S.A.	4	-	0%	4	0.00	0.0%	4	0.00	0.0%	0.0%
ASSA Compañía de Seguros, S.A.	5	-	0%	5	0.00	0.0%	5	0.00	0.0%	0.0%
Banesco Seguros, S.A.	6	-	0%	6	0.00	0.0%	6	0.00	0.0%	0.0%
BUPA Panamá S.A.	7	-	0%	7	0.00	0.0%	7	0.00	0.0%	0.0%
CHUBB Seguros Panamá S. A.	8	-	0%	8	0.00	0.0%	8	0.00	0.0%	0.0%
Compañía Internacional de Seguros, S.A.	9	-	0%	9	0.00	0.0%	9	0.00	0.0%	0.0%
General de Seguros, S.A.	10	-	0%	10	0.00	0.0%	10	0.00	0.0%	0.0%
Interamericana de Fianzas y Seguros, S.A.	11	-	0%	11	0.00	0.0%	11	0.00	0.0%	0.0%
La Regional de Seguros, S.A.	12	-	0%	12	0.00	0.0%	12	0.00	0.0%	0.0%
MAPFRE Panamá S.A.	13	-	0%	13	0.00	0.0%	13	0.00	0.0%	0.0%
Mercantil Seguros y Reaseguros, S.A.	14	-	0%	14	0.00	0.0%	14	0.00	0.0%	0.0%
Multibank Seguros, S.A.	15	-	0%	15	0.00	0.0%	15	0.00	0.0%	0.0%
Optima Compañía de Seguros, S.A.	16	-	0%	16	0.00	0.0%	16	0.00	0.0%	0.0%
Pan American Life Insurande de Panamá, S.A.	17	-	0%	17	0.00	0.0%	17	0.00	0.0%	0.0%
SAGICOR Panamá, S. A.	18	-	0%	18	0.00	0.0%	18	0.00	0.0%	0.0%
Seguros FEDPA, S. A.	19	-	0%	19	0.00	0.0%	19	0.00	0.0%	0.0%
Seguros Suramericana, S.A.	20	-	0%	20	0.00	0.0%	20	0.00	0.0%	0.0%
Univivir, S. A.	21	-	0%	21	0.00	0.0%	21	0.00	0.0%	0.0%
Worldwide Medical Assurance	22	-	0%	22	0.00	0.0%	22	0.00	0.0%	0.0%
		20	100%		\$0.00	0%		\$0.00	0%	0.0%

### Participación en Ramo Vida Industrial

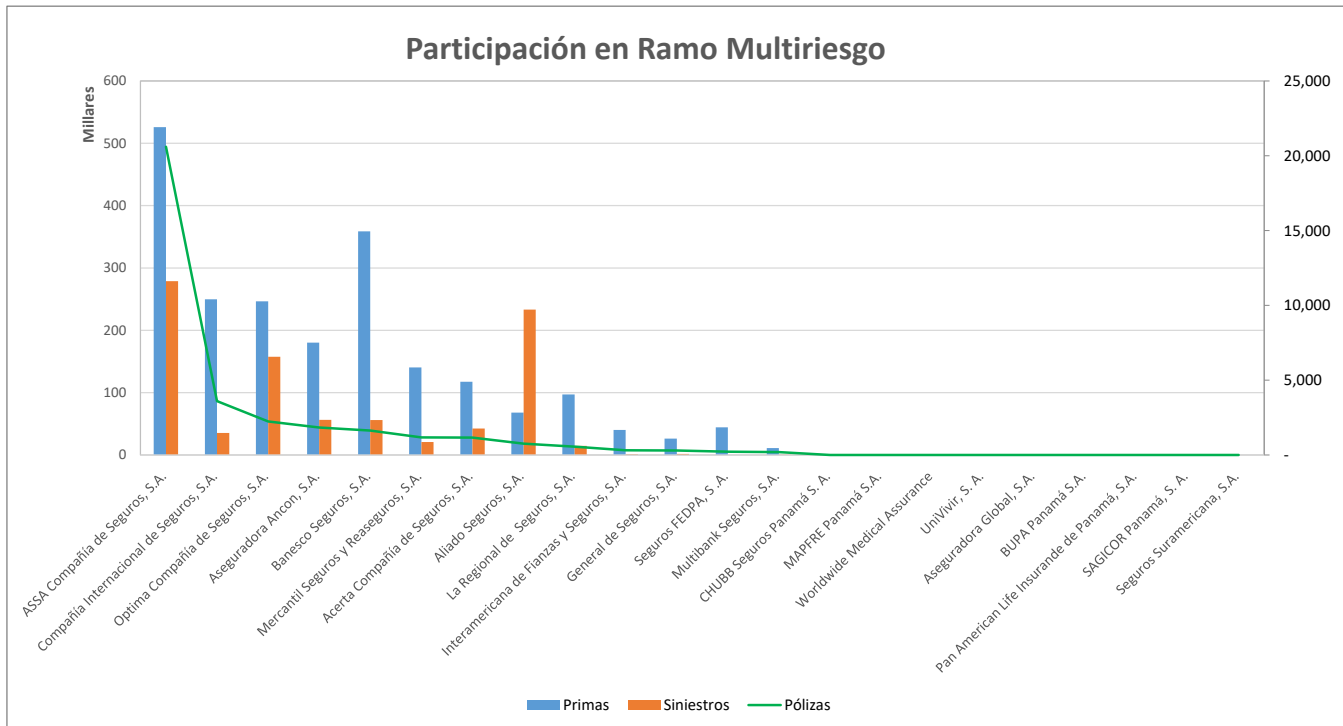


## Superintendencia de Seguros y Reaseguros de Panamá Participación de Mercado por Productos

### MULTIRIESGO

AL MES DE ABRIL DE 2026

Compañía de Seguros	#	Pólizas	% Pólizas	#	Primas	% Primas	#	Siniestros	% Siniestros	Sinestralidad Promedio
ASSA Compañía de Seguros, S.A.	1	20,602	60%	1	525,801.53	25.0%	1	278,781.93	31.0%	53.0%
Compañía Internacional de Seguros, S.A.	2	3,596	10%	3	249,642.61	11.9%	7	35,390.15	3.9%	14.2%
Optima Compañía de Seguros, S.A.	3	2,240	6%	4	246,620.98	11.7%	3	157,477.95	17.5%	63.9%
Aseguradora Ancon, S.A.	4	1,830	5%	5	180,070.00	8.6%	4	56,226.97	6.3%	31.2%
BanESCO Seguros, S.A.	5	1,630	5%	2	358,870.50	17.0%	5	55,991.42	6.2%	15.6%
Mercantil Seguros y Reaseguros, S.A.	6	1,177	3%	6	140,435.22	6.7%	8	20,932.51	2.3%	14.9%
Acerta Compañía de Seguros, S.A.	7	1,166	3%	7	117,463.98	5.6%	6	42,486.13	4.7%	36.2%
Aliado Seguros, S.A.	8	759	2%	9	67,879.64	3.2%	2	233,128.02	26.0%	343.4%
La Regional de Seguros, S.A.	9	562	2%	8	97,004.68	4.6%	9	14,505.97	1.6%	15.0%
Interamericana de Fianzas y Seguros, S.A.	10	318	1%	11	40,106.15	1.9%	11	1,000.58	0.1%	2.5%
General de Seguros, S.A.	11	302	1%	12	26,328.41	1.3%	10	1,869.56	0.2%	7.1%
Seguros FEDPA, S. A.	12	225	1%	10	44,298.56	2.1%	13	0.00	0.0%	0.0%
Multibank Seguros, S.A.	13	190	1%	13	10,988.97	0.5%	12	352.25	0.0%	3.2%
CHUBB Seguros Panamá S. A.	14	-	0%	14	0.00	0.0%	14	0.00	0.0%	0.0%
MAPFRE Panamá S.A.	15	-	0%	15	0.00	0.0%	15	0.00	0.0%	0.0%
Worldwide Medical Assurance	16	-	0%	16	0.00	0.0%	16	0.00	0.0%	0.0%
UniVivir, S. A.	17	-	0%	17	0.00	0.0%	17	0.00	0.0%	0.0%
Aseguradora Global, S.A.	18	-	0%	18	0.00	0.0%	18	0.00	0.0%	0.0%
BUPA Panamá S.A.	19	-	0%	19	0.00	0.0%	19	0.00	0.0%	0.0%
Pan American Life Insurande de Panamá, S.A.	20	-	0%	20	0.00	0.0%	20	0.00	0.0%	0.0%
SAGICOR Panamá, S. A.	21	-	0%	21	0.00	0.0%	21	0.00	0.0%	0.0%
Seguros Suramericana, S.A.	22	-	0%	22	0.00	0.0%	22	0.00	0.0%	0.0%
<b>TOTAL</b>		<b>34,597</b>	<b>100%</b>		<b>\$2,105,511.23</b>	<b>100%</b>		<b>\$898,143.44</b>	<b>100%</b>	<b>42.7%</b>

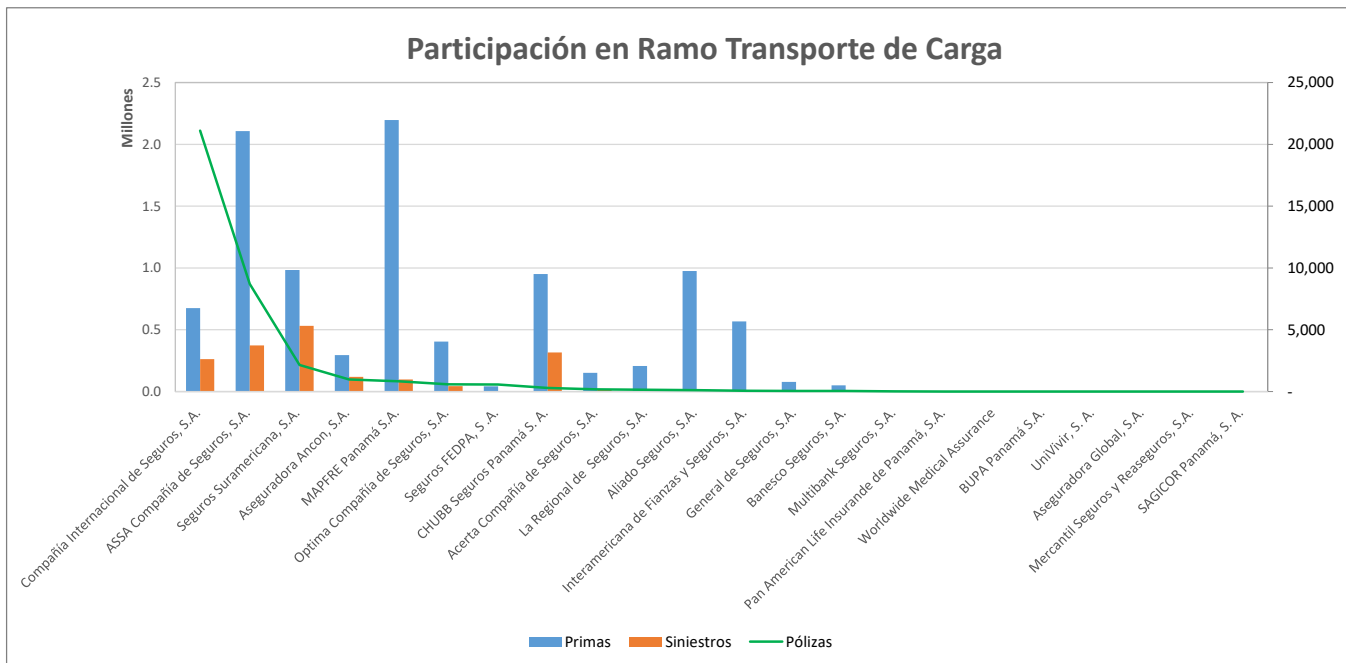


## Superintendencia de Seguros y Reaseguros de Panamá Participación de Mercado por Productos

### TRANSPORTE

AL MES DE ABRIL DE 2026

Compañía de Seguros	#	Pólizas	% Pólizas	#	Primas	% Primas	#	Siniestros	% Siniestros	Sinestralidad Promedio
Compañía Internacional de Seguros, S.A.	1	21,107	59%	6	675,266.18	7.0%	4	261,751.71	14.7%	38.8%
ASSA Compañía de Seguros, S.A.	2	8,700	24%	2	2,106,566.83	21.7%	2	373,191.78	21.0%	17.7%
Seguros Suramericana, S.A.	3	2,148	6%	3	982,927.55	10.1%	1	531,066.02	29.9%	54.0%
Aseguradora Ancon, S.A.	4	977	3%	5	295,136.07	3.0%	5	119,125.65	6.7%	40.4%
MAPFRE Panamá S.A.	5	824	2%	1	2,196,902.11	22.7%	6	97,576.54	5.5%	4.4%
Optima Compañía de Seguros, S.A.	6	579	2%	8	404,339.96	4.2%	7	43,402.89	2.4%	10.7%
Seguros FEDPA, S.A.	7	563	2%	14	42,299.42	0.4%	11	2,653.74	0.1%	6.3%
CHUBB Seguros Panamá S. A.	8	290	1%	5	950,701.54	9.8%	3	316,530.26	17.8%	33.3%
Acerta Compañía de Seguros, S.A.	9	178	0%	11	151,194.28	1.6%	9	12,617.99	0.7%	8.3%
La Regional de Seguros, S.A.	10	146	0%	10	207,343.04	2.1%	14	0.00	0.0%	0.0%
Aliado Seguros, S.A.	11	105	0%	4	975,685.54	10.1%	8	15,048.24	0.8%	1.5%
Interamericana de Fianzas y Seguros, S.A.	12	55	0%	7	567,564.60	5.9%	13	0.00	0.0%	0.0%
General de Seguros, S.A.	13	48	0%	12	77,944.84	0.8%	12	2,335.54	0.1%	3.0%
Banesco Seguros, S.A.	14	39	0%	13	50,489.95	0.5%	10	3,655.81	0.2%	7.2%
Multibank Seguros, S.A.	15	11	0%	15	3,719.43	0.0%	15	0.00	0.0%	0.0%
Pan American Life Insurande de Panamá, S.A.	16	-	0%	16	0.00	0.0%	16	0.00	0.0%	0.0%
Worldwide Medical Assurance	17	-	0%	17	0.00	0.0%	17	0.00	0.0%	0.0%
BUPA Panamá S.A.	18	-	0%	18	0.00	0.0%	18	0.00	0.0%	0.0%
UniVivir, S. A.	19	-	0%	19	0.00	0.0%	19	0.00	0.0%	0.0%
Aseguradora Global, S.A.	20	-	0%	20	0.00	0.0%	20	0.00	0.0%	0.0%
Mercantil Seguros y Reaseguros, S.A.	21	-	0%	21	0.00	0.0%	21	0.00	0.0%	0.0%
SAGICOR Panamá, S. A.	22	-	0%	22	0.00	0.0%	22	0.00	0.0%	0.0%
		<b>35,770</b>	<b>100%</b>		<b>\$9,688,081.34</b>	<b>100%</b>		<b>\$1,778,956.17</b>	<b>100%</b>	<b>18.4%</b>

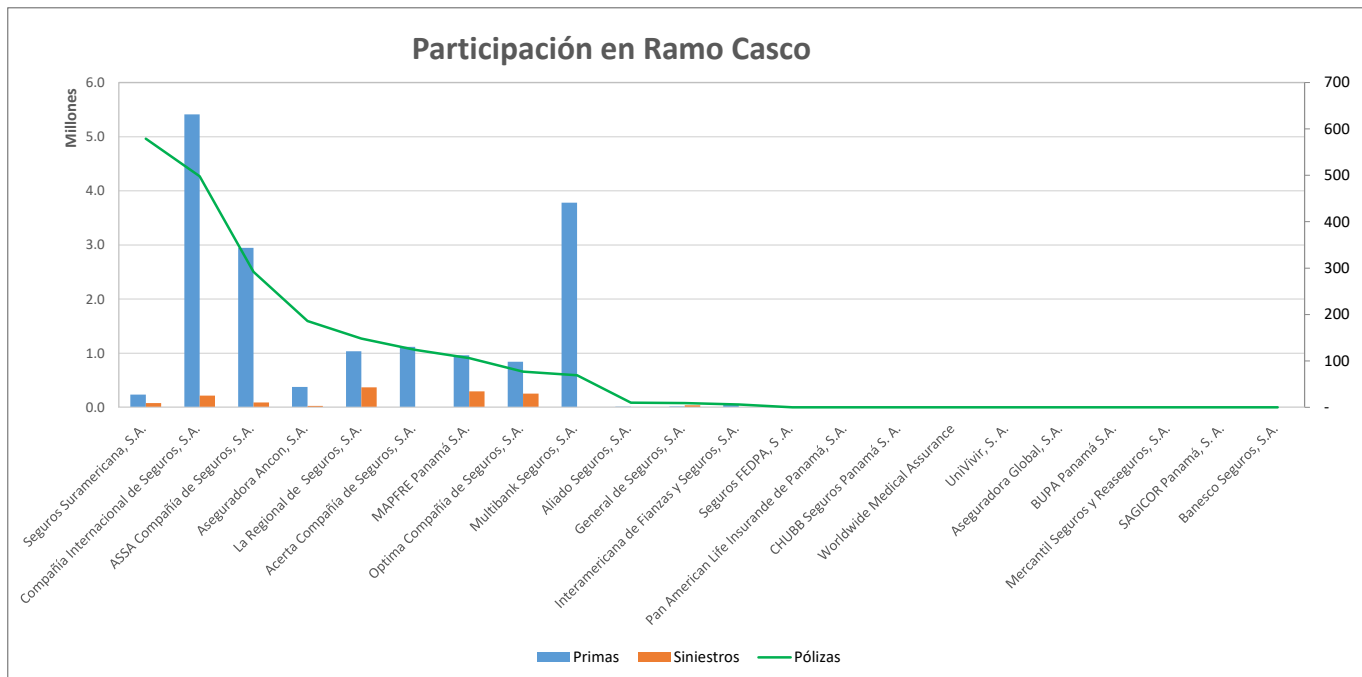


## Superintendencia de Seguros y Reaseguros de Panamá Participación de Mercado por Productos

### CASCO

AL MES DE ABRIL DE 2026

Compañía de Seguros	#	Pólizas	% Pólizas	#	Primas	% Primas	#	Siniestros	% Siniestros	Sinestralidad Promedio
Seguros Suramericana, S.A.	1	579	28%	9	235,822.13	1.4%	6	76,748.30	5.6%	32.5%
Compañía Internacional de Seguros, S.A.	2	498	24%	1	5,412,391.09	32.2%	4	217,465.34	16.0%	4.0%
ASSA Compañía de Seguros, S.A.	3	292	14%	3	2,948,011.16	17.6%	5	90,970.71	6.7%	3.1%
Aseguradora Ancon, S.A.	4	186	9%	8	377,259.11	2.2%	8	25,523.45	1.9%	6.8%
La Regional de Seguros, S.A.	5	148	7%	5	1,036,992.94	6.2%	1	368,853.69	27.1%	35.6%
Acerta Compañía de Seguros, S.A.	6	124	6%	4	1,116,325.61	6.6%	10	0.00	0.0%	0.0%
MAPFRE Panamá S.A.	7	106	5%	6	960,905.68	5.7%	2	295,775.35	21.7%	30.8%
Optima Compañía de Seguros, S.A.	8	77	4%	7	840,198.39	5.0%	3	252,348.91	18.5%	30.0%
Multibank Seguros, S.A.	9	69	3%	2	3,780,540.25	22.5%	9	56.16	0.0%	0.0%
Aliado Seguros, S.A.	10	10	0%	12	12,863.44	0.1%	12	0.00	0.0%	0.0%
General de Seguros, S.A.	11	9	0%	11	15,480.77	0.1%	7	35,552.98	2.6%	229.7%
Interamericana de Fianzas y Seguros, S.A.	12	6	0%	10	52,107.93	0.3%	11	0.00	0.0%	0.0%
Seguros FEDPA, S.A.	13	-	0%	13	0.00	0.0%	13	0.00	0.0%	0.0%
Pan American Life Insurande de Panamá, S.A.	14	-	0%	14	0.00	0.0%	14	0.00	0.0%	0.0%
CHUBB Seguros Panamá S. A.	15	-	0%	15	0.00	0.0%	15	0.00	0.0%	0.0%
Worldwide Medical Assurance	16	-	0%	16	0.00	0.0%	16	0.00	0.0%	0.0%
UniVivir, S. A.	17	-	0%	17	0.00	0.0%	17	0.00	0.0%	0.0%
Aseguradora Global, S.A.	18	-	0%	18	0.00	0.0%	18	0.00	0.0%	0.0%
BUPA Panamá S.A.	19	-	0%	19	0.00	0.0%	19	0.00	0.0%	0.0%
Mercantil Seguros y Reaseguros, S.A.	20	-	0%	20	0.00	0.0%	20	0.00	0.0%	0.0%
SAGICOR Panamá, S. A.	21	-	0%	21	0.00	0.0%	21	0.00	0.0%	0.0%
Banescos Seguros, S.A.	22	-	0%	22	0.00	0.0%	22	0.00	0.0%	0.0%
		<b>2,104</b>	<b>100%</b>		<b>\$16,788,898.50</b>	<b>100%</b>		<b>\$1,363,294.89</b>	<b>100%</b>	<b>8.1%</b>

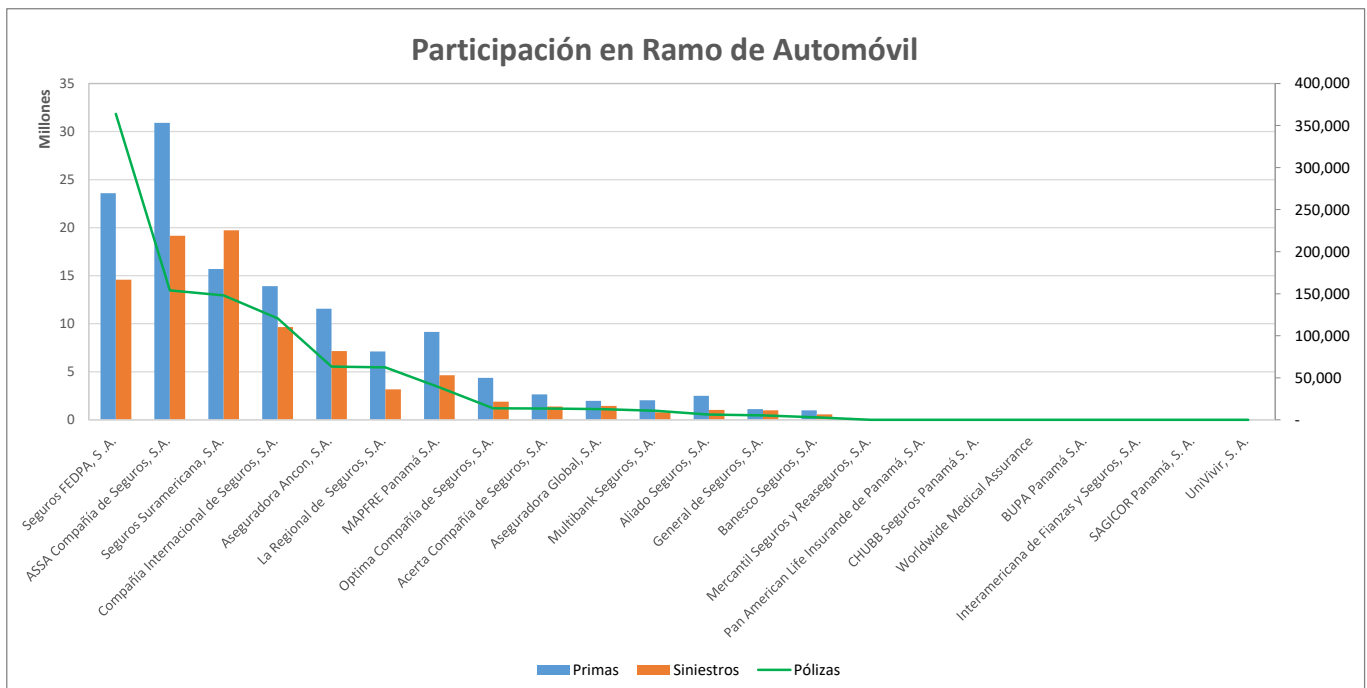


## Superintendencia de Seguros y Reaseguros de Panamá Participación de Mercado por Productos

### AUTOMÓVIL

AL MES DE ABRIL DE 2026

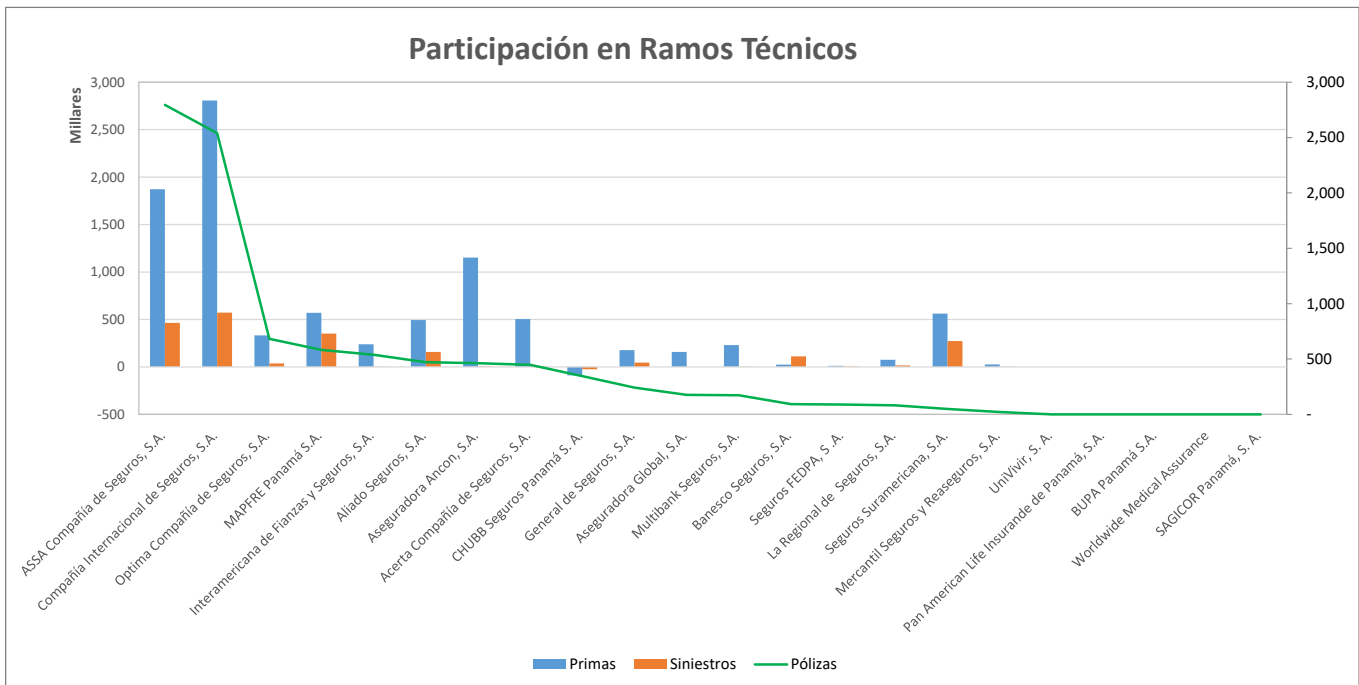
Compañía de Seguros	#	Pólizas	% Pólizas	#	Primas	% Primas	#	Siniestros	% Siniestros	Sinestralidad Promedio
Seguros FEDPA, S.A.	1	363,896	36%	2	23,578,242.74	18.5%	3	14,575,926.38	16.9%	61.8%
ASSA Compañía de Seguros, S.A.	2	154,003	15%	1	30,909,628.95	24.2%	2	19,159,996.60	22.2%	62.0%
Seguros Suramericana, S.A.	3	147,952	15%	3	15,691,218.69	12.3%	1	19,723,150.46	22.9%	125.7%
Compañía Internacional de Seguros, S.A.	4	120,576	12%	4	13,901,504.35	10.9%	4	9,654,543.05	11.2%	69.4%
Aseguradora Ancon, S.A.	5	63,316	6%	5	11,561,454.39	9.1%	5	7,163,696.64	8.3%	62.0%
La Regional de Seguros, S.A.	6	62,256	6%	7	7,111,913.56	5.6%	7	3,168,803.93	3.7%	44.6%
MAPFRE Panamá S.A.	7	38,698	4%	6	9,144,807.85	7.2%	6	4,638,933.04	5.4%	50.7%
Optima Compañía de Seguros, S.A.	8	13,653	1%	8	4,355,236.81	3.4%	8	1,881,918.73	2.2%	43.2%
Acerta Compañía de Seguros, S.A.	9	13,335	1%	9	2,646,873.60	2.1%	10	1,379,919.21	1.6%	52.1%
Aseguradora Global, S.A.	10	12,626	1%	12	1,967,579.20	1.5%	9	1,450,410.66	1.7%	73.7%
Multibank Seguros, S.A.	11	10,857	1%	11	2,030,937.55	1.6%	13	779,656.87	0.9%	38.4%
Aliado Seguros, S.A.	12	6,212	1%	10	2,491,373.02	2.0%	11	1,020,835.74	1.2%	41.0%
General de Seguros, S.A.	13	5,317	1%	13	1,123,095.50	0.9%	12	988,631.42	1.1%	88.0%
Baneco Seguros, S.A.	14	2,993	0%	14	991,466.08	0.8%	14	570,094.06	0.7%	57.5%
Mercantil Seguros y Reaseguros, S.A.	15	-	0%	15	0.00	0.0%	15	0.00	0.0%	0.0%
Pan American Life Insurande de Panamá, S.A.	16	-	0%	16	0.00	0.0%	16	0.00	0.0%	0.0%
CHUBB Seguros Panamá S.A.	17	-	0%	17	0.00	0.0%	17	0.00	0.0%	0.0%
Worldwide Medical Assurance	18	-	0%	18	0.00	0.0%	18	0.00	0.0%	0.0%
BUPA Panamá S.A.	19	-	0%	19	0.00	0.0%	19	0.00	0.0%	0.0%
Interamericana de Fianzas y Seguros, S.A.	20	-	0%	20	0.00	0.0%	20	0.00	0.0%	0.0%
SAGICOR Panamá, S.A.	21	-	0%	21	0.00	0.0%	21	0.00	0.0%	0.0%
UniVivir, S.A.	22	-	0%	22	0.00	0.0%	22	0.00	0.0%	0.0%
<b>Total</b>		<b>1,015,690</b>	<b>100%</b>		<b>\$127,505,332.29</b>	<b>100%</b>		<b>\$86,156,516.79</b>	<b>100%</b>	<b>67.6%</b>



## RAMOS TÉCNICOS

AL MES DE ABRIL DE 2026

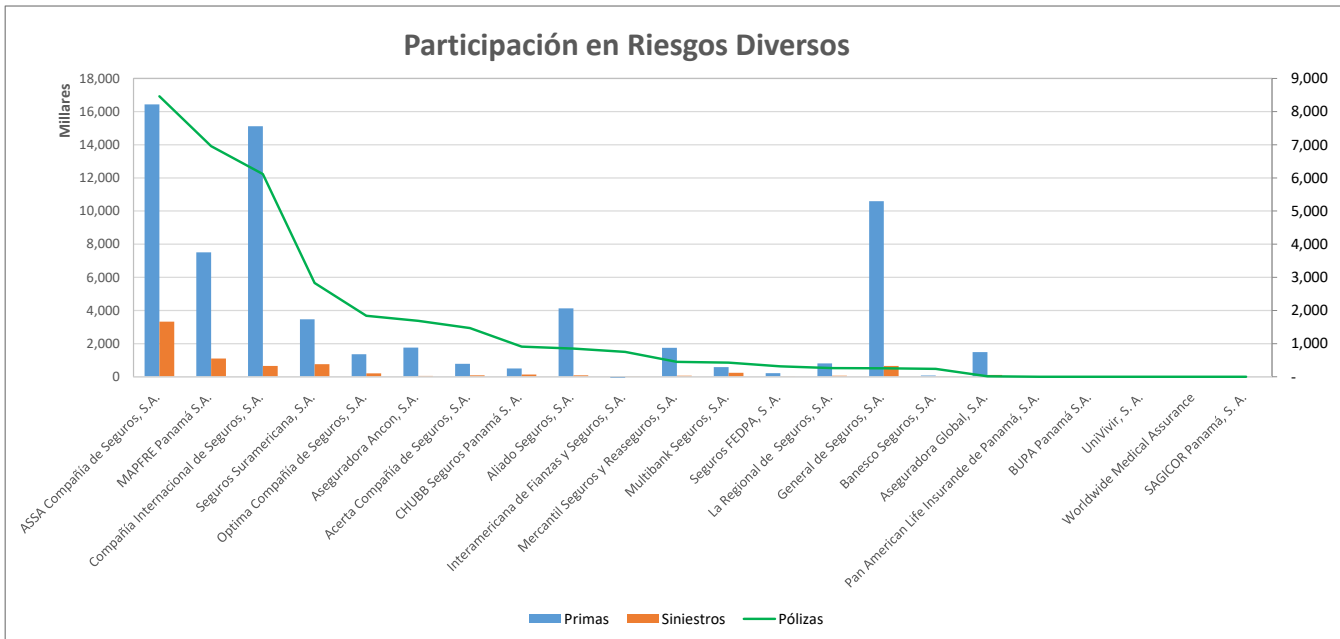
Compañía de Seguros	#	Pólizas	% Pólizas	#	Primas	% Primas	#	Siniestros	% Siniestros	Sinestralidad Promedio
ASSA Compañía de Seguros, S.A.	1	2,795	29%	2	1,871,533.30	20.5%	2	463,029.85	22.9%	24.7%
Compañía Internacional de Seguros, S.A.	2	2,539	26%	1	2,807,723.91	30.7%	1	572,593.32	28.3%	20.4%
Optima Compañía de Seguros, S.A.	3	682	7%	8	332,101.27	3.6%	8	37,882.20	1.9%	11.4%
MAPFRE Panamá S.A.	4	583	6%	4	569,914.20	6.2%	3	352,450.00	17.4%	61.8%
Interamericana de Fianzas y Seguros, S.A.	5	538	5%	9	237,861.27	2.6%	13	800.91	0.0%	0.3%
Aliado Seguros, S.A.	6	471	5%	7	493,645.05	5.4%	5	158,083.07	7.8%	32.0%
Aseguradora Ancon, S.A.	7	462	5%	3	1,152,227.76	12.6%	10	5,741.84	0.3%	0.5%
Acerta Compañía de Seguros, S.A.	8	447	5%	6	505,391.92	5.5%	12	4,149.22	0.2%	0.8%
CHUBB Seguros Panamá S. A.	9	345	4%	22	-88,985.95	-1.0%	22	-24,946.88	-1.2%	0.0%
General de Seguros, S.A.	10	241	2%	11	176,831.82	1.9%	7	44,993.91	2.2%	25.4%
Aseguradora Global, S.A.	11	176	2%	12	158,861.15	1.7%	16	0.00	0.0%	0.0%
Multibank Seguros, S.A.	12	173	2%	10	229,883.06	2.5%	15	536.26	0.0%	0.2%
Baneco Seguros, S.A.	13	93	1%	15	24,801.01	0.3%	6	110,918.28	5.5%	447.2%
Seguros FEDPA, S. A.	14	89	1%	16	11,124.11	0.1%	11	5,246.35	0.3%	47.2%
La Regional de Seguros, S.A.	15	82	1%	13	75,209.58	0.8%	9	16,326.18	0.8%	21.7%
Seguros Suramericana, S.A.	16	49	1%	5	561,456.49	6.1%	4	273,691.15	13.5%	48.7%
Mercantil Seguros y Reaseguros, S.A.	17	22	0%	14	27,228.18	0.3%	14	639.33	0.0%	2.3%
UniVivir, S. A.	18	-	0%	17	0.00	0.0%	17	0.00	0.0%	0.0%
Pan American Life Insurande de Panamá, S.A.	19	-	0%	18	0.00	0.0%	18	0.00	0.0%	0.0%
BUPA Panamá S.A.	20	-	0%	19	0.00	0.0%	19	0.00	0.0%	0.0%
Worldwide Medical Assurance	21	-	0%	20	0.00	0.0%	20	0.00	0.0%	0.0%
SAGICOR Panamá, S. A.	22	-	0%	21	0.00	0.0%	21	0.00	0.0%	0.0%
		9,787	100%		\$9,146,808.13	100%		\$2,022,134.99	100%	22.1%



## RIESGOS DIVERSOS

AL MES DE ABRIL DE 2026

Compañía de Seguros	#	Pólizas	% Pólizas	#	Primas	% Primas	#	Siniestros	% Siniestros	Sinestralidad Promedio
ASSA Compañía de Seguros, S.A.	1	8,462	25%	1	16,438,980.07	24.7%	1	3,324,285.80	44.0%	20.2%
MAPFRE Panamá S.A.	2	6,956	21%	4	7,504,188.55	11.3%	2	1,096,437.35	14.5%	14.6%
Compañía Internacional de Seguros, S.A.	3	6,113	18%	2	15,114,886.18	22.7%	5	648,948.26	8.6%	4.3%
Seguros Suramericana, S.A.	4	2,828	8%	6	3,471,217.42	5.2%	3	754,387.31	10.0%	21.7%
Optima Compañía de Seguros, S.A.	5	1,837	5%	10	1,354,284.64	2.0%	7	207,473.59	2.7%	15.3%
Aseguradora Ancon, S.A.	6	1,687	5%	7	1,764,763.64	2.7%	14	53,538.07	0.7%	3.0%
Acerta Compañía de Seguros, S.A.	7	1,466	4%	12	777,795.38	1.2%	11	89,173.44	1.2%	11.5%
CHUBB Seguros Panamá S. A.	8	912	3%	14	498,789.18	0.8%	8	138,867.75	1.8%	27.8%
Aliado Seguros, S.A.	9	848	3%	5	4,125,162.60	6.2%	10	91,731.88	1.2%	2.2%
Interamericana de Fianzas y Seguros, S.A.	10	753	2%	22	-65,199.90	-0.1%	16	2,461.00	0.0%	-3.8%
Mercantil Seguros y Reaseguros, S.A.	11	448	1%	8	1,747,995.58	2.6%	13	59,398.52	0.8%	3.4%
Multibank Seguros, S.A.	12	429	1%	13	585,918.62	0.9%	6	239,324.19	3.2%	40.8%
Seguros FEDPA, S. A.	13	316	1%	15	216,642.07	0.3%	17	1,527.37	0.0%	0.7%
La Regional de Seguros, S.A.	14	260	1%	11	809,498.93	1.2%	12	67,599.49	0.9%	8.4%
General de Seguros, S.A.	15	258	1%	3	10,591,717.08	15.9%	4	652,358.37	8.6%	6.2%
Banesco Seguros, S.A.	16	236	1%	16	74,713.08	0.1%	15	19,444.92	0.3%	26.0%
Aseguradora Global, S.A.	17	13	0%	9	1,484,862.88	2.2%	9	115,856.22	1.5%	7.8%
Pan American Life Insurande de Panamá, S.A.	18	-	0%	17	0.00	0.0%	18	0.00	0.0%	0.0%
BUPA Panamá S.A.	19	-	0%	18	0.00	0.0%	19	0.00	0.0%	0.0%
UniVivir, S. A.	20	-	0%	19	0.00	0.0%	20	0.00	0.0%	0.0%
Worldwide Medical Assurance	21	-	0%	20	0.00	0.0%	21	0.00	0.0%	0.0%
SAGICOR Panamá, S. A.	22	-	0%	21	0.00	0.0%	22	0.00	0.0%	0.0%
<b>TOTAL</b>		<b>33,822</b>	<b>100%</b>		<b>\$66,496,216.00</b>	<b>100%</b>		<b>\$7,562,813.53</b>	<b>100%</b>	<b>11.4%</b>

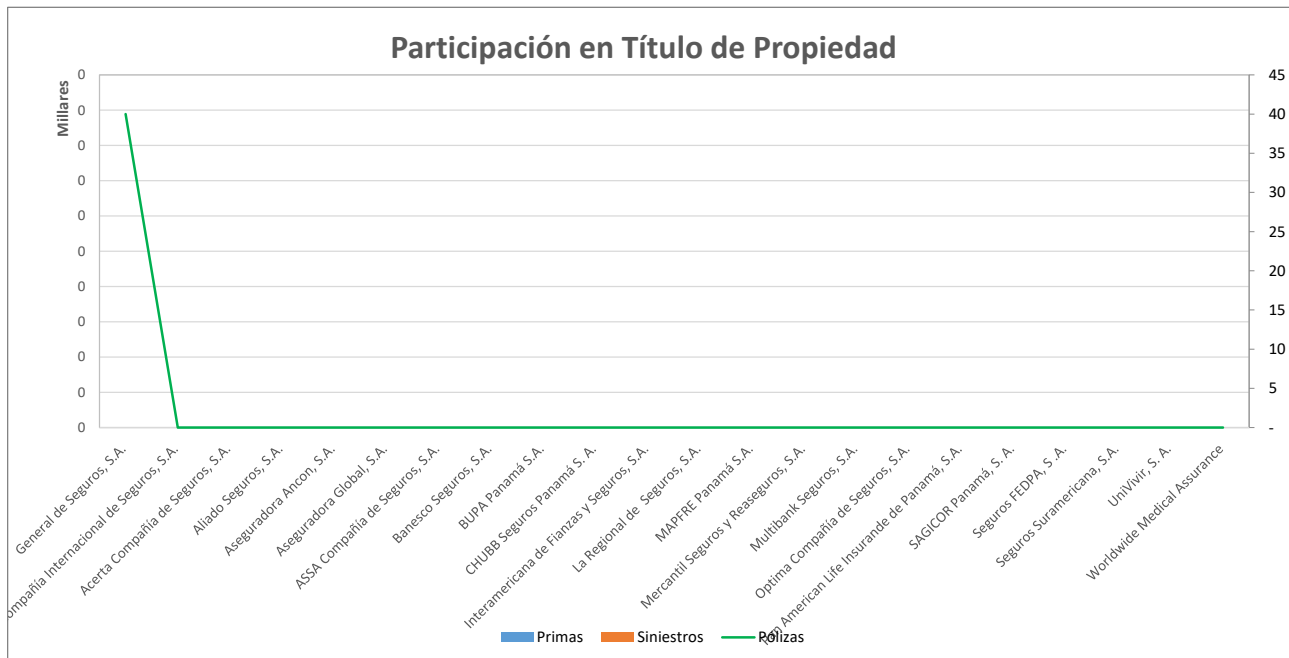


## Superintendencia de Seguros y Reaseguros de Panamá Participación de Mercado por Productos

### TÍTULO DE PROPIEDAED

AL MES DE ABRIL DE 2026

Compañía de Seguros	#	Pólizas	% Pólizas	#	Primas	% Primas	#	Siniestros	% Siniestros	Sinestralidad Promedio
General de Seguros, S.A.	1	40	100%	1	0.00	0.0%	1	0.00	0.0%	0.0%
Compañía Internacional de Seguros, S.A.	2	-	0%	2	0.00	0.0%	2	0.00	0.0%	0.0%
Acerta Compañía de Seguros, S.A.	3	-	0%	3	0.00	0.0%	3	0.00	0.0%	0.0%
Aliado Seguros, S.A.	4	-	0%	4	0.00	0.0%	4	0.00	0.0%	0.0%
Aseguradora Ancon, S.A.	5	-	0%	5	0.00	0.0%	5	0.00	0.0%	0.0%
Aseguradora Global, S.A.	6	-	0%	6	0.00	0.0%	6	0.00	0.0%	0.0%
ASSA Compañía de Seguros, S.A.	7	-	0%	7	0.00	0.0%	7	0.00	0.0%	0.0%
Banesco Seguros, S.A.	8	-	0%	8	0.00	0.0%	8	0.00	0.0%	0.0%
BUPA Panamá S.A.	9	-	0%	9	0.00	0.0%	9	0.00	0.0%	0.0%
CHUBB Seguros Panamá S. A.	10	-	0%	10	0.00	0.0%	10	0.00	0.0%	0.0%
Interamericana de Fianzas y Seguros, S.A.	11	-	0%	11	0.00	0.0%	11	0.00	0.0%	0.0%
La Regional de Seguros, S.A.	12	-	0%	12	0.00	0.0%	12	0.00	0.0%	0.0%
MAPFRE Panamá S.A.	13	-	0%	13	0.00	0.0%	13	0.00	0.0%	0.0%
Mercantil Seguros y Reaseguros, S.A.	14	-	0%	14	0.00	0.0%	14	0.00	0.0%	0.0%
Multibank Seguros, S.A.	15	-	0%	15	0.00	0.0%	15	0.00	0.0%	0.0%
Optima Compañía de Seguros, S.A.	16	-	0%	16	0.00	0.0%	16	0.00	0.0%	0.0%
Pan American Life Insurande de Panamá, S.A.	17	-	0%	17	0.00	0.0%	17	0.00	0.0%	0.0%
SAGICOR Panamá, S. A.	18	-	0%	18	0.00	0.0%	18	0.00	0.0%	0.0%
Seguros FEDPA, S. A.	19	-	0%	19	0.00	0.0%	19	0.00	0.0%	0.0%
Seguros Suramericana, S.A.	20	-	0%	20	0.00	0.0%	20	0.00	0.0%	0.0%
Univivir, S. A.	21	-	0%	21	0.00	0.0%	21	0.00	0.0%	0.0%
Worldwide Medical Assurance	22	-	0%	22	0.00	0.0%	22	0.00	0.0%	0.0%
		40	100%		\$0.00	0%		\$0.00	0%	0.0%



## Superintendencia de Seguros y Reaseguros de Panamá Participación de Mercado por Productos

### FIANZAS

AL MES DE ABRIL DE 2026

Compañía de Seguros	#	Pólizas	% Pólizas	#	Primas	% Primas	#	Siniestros	% Siniestros	Sinestralidad Promedio
ASSA Compañía de Seguros, S.A.	1	19,075	37%	4	4,853,821.64	10.3%	9	29,534.78	0.2%	0.6%
Seguros Suramericana, S.A.	2	8,213	16%	8	866,463.59	1.8%	4	555,818.11	3.1%	64.1%
Compañía Internacional de Seguros, S.A.	3	5,741	11%	2	10,563,831.83	22.5%	3	771,644.32	4.2%	7.3%
Interamericana de Fianzas y Seguros, S.A.	4	5,688	11%	3	5,828,917.57	12.4%	11	2,475.23	0.0%	0.0%
MAPFRE Panamá S.A.	5	3,600	7%	1	18,003,837.35	38.3%	1	14,567,388.52	80.1%	80.9%
Acerta Compañía de Seguros, S.A.	6	2,878	6%	6	1,775,782.01	3.8%	8	164,450.66	0.9%	9.3%
Aliado Seguros, S.A.	7	2,012	4%	5	2,512,532.23	5.3%	7	198,011.71	1.1%	7.9%
Optima Compañía de Seguros, S.A.	8	1,740	3%	9	827,863.19	1.8%	6	434,569.57	2.4%	52.5%
Aseguradora Ancon, S.A.	9	1,116	2%	11	291,332.95	0.6%	14	0.00	0.0%	0.0%
La Regional de Seguros, S.A.	10	433	1%	10	506,901.59	1.1%	13	0.00	0.0%	0.0%
Aseguradora Global, S.A.	11	334	1%	7	935,704.50	2.0%	5	448,705.99	2.5%	48.0%
CHUBB Seguros Panamá S. A.	12	309	1%	22	-151,350.90	-0.3%	2	1,009,310.33	5.5%	-666.9%
Seguros FEDPA, S. A.	13	261	1%	15	28,007.03	0.1%	17	0.00	0.0%	0.0%
General de Seguros, S.A.	14	204	0%	14	44,547.65	0.1%	16	0.00	0.0%	0.0%
Multibank Seguros, S.A.	15	163	0%	13	66,552.97	0.1%	12	702.19	0.0%	1.1%
Mercantil Seguros y Reaseguros, S.A.	16	122	0%	12	75,914.26	0.2%	15	0.00	0.0%	0.0%
Banesco Seguros, S.A.	17	16	0%	16	3,742.57	0.0%	10	9,694.48	0.1%	259.0%
Pan American Life Insurande de Panamá, S.A.	18	-	0%	17	0.00	0.0%	18	0.00	0.0%	0.0%
UniVivir, S. A.	19	-	0%	18	0.00	0.0%	19	0.00	0.0%	0.0%
BUPA Panamá S.A.	20	-	0%	19	0.00	0.0%	20	0.00	0.0%	0.0%
Worldwide Medical Assurance	21	-	0%	20	0.00	0.0%	21	0.00	0.0%	0.0%
SAGICOR Panamá, S. A.	22	-	0%	21	0.00	0.0%	22	0.00	0.0%	0.0%
<b>TOTAL</b>		<b>51,905</b>	<b>100%</b>		<b>\$47,034,402.03</b>	<b>100%</b>		<b>\$18,192,305.89</b>	<b>100%</b>	<b>38.7%</b>

### Participación en Ramos Fianzas

