

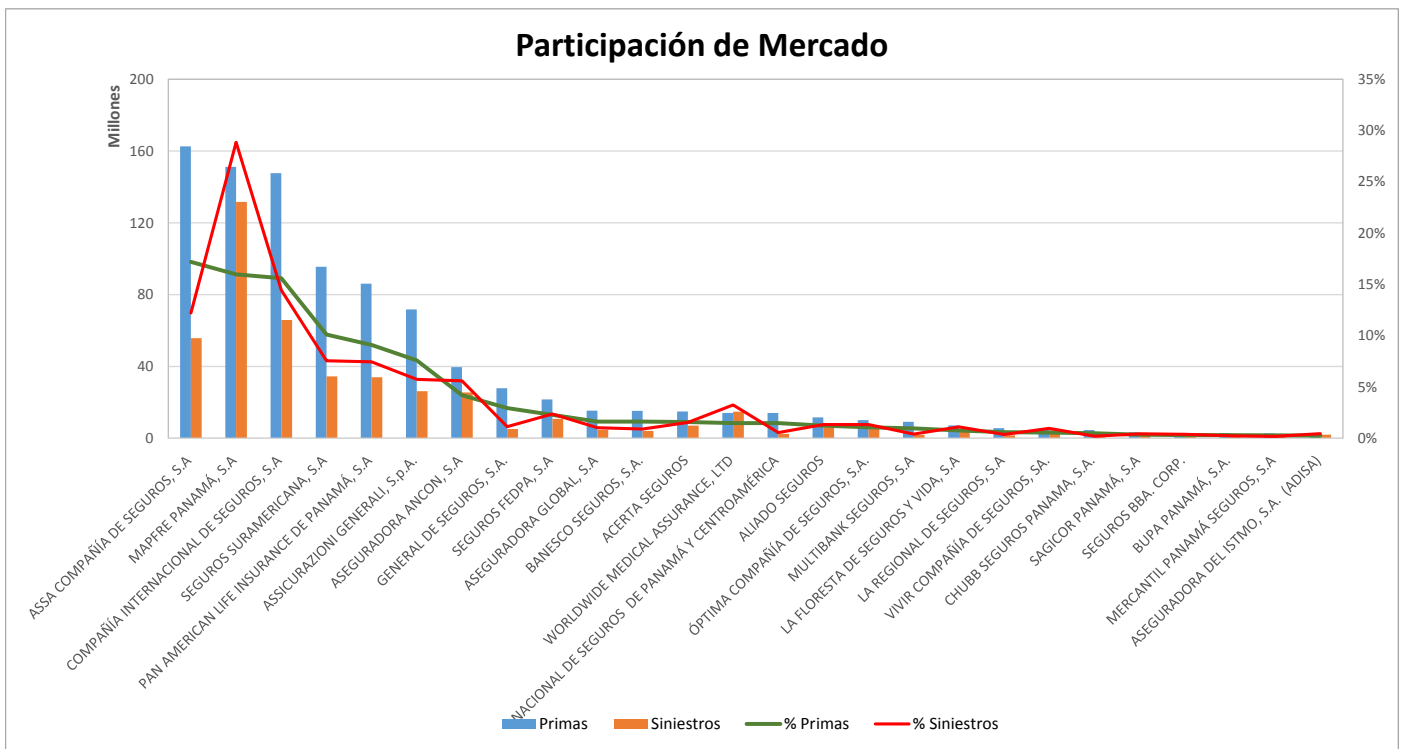
Superintendencia de Seguros y Reaseguros de Panamá

Participación de Mercado por Ramos



PARTICIPACION DE MERCADO AL MES DE AGOSTO DE 2017

#	Compañía de Seguros	Primas	% Primas	#	Siniestros	% Siniestros	Sinestralidad Promedio
1	ASSA COMPAÑÍA DE SEGUROS, S.A	162,660,564.18	17.2%	3	55,732,760.14	12.2%	34.3%
2	MAPFRE PANAMÁ, S.A	151,199,810.70	16.0%	1	131,729,513.64	28.9%	87.1%
3	COMPAÑÍA INTERNACIONAL DE SEGUROS, S.A	147,704,453.71	15.6%	2	65,871,315.13	14.4%	44.6%
4	SEGUROS SURAMERICANA, S.A	95,574,718.33	10.1%	4	34,497,290.45	7.6%	36.1%
5	PAN AMERICAN LIFE INSURANCE DE PANAMÁ, S.A	86,161,215.53	9.1%	5	34,042,720.19	7.5%	39.5%
6	ASSICURAZIONI GENERALI, S.p.A.	71,816,917.37	7.6%	6	26,222,704.54	5.7%	36.5%
7	ASEGURADORA ANCON, S.A	39,701,903.58	4.2%	7	25,540,103.56	5.6%	64.3%
8	GENERAL DE SEGUROS, S.A.	27,872,647.00	2.9%	13	5,174,816.22	1.1%	18.6%
9	SEGUROS FEDPA, S.A	21,684,493.17	2.3%	9	10,786,719.85	2.4%	49.7%
10	ASEGURADORA GLOBAL, S.A	15,417,622.15	1.6%	15	4,665,288.01	1.0%	30.3%
11	BANESCO SEGUROS, S.A.	15,303,752.97	1.6%	17	4,125,568.20	0.9%	27.0%
12	ACERTA SEGUROS	14,942,854.35	1.6%	10	7,070,550.66	1.5%	47.3%
13	WORLDWIDE MEDICAL ASSURANCE, LTD	14,079,867.10	1.5%	8	14,809,756.26	3.2%	105.2%
14	NACIONAL DE SEGUROS DE PANAMÁ Y CENTROAMÉRICA	14,044,209.01	1.5%	18	2,478,537.38	0.5%	17.6%
15	ALIADO SEGUROS	11,605,857.31	1.2%	12	6,099,597.47	1.3%	52.6%
16	ÓPTIMA COMPAÑÍA DE SEGUROS, S.A.	10,143,450.33	1.1%	11	6,114,407.78	1.3%	60.3%
17	MULTIBANK SEGUROS, S.A	9,211,494.56	1.0%	21	1,872,109.31	0.4%	20.3%
18	LA FLORESTA DE SEGUROS Y VIDA, S.A	7,161,117.90	0.8%	14	5,032,812.62	1.1%	70.3%
19	LA REGIONAL DE SEGUROS, S.A	5,593,742.97	0.6%	23	1,634,471.61	0.4%	29.2%
20	VIVIR COMPAÑÍA DE SEGUROS, SA.	5,295,244.99	0.6%	16	4,395,341.14	1.0%	83.0%
21	CHUBB SEGUROS PANAMA, S.A.	4,547,913.90	0.5%	25	948,164.79	0.2%	20.8%
22	SAGICOR PANAMÁ, S.A	3,285,716.46	0.3%	20	1,912,009.63	0.4%	58.2%
23	SEGUROS BBA. CORP.	2,938,082.14	0.3%	22	1,749,702.98	0.4%	59.6%
24	BUPA PANAMÁ, S.A.	2,863,409.93	0.3%	24	1,139,920.37	0.2%	39.8%
25	MERCANTIL PANAMÁ SEGUROS, S.A	2,633,729.85	0.3%	26	832,852.74	0.2%	31.6%
26	ASEGURADORA DEL ISTMO, S.A. (ADISA)	2,453,325.42	0.3%	19	2,009,997.77	0.4%	81.9%
TOTAL		\$945,898,114.91	100%		\$456,489,032.44	100%	48.3%



Superintendencia de Seguros y Reaseguros de Panamá

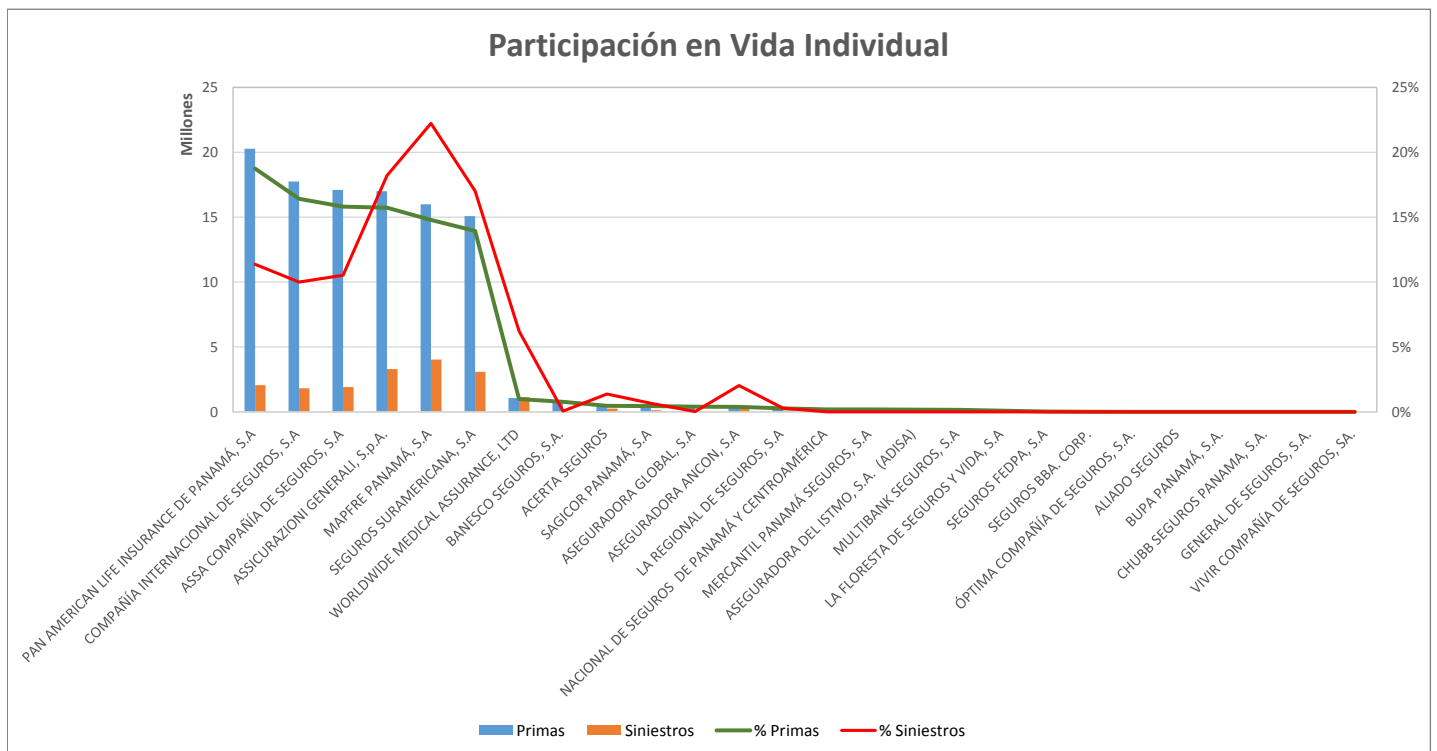
Participación de Mercado por Ramos



RAMO DE VIDA INDIVIDUAL

AL MES DE AGOSTO DE 2017

#	Compañía de Seguros	Primas	% Primas	#	Siniestros	% Siniestros	Sinestralidad Promedio
1	PAN AMERICAN LIFE INSURANCE DE PANAMÁ, S.A	20,269,353.37	18.7%	4	2,056,146.09	11.4%	10.1%
2	COMPAÑÍA INTERNACIONAL DE SEGUROS, S.A	17,757,625.02	16.4%	6	1,809,079.06	10.0%	10.2%
3	ASSA COMPAÑÍA DE SEGUROS, S.A	17,098,633.71	15.8%	5	1,904,318.36	10.5%	11.1%
4	ASSICURAZIONI GENERALI, S.p.A.	17,007,982.74	15.7%	2	3,292,502.60	18.2%	19.4%
5	MAPFRE PANAMÁ, S.A	15,992,397.17	14.8%	1	4,021,165.73	22.2%	25.1%
6	SEGUROS SURAMERICANA, S.A	15,075,539.44	13.9%	3	3,077,166.95	17.0%	20.4%
7	WORLDWIDE MEDICAL ASSURANCE, LTD	1,063,143.24	1.0%	7	1,127,500.00	6.2%	106.1%
8	BANESCO SEGUROS, S.A.	829,730.07	0.8%	12	10,085.00	0.1%	1.2%
9	ACERTA SEGUROS	499,447.91	0.5%	9	250,000.00	1.4%	50.1%
10	SAGICOR PANAMÁ, S.A	480,162.32	0.4%	10	119,518.93	0.7%	24.9%
11	ASEGURADORA GLOBAL, S.A	434,280.94	0.4%	13	4,100.00	0.0%	0.9%
12	ASEGURADORA ANCON, S.A	420,433.24	0.4%	8	366,715.34	2.0%	87.2%
13	LA REGIONAL DE SEGUROS, S.A	291,735.18	0.3%	11	50,000.00	0.3%	17.1%
14	NACIONAL DE SEGUROS DE PANAMÁ Y CENTROAMÉRICA	204,729.21	0.2%	14	0.00	0.0%	0.0%
15	MERCANTIL PANAMÁ SEGUROS, S.A	194,160.11	0.2%	15	0.00	0.0%	0.0%
16	ASEGURADORA DEL ISTMO, S.A. (ADISA)	190,615.12	0.2%	16	0.00	0.0%	0.0%
17	MULTIBANK SEGUROS, S.A	165,608.60	0.2%	17	0.00	0.0%	0.0%
18	LA FLORESTA DE SEGUROS Y VIDA, S.A	103,273.80	0.1%	18	0.00	0.0%	0.0%
19	SEGUROS FEDPA, S.A	31,107.29	0.0%	19	0.00	0.0%	0.0%
20	SEGUROS BBA. CORP.	6,168.70	0.0%	20	0.00	0.0%	0.0%
21	ÓPTIMA COMPAÑÍA DE SEGUROS, S.A.	0.00	0.0%	21	0.00	0.0%	0.0%
22	ALIADO SEGUROS	0.00	0.0%	22	0.00	0.0%	0.0%
23	BUPA PANAMÁ, S.A.	0.00	0.0%	23	0.00	0.0%	0.0%
24	CHUBB SEGUROS PANAMA, S.A.	0.00	0.0%	24	0.00	0.0%	0.0%
25	GENERAL DE SEGUROS, S.A.	0.00	0.0%	25	0.00	0.0%	0.0%
26	VIVIR COMPAÑÍA DE SEGUROS, SA.	0.00	0.0%	26	0.00	0.0%	0.0%
TOTAL		\$108,116,127.18	100%		\$18,088,298.06	100%	16.7%



Superintendencia de Seguros y Reaseguros de Panamá

Participación de Mercado por Ramos

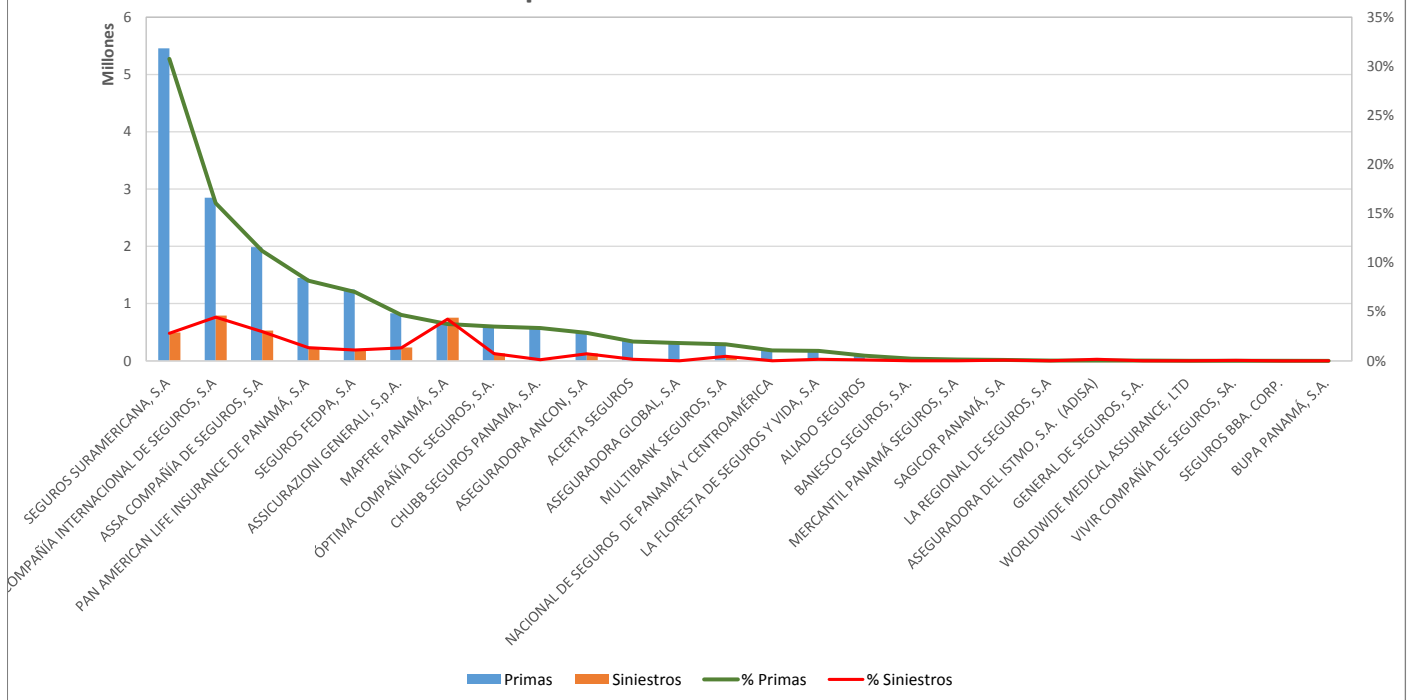


RAMO DE ACCIDENTES PERSONALES

AL MES DE AGOSTO DE 2017

#	Compañía de Seguros	Primas	% Primas	#	Siniestros	% Siniestros	Sinestralidad Promedio
1	SEGUROS SURAMERICANA, S.A	5,455,675.42	30.8%	4	496,940.68	2.8%	9.1%
2	COMPAÑÍA INTERNACIONAL DE SEGUROS, S.A	2,849,497.82	16.1%	1	789,508.67	4.5%	27.7%
3	ASSA COMPAÑÍA DE SEGUROS, S.A	1,987,741.57	11.2%	3	528,258.54	3.0%	26.6%
4	PAN AMERICAN LIFE INSURANCE DE PANAMÁ, S.A	1,447,822.59	8.2%	5	239,330.85	1.3%	16.5%
5	SEGUROS FEDPA, S.A	1,246,875.79	7.0%	7	194,706.24	1.1%	15.6%
6	ASSICURAZIONI GENERALI, S.p.A.	830,376.31	4.7%	6	233,786.31	1.3%	28.2%
7	MAPFRE PANAMÁ, S.A	664,530.64	3.7%	2	754,251.41	4.3%	113.5%
8	ÓPTIMA COMPAÑÍA DE SEGUROS, S.A.	619,553.73	3.5%	8	130,953.90	0.7%	21.1%
9	CHUBB SEGUROS PANAMA, S.A.	592,806.49	3.3%	14	20,536.33	0.1%	3.5%
10	ASEGURADORA ANCON, S.A	506,014.53	2.9%	9	129,405.93	0.7%	25.6%
11	ACERTA SEGUROS	350,048.94	2.0%	12	28,619.29	0.2%	8.2%
12	ASEGURADORA GLOBAL, S.A	322,750.62	1.8%	20	811.34	0.0%	0.3%
13	MULTIBANK SEGUROS, S.A	299,770.73	1.7%	10	80,100.00	0.5%	26.7%
14	NACIONAL DE SEGUROS DE PANAMÁ Y CENTROAMÉRICA	187,567.28	1.1%	22	286.02	0.0%	0.2%
15	LA FLORESTA DE SEGUROS Y VIDA, S.A	179,210.50	1.0%	11	29,029.70	0.2%	16.2%
16	ALIADO SEGUROS	91,407.51	0.5%	15	17,918.85	0.1%	19.6%
17	BANESCO SEGUROS, S.A.	39,539.06	0.2%	19	1,017.37	0.0%	2.6%
18	MERCANTIL PANAMÁ SEGUROS, S.A	25,998.95	0.1%	23	0.00	0.0%	0.0%
19	SAGICOR PANAMÁ, S.A	16,743.46	0.1%	16	11,956.59	0.1%	71.4%
20	LA REGIONAL DE SEGUROS, S.A	7,002.93	0.0%	24	0.00	0.0%	0.0%
21	ASEGURADORA DEL ISTMO, S.A. (ADISA)	5,227.58	0.0%	13	26,607.35	0.2%	509.0%
22	GENERAL DE SEGUROS, S.A.	4,503.73	0.0%	21	534.57	0.0%	11.9%
23	WORLDWIDE MEDICAL ASSURANCE, LTD	2,829.02	0.0%	18	1,869.33	0.0%	66.1%
24	VIVIR COMPAÑÍA DE SEGUROS, SA.	1,018.08	0.0%	17	7,910.62	0.0%	777.0%
25	SEGUROS BBA. CORP.	83.53	0.0%	26	-345.96	0.0%	0.0%
26	BUPA PANAMÁ, S.A.	0.00	0.0%	25	0.00	0.0%	0.0%
TOTAL		\$17,734,596.81	100%		\$3,723,993.93	100%	21.0%

Participación en Accidentes Personales



Superintendencia de Seguros y Reaseguros de Panamá

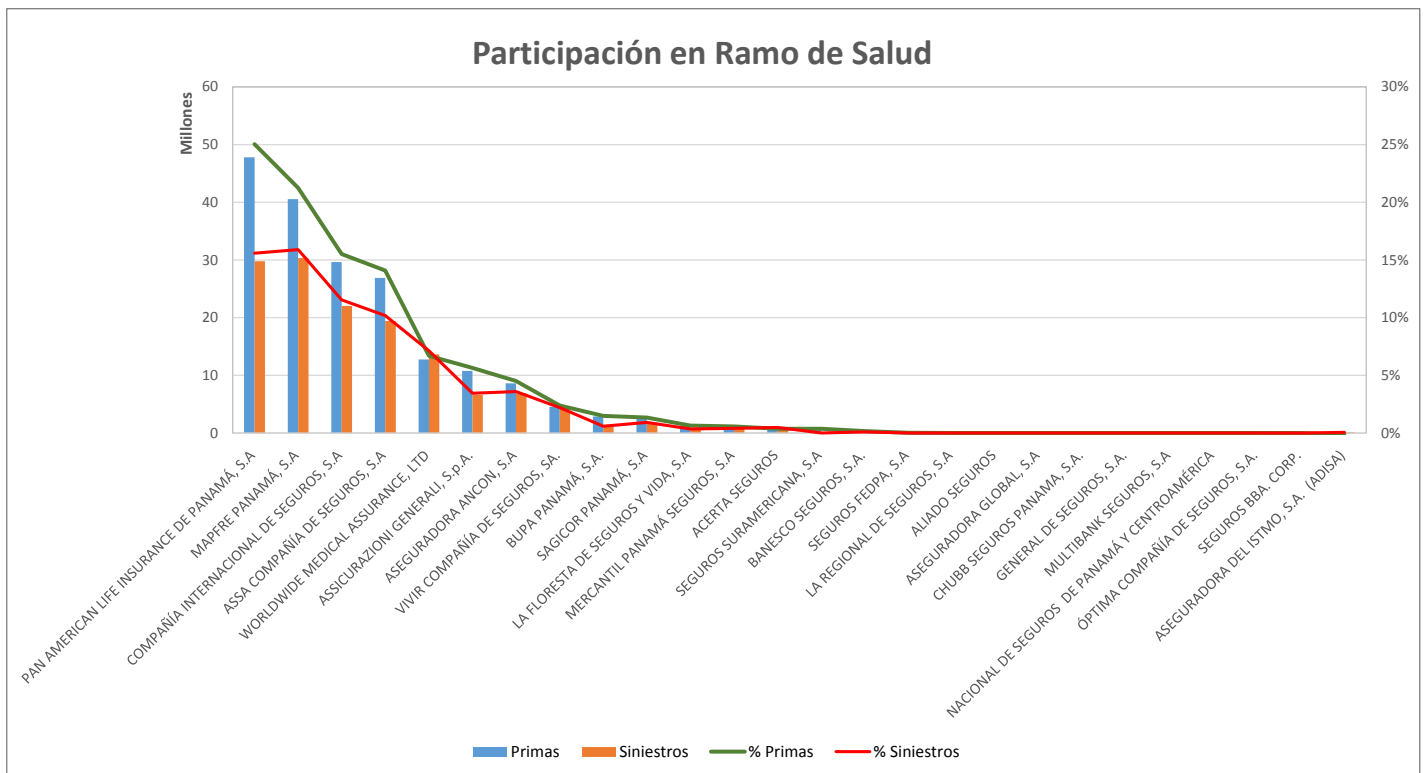
Participación de Mercado por Ramos



RAMO DE SALUD

AL MES DE AGOSTO DE 2017

#	Compañía de Seguros	Primas	% Primas	#	Siniestros	% Siniestros	Sinestralidad Promedio
1	PAN AMERICAN LIFE INSURANCE DE PANAMÁ, S.A	47,789,871.78	25.0%	2	29,767,278.32	15.6%	62.3%
2	MAPFRE PANAMÁ, S.A	40,552,247.19	21.2%	1	30,344,167.98	15.9%	74.8%
3	COMPAÑÍA INTERNACIONAL DE SEGUROS, S.A	29,625,561.79	15.5%	3	22,024,562.40	11.5%	74.3%
4	ASSA COMPAÑÍA DE SEGUROS, S.A	26,898,378.55	14.1%	4	19,426,443.29	10.2%	72.2%
5	WORLDWIDE MEDICAL ASSURANCE, LTD	12,762,879.72	6.7%	5	13,624,428.64	7.1%	106.8%
6	ASSICURAZIONI GENERALI, S.p.A.	10,776,781.94	5.6%	7	6,598,888.34	3.5%	61.2%
7	ASEGURADORA ANCON, S.A	8,604,043.51	4.5%	6	6,847,455.44	3.6%	79.6%
8	VIVIR COMPAÑÍA DE SEGUROS, SA.	4,544,357.67	2.4%	8	4,202,266.83	2.2%	92.5%
9	BUPA PANAMÁ, S.A.	2,863,409.93	1.5%	10	1,139,920.37	0.6%	39.8%
10	SAGICOR PANAMÁ, S.A	2,558,746.43	1.3%	9	1,775,294.11	0.9%	69.4%
11	LA FLORESTA DE SEGUROS Y VIDA, S.A	1,244,987.10	0.7%	13	678,021.50	0.4%	54.5%
12	MERCANTIL PANAMÁ SEGUROS, S.A	1,108,593.43	0.6%	12	788,492.24	0.4%	71.1%
13	ACERTA SEGUROS	719,871.86	0.4%	11	920,685.78	0.5%	127.9%
14	SEGUROS SURAMERICANA, S.A	700,675.47	0.4%	16	0.00	0.0%	0.0%
15	BANESCO SEGUROS, S.A.	340,238.63	0.2%	14	187,136.13	0.1%	55.0%
16	SEGUROS FEDPA, S.A	43,364.22	0.0%	17	0.00	0.0%	0.0%
17	LA REGIONAL DE SEGUROS, S.A	0.00	0.0%	18	0.00	0.0%	0.0%
18	ALIADO SEGUROS	0.00	0.0%	19	0.00	0.0%	0.0%
19	ASEGURADORA GLOBAL, S.A	0.00	0.0%	20	0.00	0.0%	0.0%
20	CHUBB SEGUROS PANAMA, S.A.	0.00	0.0%	21	0.00	0.0%	0.0%
21	GENERAL DE SEGUROS, S.A.	0.00	0.0%	22	0.00	0.0%	0.0%
22	MULTIBANK SEGUROS, S.A	0.00	0.0%	23	0.00	0.0%	0.0%
23	NACIONAL DE SEGUROS DE PANAMÁ Y CENTROAMÉRICA	0.00	0.0%	24	0.00	0.0%	0.0%
24	ÓPTIMA COMPAÑÍA DE SEGUROS, S.A.	0.00	0.0%	25	0.00	0.0%	0.0%
25	SEGUROS BBA. CORP.	0.00	0.0%	26	-1,270.99	0.0%	0.0%
26	ASEGURADORA DEL ISTMO, S.A. (ADISA)	-251,260.85	-0.1%	15	112,090.67	0.1%	-44.6%
TOTAL		\$190,882,748.37	100%		\$138,435,861.05	100%	72.5%



Superintendencia de Seguros y Reaseguros de Panamá

Participación de Mercado por Ramos

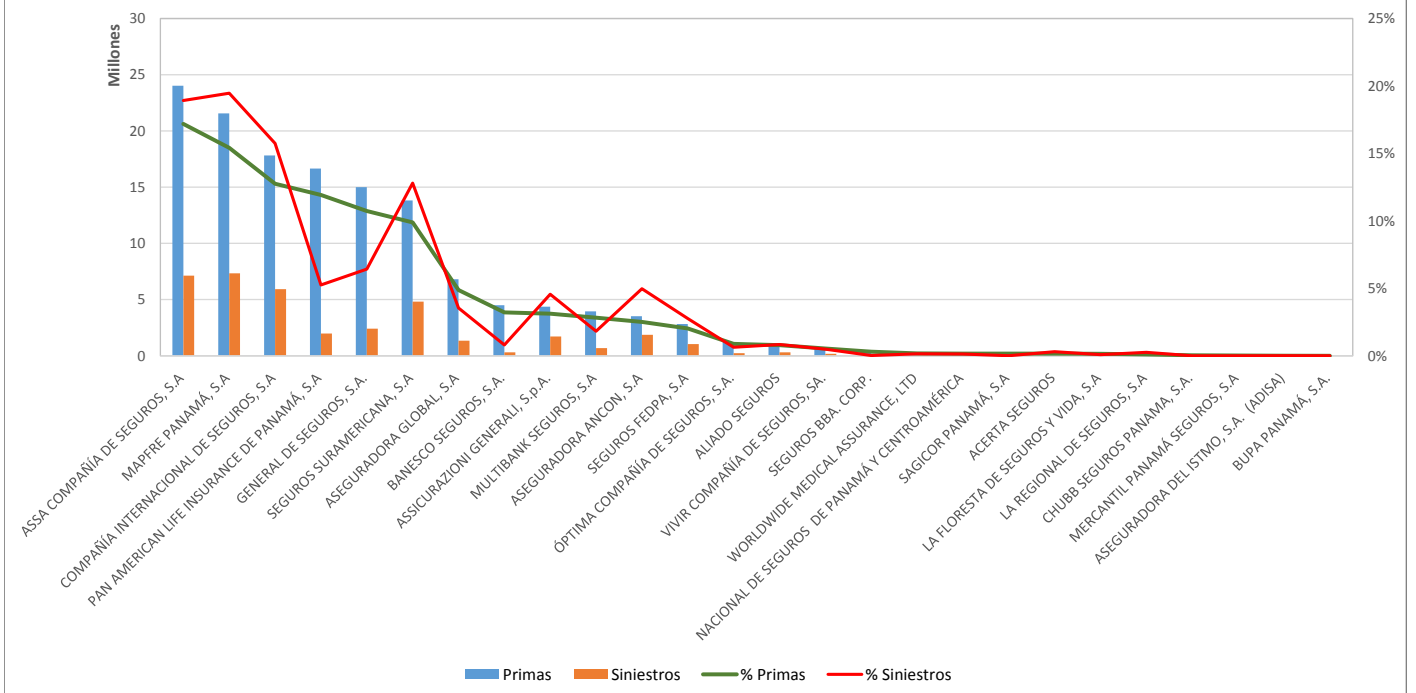


RAMO DE COLECTIVO DE VIDA

AL MES DE AGOSTO DE 2017

#	Compañía de Seguros	Primas	% Primas	#	Siniestros	% Siniestros	Sinistralidad Promedio
1	ASSA COMPAÑÍA DE SEGUROS, S.A	24,024,204.07	17.2%	2	7,132,579.33	18.9%	29.7%
2	MAPFRE PANAMÁ, S.A	21,554,124.79	15.4%	1	7,334,949.81	19.5%	34.0%
3	COMPAÑÍA INTERNACIONAL DE SEGUROS, S.A	17,815,923.09	12.7%	3	5,934,806.14	15.7%	33.3%
4	PAN AMERICAN LIFE INSURANCE DE PANAMÁ, S.A	16,654,167.79	11.9%	6	1,979,964.93	5.3%	11.9%
5	GENERAL DE SEGUROS, S.A.	15,006,610.66	10.7%	5	2,421,333.07	6.4%	16.1%
6	SEGUROS SURAMERICANA, S.A	13,811,318.35	9.9%	4	4,821,754.06	12.8%	34.9%
7	ASEGURADORA GLOBAL, S.A	6,817,566.79	4.9%	9	1,337,137.48	3.5%	19.6%
8	BANESCO SEGUROS, S.A.	4,495,853.94	3.2%	13	302,503.53	0.8%	6.7%
9	ASSICURAZIONI GENERALI, S.p.A.	4,370,282.49	3.1%	8	1,718,776.80	4.6%	39.3%
10	MULTIBANK SEGUROS, S.A	3,944,947.73	2.8%	11	688,499.58	1.8%	17.5%
11	ASEGURADORA ANCON, S.A	3,516,044.74	2.5%	7	1,871,373.29	5.0%	53.2%
12	SEGUROS FEDPA, S.A	2,827,964.68	2.0%	10	1,043,317.00	2.8%	36.9%
13	ÓPTIMA COMPAÑÍA DE SEGUROS, S.A.	1,238,930.11	0.9%	14	239,857.93	0.6%	19.4%
14	ALIADO SEGUROS	1,111,708.37	0.8%	12	314,361.84	0.8%	28.3%
15	VIVIR COMPAÑÍA DE SEGUROS, SA.	749,869.24	0.5%	15	185,163.69	0.5%	24.7%
16	SEGUROS BBA. CORP.	421,700.34	0.3%	21	9,745.09	0.0%	2.3%
17	WORLDWIDE MEDICAL ASSURANCE, LTD	251,015.12	0.2%	18	55,958.29	0.1%	22.3%
18	NACIONAL DE SEGUROS DE PANAMÁ Y CENTROAMÉRICA	237,472.09	0.2%	19	47,307.99	0.1%	19.9%
19	SAGICOR PANAMÁ, S.A	230,064.25	0.2%	22	5,240.00	0.0%	2.3%
20	ACERTA SEGUROS	229,044.72	0.2%	16	111,825.40	0.3%	48.8%
21	LA FLORESTA DE SEGUROS Y VIDA, S.A	197,437.90	0.1%	20	33,789.10	0.1%	17.1%
22	LA REGIONAL DE SEGUROS, S.A	141,128.15	0.1%	17	94,569.75	0.3%	67.0%
23	CHUBB SEGUROS PANAMA, S.A.	62,017.34	0.0%	24	0.00	0.0%	0.0%
24	MERCANTIL PANAMÁ SEGUROS, S.A	41,823.45	0.0%	25	0.00	0.0%	0.0%
25	ASEGURADORA DEL ISTMO, S.A. (ADISA)	17,282.63	0.0%	23	435.80	0.0%	2.5%
26	BUPA PANAMÁ, S.A.	0.00	0.0%	26	0.00	0.0%	0.0%
TOTAL		\$139,768,502.83	100%		\$37,685,249.90	100%	27.0%

Participación en Colectivo de Vida



Superintendencia de Seguros y Reaseguros de Panamá

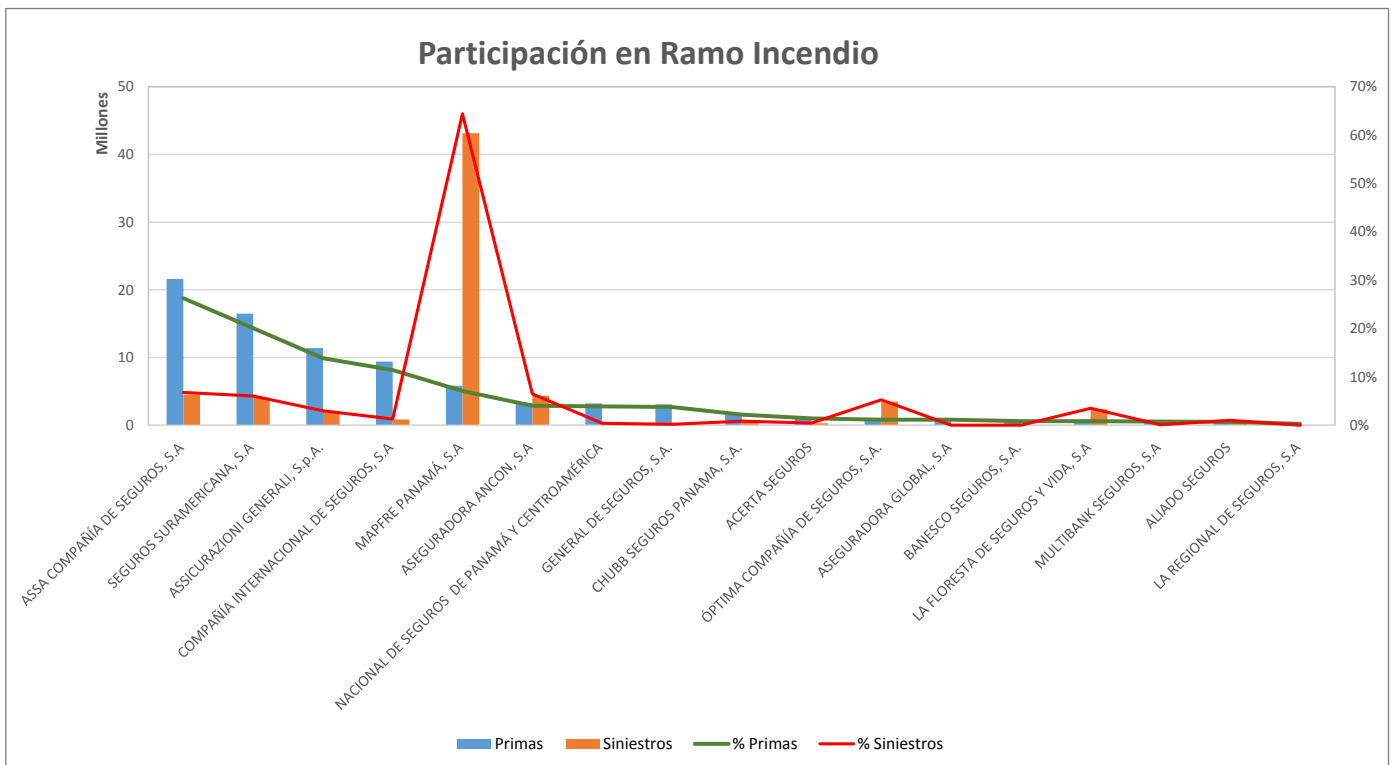
Participación de Mercado por Ramos



RAMO DE INCENDIO

AL MES DE AGOSTO DE 2017

#	Compañía de Seguros	Primas	% Primas	#	Siniestros	% Siniestros	Sinestralidad Promedio
1	ASSA COMPAÑÍA DE SEGUROS, S.A	21,614,510.43	26.3%	2	4,544,491.22	6.8%	21.0%
2	SEGUROS SURAMERICANA, S.A	16,492,122.21	20.0%	4	4,061,203.36	6.1%	24.6%
3	ASSICURAZIONI GENERALI, S.p.A.	11,414,552.71	13.9%	7	1,990,361.95	3.0%	17.4%
4	COMPAÑÍA INTERNACIONAL DE SEGUROS, S.A	9,402,311.54	11.4%	8	863,279.26	1.3%	9.2%
5	MAPFRE PANAMÁ, S.A	5,839,934.69	7.1%	1	43,121,393.06	64.4%	738.4%
6	ASEGURADORA ANCON, S.A	3,305,859.26	4.0%	3	4,349,128.87	6.5%	131.6%
7	NACIONAL DE SEGUROS DE PANAMÁ Y CENTROAMÉRICA	3,216,057.67	3.9%	12	290,846.25	0.4%	9.0%
8	GENERAL DE SEGUROS, S.A.	3,097,142.82	3.8%	13	134,740.69	0.2%	4.4%
9	CHUBB SEGUROS PANAMA, S.A.	1,794,874.14	2.2%	10	580,830.31	0.9%	32.4%
10	ACERTA SEGUROS	1,163,521.00	1.4%	11	298,093.10	0.4%	25.6%
11	ÓPTIMA COMPAÑÍA DE SEGUROS, S.A.	960,135.84	1.2%	5	3,519,528.04	5.3%	366.6%
12	ASEGURADORA GLOBAL, S.A	938,594.32	1.1%	15	26,479.42	0.0%	2.8%
13	BANESCO SEGUROS, S.A.	705,982.70	0.9%	17	21,132.98	0.0%	3.0%
14	LA FLORESTA DE SEGUROS Y VIDA, S.A	700,742.70	0.9%	6	2,358,967.00	3.5%	336.6%
15	MULTIBANK SEGUROS, S.A	641,127.63	0.8%	14	70,399.47	0.1%	11.0%
16	ALIADO SEGUROS	578,244.00	0.7%	9	696,602.43	1.0%	120.5%
17	LA REGIONAL DE SEGUROS, S.A	236,776.55	0.3%	19	292.50	0.0%	0.1%
18	SEGUROS FEDPA, S.A	128,211.01	0.2%	20	0.00	0.0%	0.0%
19	ASEGURADORA DEL ISTMO, S.A. (ADISA)	22,156.67	0.0%	18	3,766.64	0.0%	17.0%
20	SEGUROS BBA. CORP.	7,496.62	0.0%	16	24,854.30	0.0%	331.5%
21	BUPA PANAMÁ, S.A.	0.00	0.0%	21	0.00	0.0%	0.0%
22	MERCANTIL PANAMÁ SEGUROS, S.A	0.00	0.0%	22	0.00	0.0%	0.0%
23	PAN AMERICAN LIFE INSURANCE DE PANAMÁ, S.A	0.00	0.0%	23	0.00	0.0%	0.0%
24	SAGICOR PANAMÁ, S.A	0.00	0.0%	24	0.00	0.0%	0.0%
25	VIVIR COMPAÑÍA DE SEGUROS, SA.	0.00	0.0%	25	0.00	0.0%	0.0%
26	WORLDWIDE MEDICAL ASSURANCE, LTD	0.00	0.0%	26	0.00	0.0%	0.0%
TOTAL		\$82,260,354.51	100%		\$66,956,390.85	100%	81.4%



Superintendencia de Seguros y Reaseguros de Panamá

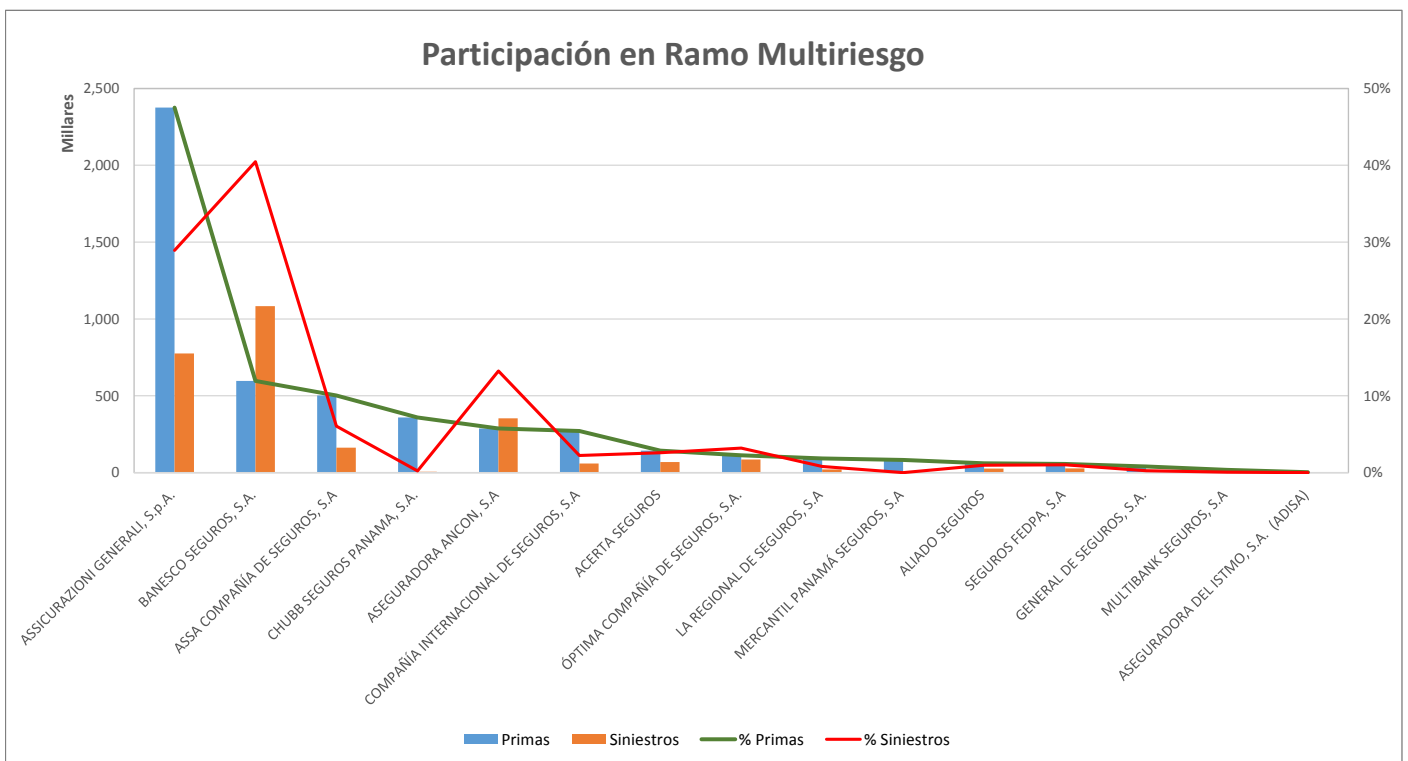
Participación de Mercado por Ramos



RAMO DE MULTIRIESGO

AL MES DE AGOSTO DE 2017

#	Compañía de Seguros	Primas	% Primas	#	Siniestros	% Siniestros	Sinestralidad Promedio
1	ASSICURAZIONI GENERALI, S.p.A.	2,376,206.19	47.5%	2	775,025.45	28.9%	32.6%
2	BANESCO SEGUROS, S.A.	596,885.00	11.9%	1	1,083,760.85	40.5%	181.6%
3	ASSA COMPAÑÍA DE SEGUROS, S.A	501,713.29	10.0%	4	162,320.95	6.1%	32.4%
4	CHUBB SEGUROS PANAMA, S.A.	358,503.09	7.2%	12	6,101.40	0.2%	1.7%
5	ASEGURADORA ANCON, S.A	287,558.45	5.7%	3	354,067.48	13.2%	123.1%
6	COMPAÑÍA INTERNACIONAL DE SEGUROS, S.A	271,093.28	5.4%	7	59,427.60	2.2%	21.9%
7	ACERTA SEGUROS	142,604.34	2.9%	6	69,330.06	2.6%	48.6%
8	ÓPTIMA COMPAÑÍA DE SEGUROS, S.A.	112,736.25	2.3%	5	85,558.12	3.2%	75.9%
9	LA REGIONAL DE SEGUROS, S.A	92,127.34	1.8%	10	21,351.78	0.8%	23.2%
10	MERCANTIL PANAMÁ SEGUROS, S.A	83,338.24	1.7%	14	0.00	0.0%	0.0%
11	ALIADO SEGUROS	60,146.02	1.2%	9	25,954.20	1.0%	43.2%
12	SEGUROS FEDPA, S.A	56,509.93	1.1%	8	27,177.22	1.0%	48.1%
13	GENERAL DE SEGUROS, S.A.	40,648.01	0.8%	11	6,411.12	0.2%	15.8%
14	MULTIBANK SEGUROS, S.A	18,252.77	0.4%	13	1,308.83	0.0%	7.2%
15	ASEGURADORA DEL ISTMO, S.A. (ADISA)	2,856.70	0.1%	15	0.00	0.0%	0.0%
16	ASEGURADORA GLOBAL, S.A	0.00	0.0%	16	0.00	0.0%	0.0%
17	BUPA PANAMÁ, S.A.	0.00	0.0%	17	0.00	0.0%	0.0%
18	LA FLORESTA DE SEGUROS Y VIDA, S.A	0.00	0.0%	18	0.00	0.0%	0.0%
19	MAPFRE PANAMÁ, S.A	0.00	0.0%	19	0.00	0.0%	0.0%
20	NACIONAL DE SEGUROS DE PANAMÁ Y CENTROAMÉRICA	0.00	0.0%	20	0.00	0.0%	0.0%
21	PAN AMERICAN LIFE INSURANCE DE PANAMÁ, S.A	0.00	0.0%	21	0.00	0.0%	0.0%
22	SAGICOR PANAMÁ, S.A	0.00	0.0%	22	0.00	0.0%	0.0%
23	SEGUROS BBA. CORP.	0.00	0.0%	23	0.00	0.0%	0.0%
24	SEGUROS SURAMERICANA, S.A	0.00	0.0%	24	0.00	0.0%	0.0%
25	VIVIR COMPAÑÍA DE SEGUROS, SA.	0.00	0.0%	25	0.00	0.0%	0.0%
26	WORLDWIDE MEDICAL ASSURANCE, LTD	0.00	0.0%	26	0.00	0.0%	0.0%
TOTAL		\$5,001,178.90	100%		\$2,677,795.06	100%	53.5%



Superintendencia de Seguros y Reaseguros de Panamá

Participación de Mercado por Ramos

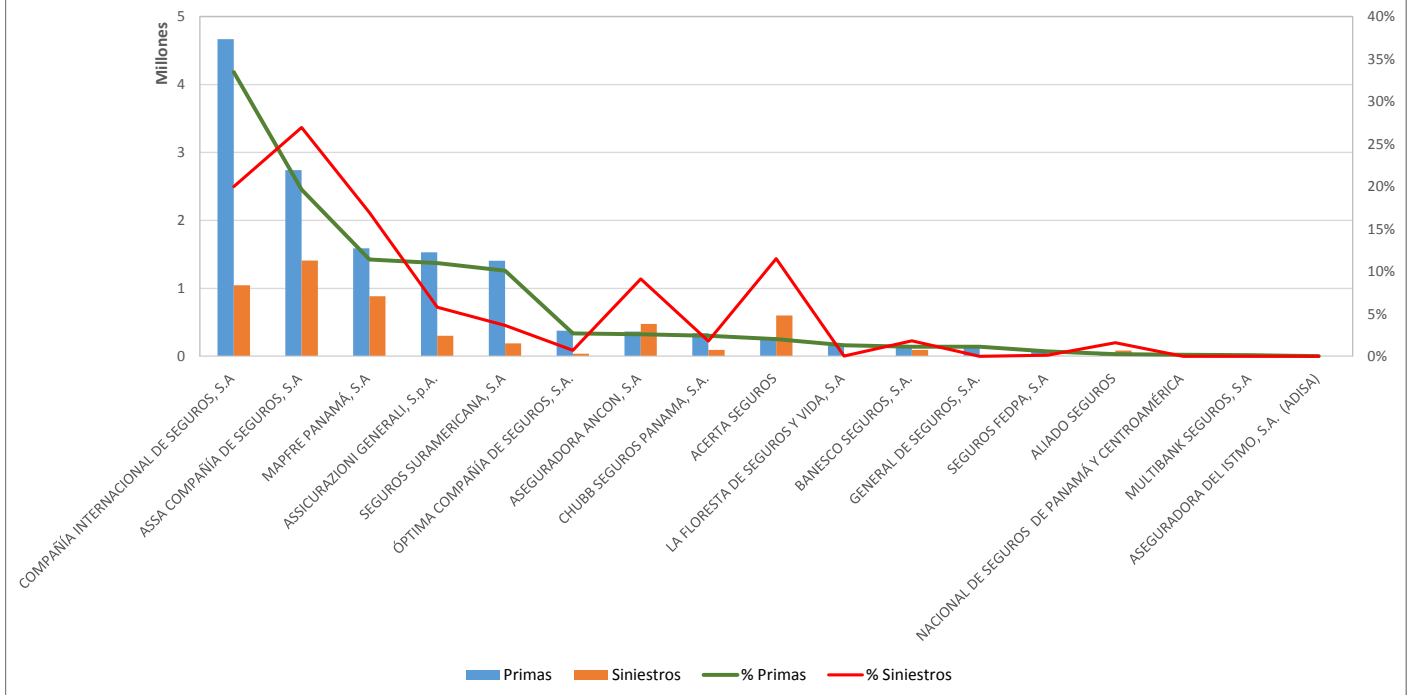


RAMO DE TRANSPORTE DE CARGA

AL MES DE AGOSTO DE 2017

#	Compañía de Seguros	Primas	% Primas	#	Siniestros	% Siniestros	Sinistralidad Promedio
1	COMPAÑÍA INTERNACIONAL DE SEGUROS, S.A	4,667,684.13	33.5%	2	1,045,612.81	20.0%	22.4%
2	ASSA COMPAÑÍA DE SEGUROS, S.A	2,738,444.80	19.6%	1	1,409,833.16	26.9%	51.5%
3	MAPFRE PANAMÁ, S.A	1,590,942.36	11.4%	3	885,004.68	16.9%	55.6%
4	ASSICURAZIONI GENERALI, S.p.A.	1,530,052.11	11.0%	6	302,236.11	5.8%	19.8%
5	SEGUROS SURAMERICANA, S.A	1,405,085.09	10.1%	7	191,045.03	3.7%	13.6%
6	ÓPTIMA COMPAÑÍA DE SEGUROS, S.A.	377,098.31	2.7%	11	37,282.37	0.7%	9.9%
7	ASEGURADORA ANCON, S.A	363,853.02	2.6%	5	476,870.07	9.1%	131.1%
8	CHUBB SEGUROS PANAMA, S.A.	339,295.00	2.4%	9	94,336.73	1.8%	27.8%
9	ACERTA SEGUROS	283,033.32	2.0%	4	602,058.66	11.5%	212.7%
10	LA FLORESTA DE SEGUROS Y VIDA, S.A	180,544.00	1.3%	13	1,522.30	0.0%	0.8%
11	BANESCO SEGUROS, S.A.	157,843.29	1.1%	8	95,275.65	1.8%	60.4%
12	GENERAL DE SEGUROS, S.A.	157,659.44	1.1%	15	0.00	0.0%	0.0%
13	SEGUROS FEDPA, S.A	80,692.65	0.6%	12	7,479.95	0.1%	9.3%
14	ALIADO SEGUROS	37,693.63	0.3%	10	84,101.38	1.6%	223.1%
15	NACIONAL DE SEGUROS DE PANAMÁ Y CENTROAMÉRICA	25,448.75	0.2%	16	0.00	0.0%	0.0%
16	MULTIBANK SEGUROS, S.A	18,510.35	0.1%	17	0.00	0.0%	0.0%
17	ASEGURADORA DEL ISTMO, S.A. (ADISA)	2,780.76	0.0%	14	703.29	0.0%	25.3%
18	ASEGURADORA GLOBAL, S.A	0.00	0.0%	18	0.00	0.0%	0.0%
19	BUPA PANAMÁ, S.A.	0.00	0.0%	19	0.00	0.0%	0.0%
20	LA REGIONAL DE SEGUROS, S.A	0.00	0.0%	20	0.00	0.0%	0.0%
21	MERCANTIL PANAMÁ SEGUROS, S.A	0.00	0.0%	21	0.00	0.0%	0.0%
22	PAN AMERICAN LIFE INSURANCE DE PANAMÁ, S.A	0.00	0.0%	22	0.00	0.0%	0.0%
23	SAGICOR PANAMÁ, S.A	0.00	0.0%	23	0.00	0.0%	0.0%
24	VIVIR COMPAÑÍA DE SEGUROS, SA.	0.00	0.0%	24	0.00	0.0%	0.0%
25	WORLDWIDE MEDICAL ASSURANCE, LTD	0.00	0.0%	25	0.00	0.0%	0.0%
26	SEGUROS BBA. CORP.	-3,772.45	0.0%	26	0.00	0.0%	0.0%
TOTAL		\$13,952,888.56	100%		\$5,233,362.19	100%	37.5%

Participación en Ramo Transporte de Carga



Superintendencia de Seguros y Reaseguros de Panamá

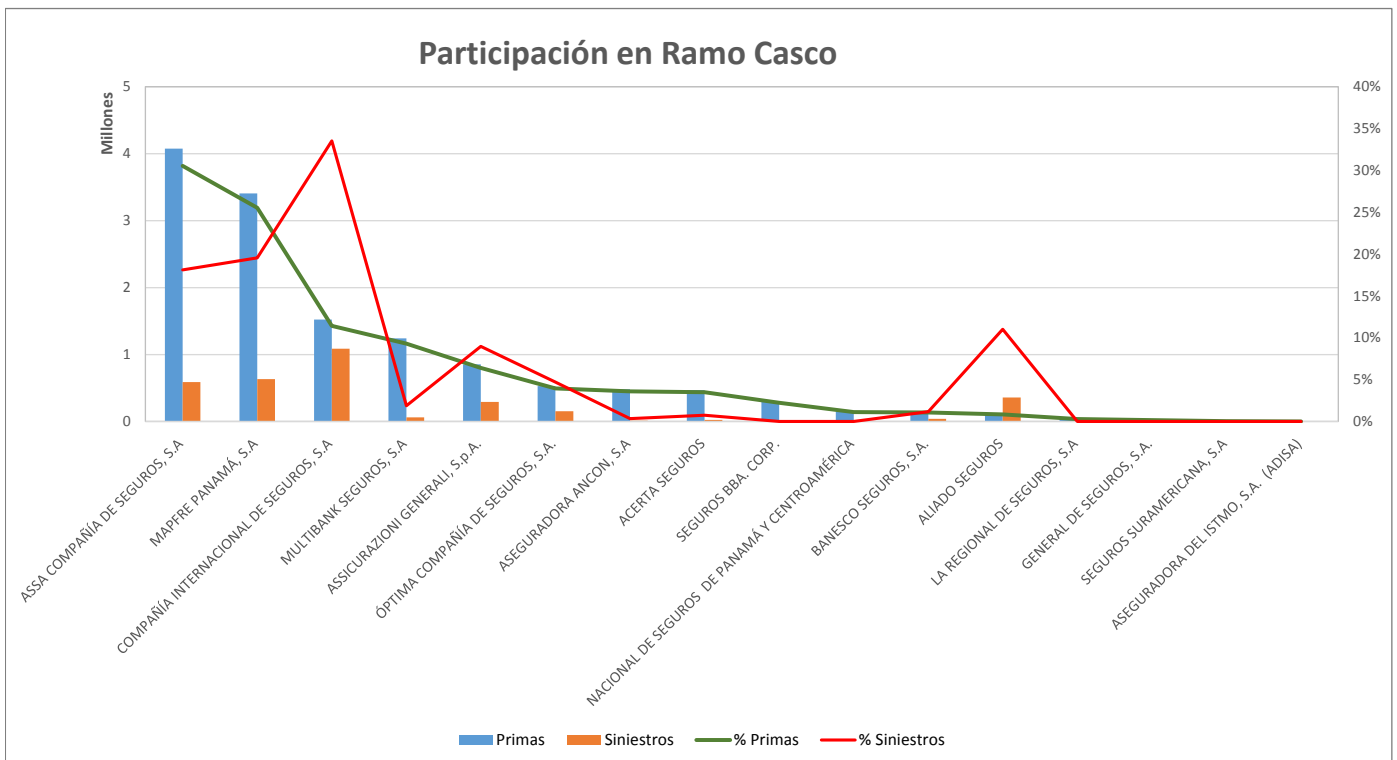
Participación de Mercado por Ramos



RAMO DE CASCO

AL MES DE AGOSTO DE 2017

#	Compañía de Seguros	Primas	% Primas	#	Siniestros	% Siniestros	Sinistralidad Promedio
1	ASSA COMPAÑÍA DE SEGUROS, S.A	4,074,031.03	30.5%	3	586,817.47	18.1%	14.4%
2	MAPFRE PANAMÁ, S.A	3,405,783.02	25.5%	2	633,770.82	19.5%	18.6%
3	COMPAÑÍA INTERNACIONAL DE SEGUROS, S.A	1,522,526.14	11.4%	1	1,087,108.19	33.5%	71.4%
4	MULTIBANK SEGUROS, S.A	1,241,211.11	9.3%	7	61,262.41	1.9%	4.9%
5	ASSICURAZIONI GENERALI, S.p.A.	853,024.36	6.4%	5	290,998.42	9.0%	34.1%
6	ÓPTIMA COMPAÑÍA DE SEGUROS, S.A.	527,403.36	4.0%	6	152,205.59	4.7%	28.9%
7	ASEGURADORA ANCON, S.A	480,840.46	3.6%	10	11,112.59	0.3%	2.3%
8	ACERTA SEGUROS	467,261.16	3.5%	9	23,803.17	0.7%	5.1%
9	SEGUROS BBA. CORP.	297,886.90	2.2%	11	0.00	0.0%	0.0%
10	NACIONAL DE SEGUROS DE PANAMÁ Y CENTROAMÉRICA	151,131.80	1.1%	12	0.00	0.0%	0.0%
11	BANESCO SEGUROS, S.A.	141,195.78	1.1%	8	37,982.39	1.2%	26.9%
12	ALIADO SEGUROS	111,937.72	0.8%	4	357,503.76	11.0%	319.4%
13	LA REGIONAL DE SEGUROS, S.A	38,814.66	0.3%	13	0.00	0.0%	0.0%
14	GENERAL DE SEGUROS, S.A.	21,731.32	0.2%	14	0.00	0.0%	0.0%
15	SEGUROS SURAMERICANA, S.A	5,447.50	0.0%	15	0.00	0.0%	0.0%
16	ASEGURADORA DEL ISTMO, S.A. (ADISA)	180.80	0.0%	16	0.00	0.0%	0.0%
17	ASEGURADORA GLOBAL, S.A	0.00	0.0%	17	0.00	0.0%	0.0%
18	BUPA PANAMÁ, S.A.	0.00	0.0%	18	0.00	0.0%	0.0%
19	CHUBB SEGUROS PANAMA, S.A.	0.00	0.0%	19	0.00	0.0%	0.0%
20	LA FLORESTA DE SEGUROS Y VIDA, S.A	0.00	0.0%	20	0.00	0.0%	0.0%
21	MERCANTIL PANAMÁ SEGUROS, S.A	0.00	0.0%	21	0.00	0.0%	0.0%
22	PAN AMERICAN LIFE INSURANCE DE PANAMÁ, S.A	0.00	0.0%	22	0.00	0.0%	0.0%
23	SAGICOR PANAMÁ, S.A	0.00	0.0%	23	0.00	0.0%	0.0%
24	SEGUROS FEDPA, S.A	0.00	0.0%	24	0.00	0.0%	0.0%
25	VIVIR COMPAÑÍA DE SEGUROS, SA.	0.00	0.0%	25	0.00	0.0%	0.0%
26	WORLDWIDE MEDICAL ASSURANCE, LTD	0.00	0.0%	26	0.00	0.0%	0.0%
TOTAL		\$13,340,407.12	100%		\$3,242,564.81	100%	24.3%



Superintendencia de Seguros y Reaseguros de Panamá

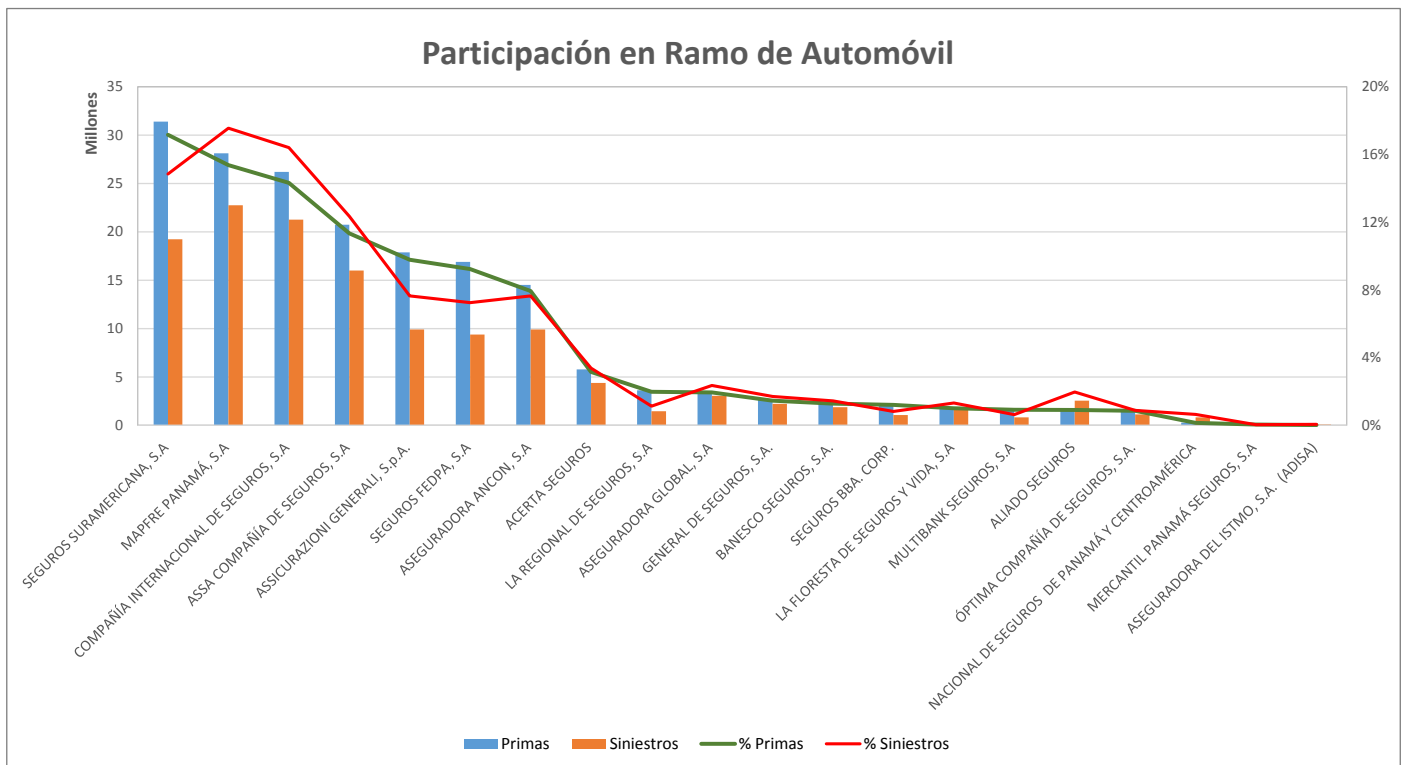
Participación de Mercado por Ramos



RAMO DE AUTOMÓVIL

AL MES DE AGOSTO DE 2017

#	Compañía de Seguros	Primas	% Primas	#	Siniestros	% Siniestros	Sinestralidad Promedio
1	SEGUROS SURAMERICANA, S.A	31,389,027.54	17.2%	3	19,234,158.92	14.8%	61.3%
2	MAPFRE PANAMÁ, S.A	28,113,467.55	15.4%	1	22,742,408.56	17.6%	80.9%
3	COMPAÑÍA INTERNACIONAL DE SEGUROS, S.A	26,196,383.05	14.3%	2	21,250,397.44	16.4%	81.1%
4	ASSA COMPAÑÍA DE SEGUROS, S.A	20,736,986.81	11.3%	4	16,004,808.86	12.4%	77.2%
5	ASSICURAZIONI GENERALI, S.p.A.	17,878,962.86	9.8%	6	9,908,349.93	7.6%	55.4%
6	SEGUROS FEDPA, S.A	16,889,861.34	9.2%	7	9,387,333.18	7.2%	55.6%
7	ASEGURADORA ANCON, S.A	14,509,824.56	7.9%	5	9,910,820.33	7.6%	68.3%
8	ACERTA SEGUROS	5,769,937.36	3.2%	8	4,377,989.13	3.4%	75.9%
9	LA REGIONAL DE SEGUROS, S.A	3,608,252.48	2.0%	14	1,456,945.07	1.1%	40.4%
10	ASEGURADORA GLOBAL, S.A	3,552,366.94	1.9%	9	3,051,922.74	2.4%	85.9%
11	GENERAL DE SEGUROS, S.A.	2,649,512.61	1.4%	11	2,206,206.64	1.7%	83.3%
12	BANESCO SEGUROS, S.A.	2,330,456.84	1.3%	12	1,865,222.85	1.4%	80.0%
13	SEGUROS BBA. CORP.	2,191,372.22	1.2%	16	1,060,445.74	0.8%	48.4%
14	LA FLORESTA DE SEGUROS Y VIDA, S.A	1,841,939.30	1.0%	13	1,704,257.92	1.3%	92.5%
15	MULTIBANK SEGUROS, S.A	1,666,342.94	0.9%	18	817,095.83	0.6%	49.0%
16	ALIADO SEGUROS	1,646,834.92	0.9%	10	2,541,313.92	2.0%	154.3%
17	ÓPTIMA COMPAÑÍA DE SEGUROS, S.A.	1,570,447.90	0.9%	15	1,131,756.43	0.9%	72.1%
18	NACIONAL DE SEGUROS DE PANAMÁ Y CENTROAMÉRICA	268,361.58	0.1%	17	824,873.42	0.6%	307.4%
19	MERCANTIL PANAMÁ SEGUROS, S.A	88,808.25	0.0%	20	44,360.50	0.0%	50.0%
20	ASEGURADORA DEL ISTMO, S.A. (ADISA)	20,609.29	0.0%	19	65,067.56	0.1%	315.7%
21	BUPA PANAMÁ, S.A.	0.00	0.0%	21	0.00	0.0%	0.0%
22	CHUBB SEGUROS PANAMA, S.A.	0.00	0.0%	22	0.00	0.0%	0.0%
23	PAN AMERICAN LIFE INSURANCE DE PANAMÁ, S.A	0.00	0.0%	23	0.00	0.0%	0.0%
24	SAGICOR PANAMÁ, S.A	0.00	0.0%	24	0.00	0.0%	0.0%
25	VIVIR COMPAÑÍA DE SEGUROS, SA.	0.00	0.0%	25	0.00	0.0%	0.0%
26	WORLDWIDE MEDICAL ASSURANCE, LTD	0.00	0.0%	26	0.00	0.0%	0.0%
TOTAL		\$182,919,756.34	100%		\$129,585,734.97	100%	70.8%



Superintendencia de Seguros y Reaseguros de Panamá

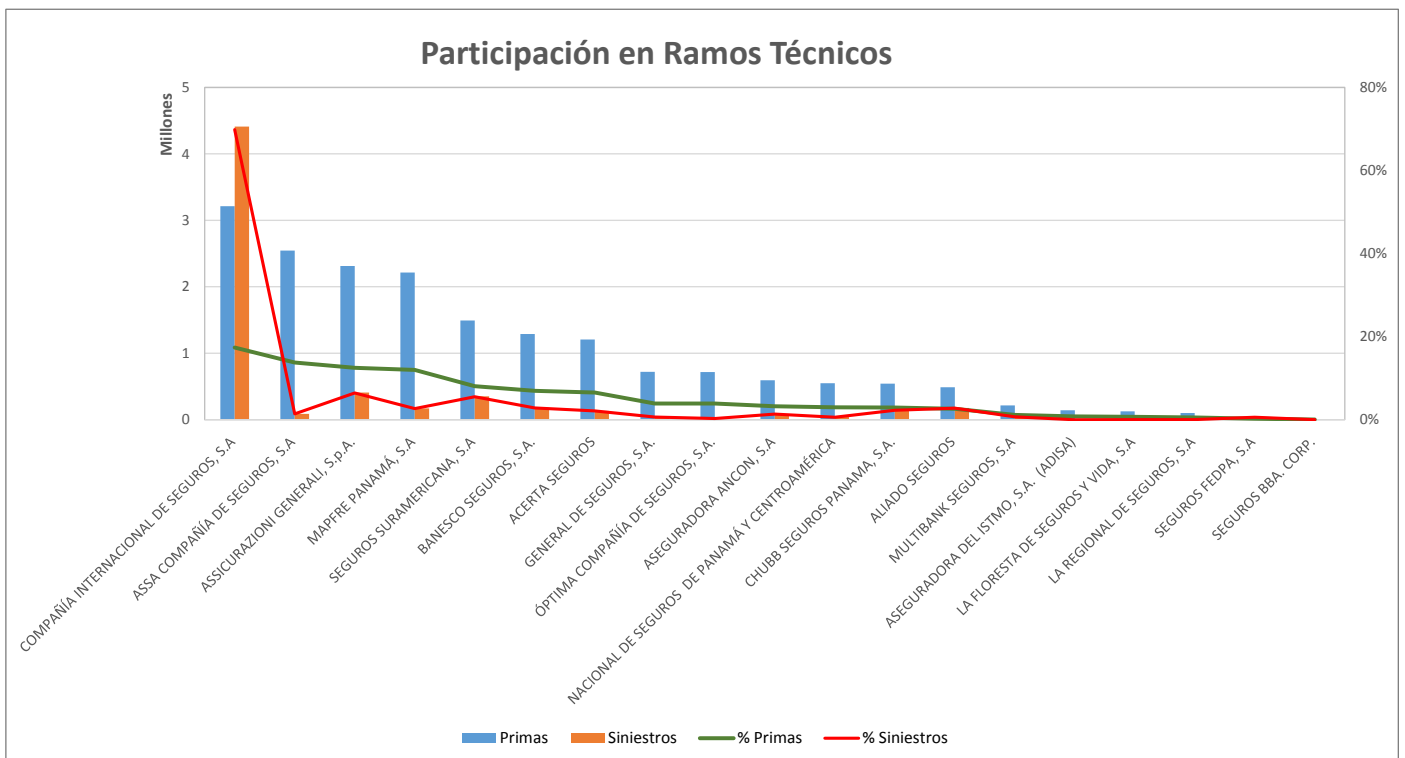
Participación de Mercado por Ramos



RAMO DE RAMOS TÉCNICOS

AL MES DE AGOSTO DE 2017

#	Compañía de Seguros	Primas	% Primas	#	Siniestros	% Siniestros	Sinistralidad Promedio
1	COMPAÑÍA INTERNACIONAL DE SEGUROS, S.A	3,213,635.94	17.4%	1	4,410,702.77	69.8%	137.2%
2	ASSA COMPAÑÍA DE SEGUROS, S.A	2,546,338.45	13.8%	9	87,676.83	1.4%	3.4%
3	ASSICURAZIONI GENERALI, S.p.A.	2,314,071.80	12.5%	2	407,104.33	6.4%	17.6%
4	MAPFRE PANAMÁ, S.A	2,214,123.04	12.0%	6	169,042.25	2.7%	7.6%
5	SEGUROS SURAMERICANA, S.A	1,494,069.46	8.1%	3	349,698.35	5.5%	23.4%
6	BANESCO SEGUROS, S.A.	1,288,796.76	7.0%	4	179,165.78	2.8%	13.9%
7	ACERTA SEGUROS	1,205,082.58	6.5%	8	132,535.72	2.1%	11.0%
8	GENERAL DE SEGUROS, S.A.	718,324.21	3.9%	12	39,030.43	0.6%	5.4%
9	ÓPTIMA COMPAÑÍA DE SEGUROS, S.A.	715,409.52	3.9%	15	17,883.10	0.3%	2.5%
10	ASEGURADORA ANCON, S.A	593,265.42	3.2%	10	84,952.45	1.3%	14.3%
11	NACIONAL DE SEGUROS DE PANAMÁ Y CENTROAMÉRICA	549,079.89	3.0%	13	38,249.23	0.6%	7.0%
12	CHUBB SEGUROS PANAMA, S.A.	540,474.16	2.9%	7	142,711.04	2.3%	26.4%
13	ALIADO SEGUROS	486,444.38	2.6%	5	176,336.08	2.8%	36.2%
14	MULTIBANK SEGUROS, S.A	214,905.29	1.2%	11	44,010.16	0.7%	20.5%
15	ASEGURADORA DEL ISTMO, S.A. (ADISA)	142,819.46	0.8%	25	-274.64	0.0%	0.0%
16	LA FLORESTA DE SEGUROS Y VIDA, S.A	123,926.30	0.7%	16	0.00	0.0%	0.0%
17	LA REGIONAL DE SEGUROS, S.A	99,284.42	0.5%	17	0.00	0.0%	0.0%
18	SEGUROS FEDPA, S.A	40,278.16	0.2%	14	36,404.98	0.6%	90.4%
19	SEGUROS BBA. CORP.	5,350.50	0.0%	26	-472.13	0.0%	0.0%
20	ASEGURADORA GLOBAL, S.A	0.00	0.0%	18	0.00	0.0%	0.0%
21	BUPA PANAMÁ, S.A.	0.00	0.0%	19	0.00	0.0%	0.0%
22	MERCANTIL PANAMÁ SEGUROS, S.A	0.00	0.0%	20	0.00	0.0%	0.0%
23	PAN AMERICAN LIFE INSURANCE DE PANAMÁ, S.A	0.00	0.0%	21	0.00	0.0%	0.0%
24	SAGICOR PANAMÁ, S.A	0.00	0.0%	22	0.00	0.0%	0.0%
25	VIVIR COMPAÑÍA DE SEGUROS, SA.	0.00	0.0%	23	0.00	0.0%	0.0%
26	WORLDWIDE MEDICAL ASSURANCE, LTD	0.00	0.0%	24	0.00	0.0%	0.0%
TOTAL		\$18,505,679.74	100%		\$6,314,756.73	100%	34.1%



Superintendencia de Seguros y Reaseguros de Panamá

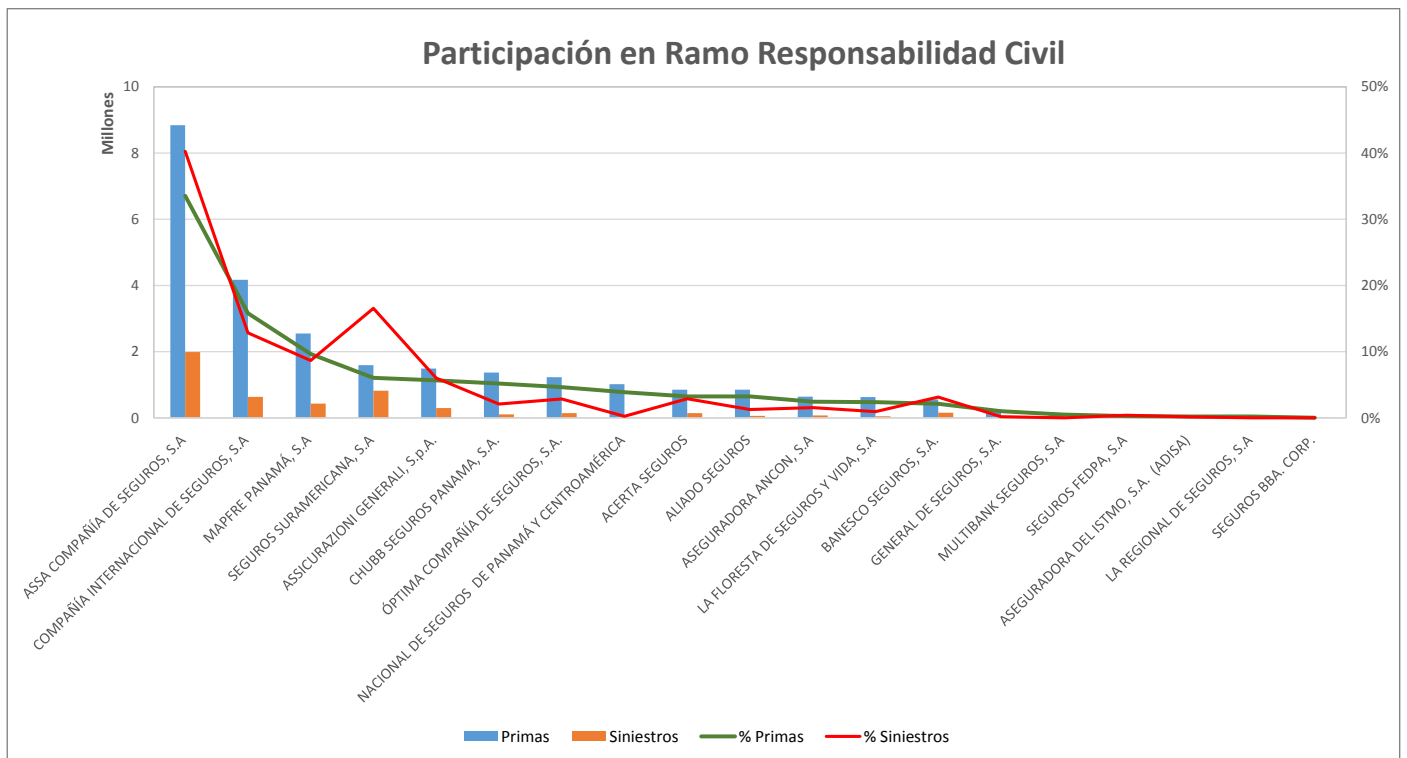
Participación de Mercado por Ramos



RAMO DE RESPONSABILIDAD CIVIL

AL MES DE AGOSTO DE 2017

#	Compañía de Seguros	Primas	% Primas	#	Siniestros	% Siniestros	Sinestralidad Promedio
1	ASSA COMPAÑÍA DE SEGUROS, S.A	8,841,316.69	33.5%	1	1,990,021.75	40.3%	22.5%
2	COMPAÑÍA INTERNACIONAL DE SEGUROS, S.A	4,168,649.88	15.8%	3	635,016.05	12.8%	15.2%
3	MAPFRE PANAMÁ, S.A	2,546,394.56	9.7%	4	428,351.22	8.7%	16.8%
4	SEGUROS SURAMERICANA, S.A	1,594,836.91	6.0%	2	817,477.13	16.5%	51.3%
5	ASSICURAZIONI GENERALI, S.p.A.	1,492,857.84	5.7%	5	297,960.67	6.0%	20.0%
6	CHUBB SEGUROS PANAMA, S.A.	1,369,164.65	5.2%	9	103,648.98	2.1%	7.6%
7	ÓPTIMA COMPAÑÍA DE SEGUROS, S.A.	1,226,603.50	4.7%	8	141,475.86	2.9%	11.5%
8	NACIONAL DE SEGUROS DE PANAMÁ Y CENTROAMÉRICA	1,019,714.23	3.9%	14	11,614.80	0.2%	1.1%
9	ACERTA SEGUROS	852,991.57	3.2%	7	143,399.13	2.9%	16.8%
10	ALIADO SEGUROS	851,639.44	3.2%	11	61,942.35	1.3%	7.3%
11	ASEGURADORA ANCON, S.A	643,018.12	2.4%	10	75,645.09	1.5%	11.8%
12	LA FLORESTA DE SEGUROS Y VIDA, S.A	628,140.50	2.4%	12	46,102.20	0.9%	7.3%
13	BANESCO SEGUROS, S.A.	560,128.79	2.1%	6	154,864.05	3.1%	27.6%
14	GENERAL DE SEGUROS, S.A.	262,719.75	1.0%	15	8,424.96	0.2%	3.2%
15	MULTIBANK SEGUROS, S.A	129,988.41	0.5%	18	0.00	0.0%	0.0%
16	SEGUROS FEDPA, S.A	72,818.78	0.3%	13	20,148.95	0.4%	27.7%
17	ASEGURADORA DEL ISTMO, S.A. (ADISA)	51,388.26	0.2%	16	7,253.22	0.1%	14.1%
18	LA REGIONAL DE SEGUROS, S.A	49,872.41	0.2%	19	0.00	0.0%	0.0%
19	SEGUROS BBA. CORP.	4,409.65	0.0%	17	388.29	0.0%	8.8%
20	ASEGURADORA GLOBAL, S.A	0.00	0.0%	20	0.00	0.0%	0.0%
21	BUPA PANAMÁ, S.A.	0.00	0.0%	21	0.00	0.0%	0.0%
22	MERCANTIL PANAMÁ SEGUROS, S.A	0.00	0.0%	22	0.00	0.0%	0.0%
23	PAN AMERICAN LIFE INSURANCE DE PANAMÁ, S.A	0.00	0.0%	23	0.00	0.0%	0.0%
24	SAGICOR PANAMÁ, S.A	0.00	0.0%	24	0.00	0.0%	0.0%
25	VIVIR COMPAÑÍA DE SEGUROS, SA.	0.00	0.0%	25	0.00	0.0%	0.0%
26	WORLDWIDE MEDICAL ASSURANCE, LTD	0.00	0.0%	26	0.00	0.0%	0.0%
TOTAL		\$26,366,653.94	100%		\$4,943,734.70	100%	18.7%



Superintendencia de Seguros y Reaseguros de Panamá

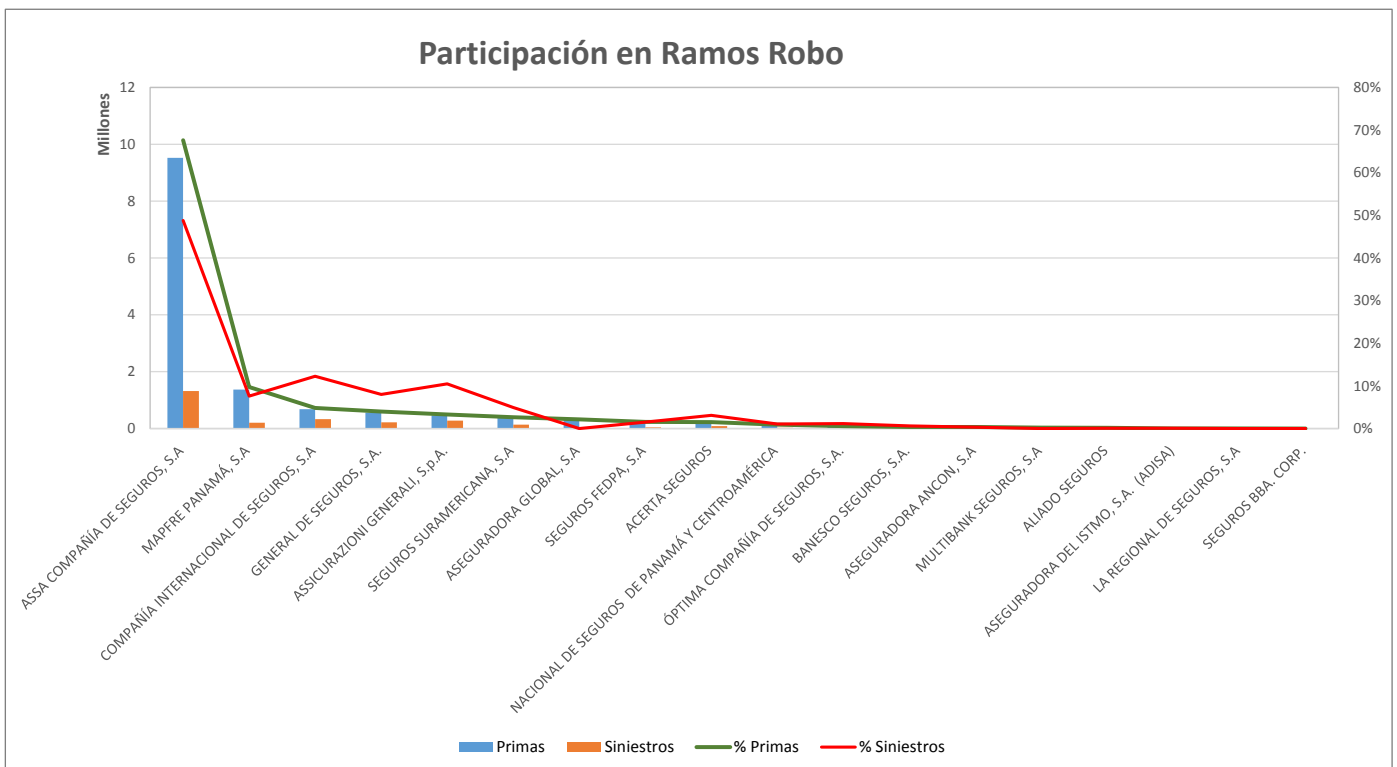
Participación de Mercado por Ramos



RAMO DE ROBO

AL MES DE AGOSTO DE 2017

#	Compañía de Seguros	Primas	% Primas	#	Siniestros	% Siniestros	Sinestralidad Promedio
1	ASSA COMPAÑÍA DE SEGUROS, S.A	9,526,286.56	67.6%	1	1,315,946.72	48.8%	13.8%
2	MAPFRE PANAMÁ, S.A	1,370,887.03	9.7%	5	204,660.23	7.6%	14.9%
3	COMPAÑÍA INTERNACIONAL DE SEGUROS, S.A	678,198.21	4.8%	2	330,719.22	12.3%	48.8%
4	GENERAL DE SEGUROS, S.A.	564,412.22	4.0%	4	215,942.31	8.0%	38.3%
5	ASSICURAZIONI GENERALI, S.p.A.	462,636.08	3.3%	3	281,980.54	10.5%	61.0%
6	SEGUROS SURAMERICANA, S.A	374,510.95	2.7%	6	133,510.14	5.0%	35.6%
7	ASEGURADORA GLOBAL, S.A	304,147.03	2.2%	15	0.00	0.0%	0.0%
8	SEGUROS FEDPA, S.A	221,161.96	1.6%	8	40,360.21	1.5%	18.2%
9	ACERTA SEGUROS	212,348.28	1.5%	7	83,614.01	3.1%	39.4%
10	NACIONAL DE SEGUROS DE PANAMÁ Y CENTROAMÉRICA	128,850.35	0.9%	10	28,787.79	1.1%	22.3%
11	ÓPTIMA COMPAÑÍA DE SEGUROS, S.A.	77,542.70	0.6%	9	31,370.99	1.2%	40.5%
12	BANESCO SEGUROS, S.A.	54,159.70	0.4%	11	17,041.92	0.6%	31.5%
13	ASEGURADORA ANCON, S.A	51,466.60	0.4%	12	9,256.16	0.3%	18.0%
14	MULTIBANK SEGUROS, S.A	34,300.63	0.2%	16	0.00	0.0%	0.0%
15	ALIADO SEGUROS	25,044.54	0.2%	14	1,799.13	0.1%	7.2%
16	ASEGURADORA DEL ISTMO, S.A. (ADISA)	3,230.49	0.0%	13	1,887.64	0.1%	58.4%
17	LA REGIONAL DE SEGUROS, S.A	300.00	0.0%	17	0.00	0.0%	0.0%
18	SEGUROS BBA. CORP.	171.88	0.0%	18	0.00	0.0%	0.0%
19	BUPA PANAMÁ, S.A.	0.00	0.0%	19	0.00	0.0%	0.0%
20	CHUBB SEGUROS PANAMA, S.A.	0.00	0.0%	20	0.00	0.0%	0.0%
21	LA FLORESTA DE SEGUROS Y VIDA, S.A	0.00	0.0%	21	0.00	0.0%	0.0%
22	MERCANTIL PANAMÁ SEGUROS, S.A	0.00	0.0%	22	0.00	0.0%	0.0%
23	PAN AMERICAN LIFE INSURANCE DE PANAMÁ, S.A	0.00	0.0%	23	0.00	0.0%	0.0%
24	SAGICOR PANAMÁ, S.A	0.00	0.0%	24	0.00	0.0%	0.0%
25	VIVIR COMPAÑÍA DE SEGUROS, SA.	0.00	0.0%	25	0.00	0.0%	0.0%
26	WORLDWIDE MEDICAL ASSURANCE, LTD	0.00	0.0%	26	0.00	0.0%	0.0%
TOTAL		\$14,089,655.21	100%		\$2,696,877.01	100%	19.1%



Superintendencia de Seguros y Reaseguros de Panamá

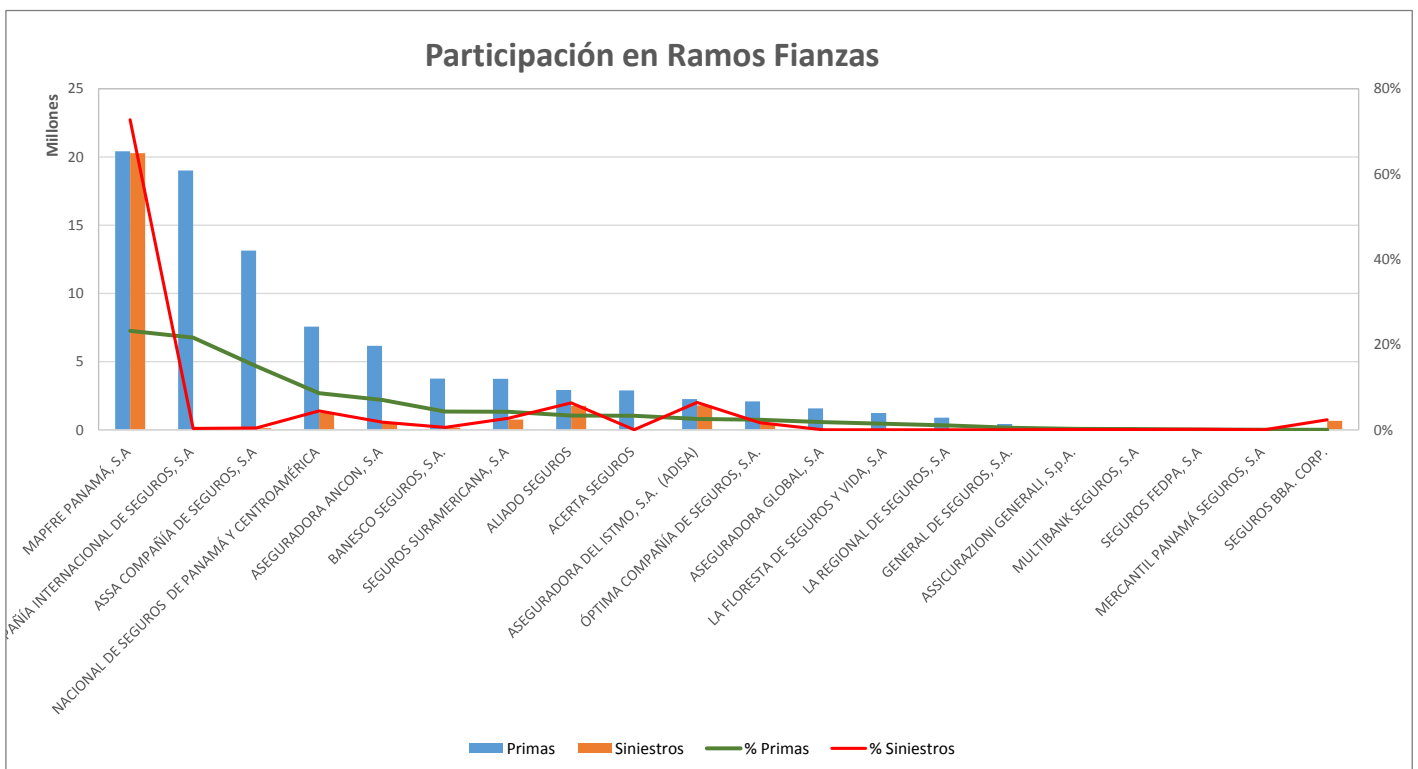
Participación de Mercado por Ramos



RAMO DE FIANZAS

AL MES DE AGOSTO DE 2017

#	Compañía de Seguros	Primas	% Primas	#	Siniestros	% Siniestros	Sinestralidad Promedio
1	MAPFRE PANAMÁ, S.A	20,406,737.92	23.2%	1	20,273,256.68	72.7%	99.3%
2	COMPAÑÍA INTERNACIONAL DE SEGUROS, S.A	19,002,268.97	21.6%	11	92,738.47	0.3%	0.5%
3	ASSA COMPAÑÍA DE SEGUROS, S.A	13,137,015.09	14.9%	10	122,495.04	0.4%	0.9%
4	NACIONAL DE SEGUROS DE PANAMÁ Y CENTROAMÉRICA	7,560,646.10	8.6%	4	1,236,346.08	4.4%	16.4%
5	ASEGURADORA ANCON, S.A	6,159,153.73	7.0%	7	500,679.30	1.8%	8.1%
6	BANESCO SEGUROS, S.A.	3,759,331.14	4.3%	9	164,973.47	0.6%	4.4%
7	SEGUROS SURAMERICANA, S.A	3,730,946.79	4.2%	5	751,342.11	2.7%	20.1%
8	ALIADO SEGUROS	2,924,074.09	3.3%	3	1,753,639.42	6.3%	60.0%
9	ACERTA SEGUROS	2,888,227.27	3.3%	15	428.00	0.0%	0.0%
10	ASEGURADORA DEL ISTMO, S.A. (ADISA)	2,245,098.92	2.6%	2	1,790,954.62	6.4%	79.8%
11	ÓPTIMA COMPAÑÍA DE SEGUROS, S.A.	2,086,108.58	2.4%	8	460,038.80	1.7%	22.1%
12	ASEGURADORA GLOBAL, S.A	1,566,690.95	1.8%	16	0.00	0.0%	0.0%
13	LA FLORESTA DE SEGUROS Y VIDA, S.A	1,226,526.90	1.4%	17	0.00	0.0%	0.0%
14	LA REGIONAL DE SEGUROS, S.A	883,555.29	1.0%	18	0.00	0.0%	0.0%
15	GENERAL DE SEGUROS, S.A.	423,136.08	0.5%	19	0.00	0.0%	0.0%
16	ASSICURAZIONI GENERALI, S.p.A.	200,013.55	0.2%	13	23,204.21	0.1%	11.6%
17	MULTIBANK SEGUROS, S.A	154,648.02	0.2%	14	20,000.00	0.1%	12.9%
18	SEGUROS FEDPA, S.A	45,647.36	0.1%	12	29,792.12	0.1%	65.3%
19	MERCANTIL PANAMÁ SEGUROS, S.A	22,602.13	0.0%	20	0.00	0.0%	0.0%
20	SEGUROS BBA. CORP.	7,214.25	0.0%	6	656,358.64	2.4%	9098.1%
21	BUPA PANAMÁ, S.A.	0.00	0.0%	21	0.00	0.0%	0.0%
22	PAN AMERICAN LIFE INSURANCE DE PANAMÁ, S.A	0.00	0.0%	22	0.00	0.0%	0.0%
23	SAGICOR PANAMÁ, S.A	0.00	0.0%	23	0.00	0.0%	0.0%
24	VIVIR COMPAÑÍA DE SEGUROS, SA.	0.00	0.0%	24	0.00	0.0%	0.0%
25	WORLDWIDE MEDICAL ASSURANCE, LTD	0.00	0.0%	25	0.00	0.0%	0.0%
26	CHUBB SEGUROS PANAMA, S.A.	-509,220.97	-0.6%	26	0.00	0.0%	0.0%
TOTAL		\$87,920,422.16	100%		\$27,876,246.96	100%	31.7%



Superintendencia de Seguros y Reaseguros de Panamá

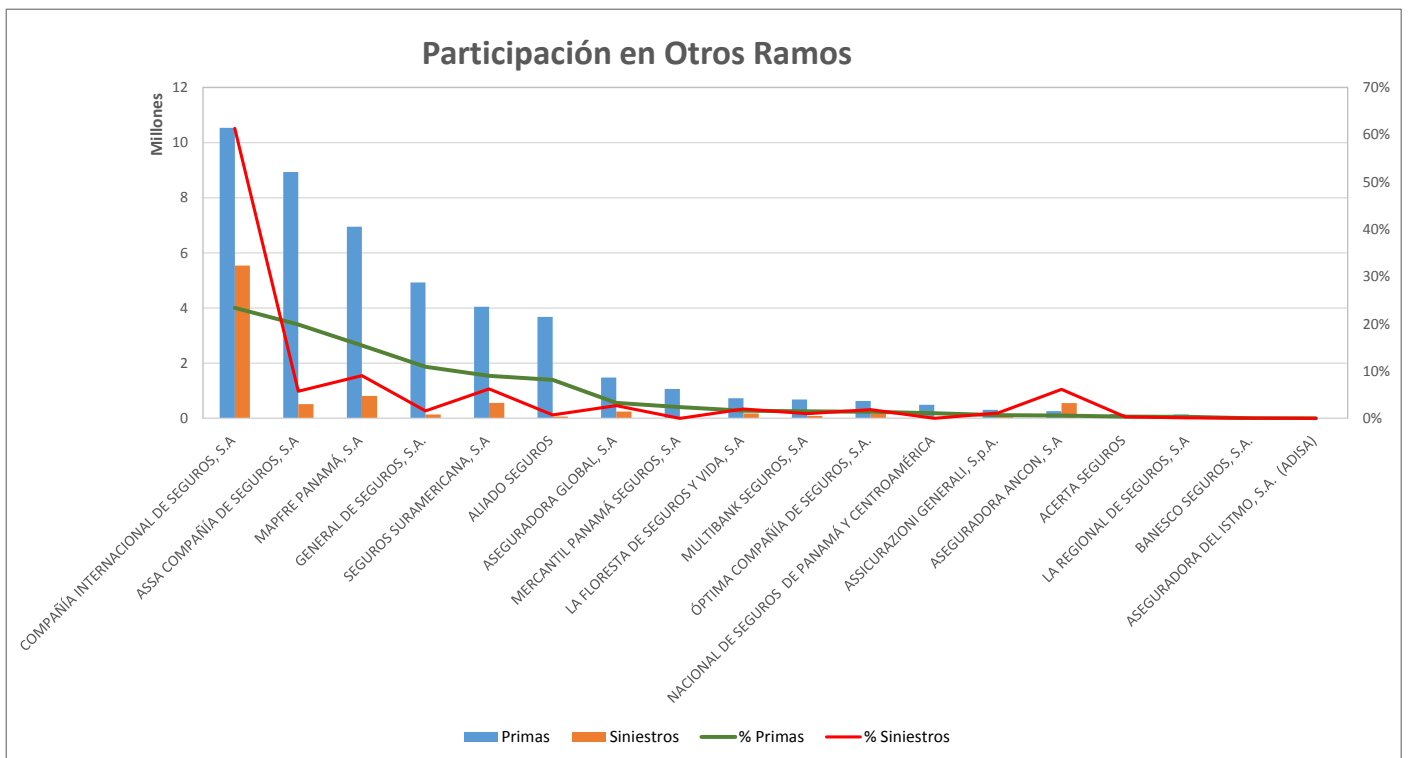
Participación de Mercado por Ramos



OTROS RAMOS

AL MES DE AGOSTO DE 2017

#	Compañía de Seguros	Primas	% Primas	#	Siniestros	% Siniestros	Sinestralidad Promedio
1	COMPAÑÍA INTERNACIONAL DE SEGUROS, S.A	10,533,094.85	23.4%	1	5,538,357.05	61.3%	52.6%
2	ASSA COMPAÑÍA DE SEGUROS, S.A	8,934,963.13	19.8%	5	516,748.62	5.7%	5.8%
3	MAPFRE PANAMÁ, S.A	6,948,240.74	15.4%	2	817,091.21	9.1%	11.8%
4	GENERAL DE SEGUROS, S.A.	4,926,246.15	10.9%	9	142,192.43	1.6%	2.9%
5	SEGUROS SURAMERICANA, S.A	4,045,463.20	9.0%	3	562,993.72	6.2%	13.9%
6	ALIADO SEGUROS	3,680,682.69	8.2%	12	68,124.11	0.8%	1.9%
7	ASEGURADORA GLOBAL, S.A	1,481,224.56	3.3%	6	244,837.03	2.7%	16.5%
8	MERCANTIL PANAMÁ SEGUROS, S.A	1,068,405.29	2.4%	18	0.00	0.0%	0.0%
9	LA FLORESTA DE SEGUROS Y VIDA, S.A	734,388.90	1.6%	7	181,122.90	2.0%	24.7%
10	MULTIBANK SEGUROS, S.A	681,880.35	1.5%	11	89,433.03	1.0%	13.1%
11	ÓPTIMA COMPAÑÍA DE SEGUROS, S.A.	631,480.53	1.4%	8	166,496.65	1.8%	26.4%
12	NACIONAL DE SEGUROS DE PANAMÁ Y CENTROAMÉRICA	495,150.06	1.1%	17	225.80	0.0%	0.0%
13	ASSICURAZIONI GENERALI, S.p.A.	309,116.39	0.7%	10	101,528.88	1.1%	32.8%
14	ASEGURADORA ANCON, S.A	260,527.94	0.6%	4	552,621.22	6.1%	212.1%
15	ACERTA SEGUROS	159,434.04	0.4%	13	28,169.21	0.3%	17.7%
16	LA REGIONAL DE SEGUROS, S.A	144,893.56	0.3%	14	11,312.51	0.1%	7.8%
17	BANESCO SEGUROS, S.A.	3,611.27	0.0%	15	5,406.23	0.1%	149.7%
18	ASEGURADORA DEL ISTMO, S.A. (ADISA)	339.59	0.0%	16	1,505.62	0.0%	443.4%
19	BUPA PANAMÁ, S.A.	0.00	0.0%	19	0.00	0.0%	0.0%
20	CHUBB SEGUROS PANAMA, S.A.	0.00	0.0%	20	0.00	0.0%	0.0%
21	PAN AMERICAN LIFE INSURANCE DE PANAMÁ, S.A	0.00	0.0%	21	0.00	0.0%	0.0%
22	SAGICOR PANAMÁ, S.A	0.00	0.0%	22	0.00	0.0%	0.0%
23	SEGUROS BBA. CORP.	0.00	0.0%	23	0.00	0.0%	0.0%
24	SEGUROS FEDPA, S.A	0.00	0.0%	24	0.00	0.0%	0.0%
25	VIVIR COMPAÑÍA DE SEGUROS, SA.	0.00	0.0%	25	0.00	0.0%	0.0%
26	WORLDWIDE MEDICAL ASSURANCE, LTD	0.00	0.0%	26	0.00	0.0%	0.0%
TOTAL		\$45,039,143.24	100%		\$9,028,166.22	100%	20.0%





SUPERINTENDENCIA DE SEGUROS Y REASEGUROS DE PANAMA
Cuadro 01. PRIMAS SUSCRITAS DE SEGURO DIRECTO TOTALES LOCAL Y EXTERIOR
AL MES DE AGOSTO DE 2017

Compañía de Seguros	TOTAL	Vida Individual	Accidentes Personales	Salud	Colectivo de Vida	Incendio	Multirisgo	Transporte de Carga	Casco	Automóvil	Ramos Técnicos	Responsabilidad Civil	Robo	Fianzas	Otros Ramos
ACERTA SEGUROS	14,942,854.35	499,447.91	350,048.94	719,871.86	229,044.72	1,163,521.00	142,604.34	283,033.32	467,261.16	5,769,937.36	1,205,082.58	852,991.57	212,348.28	2,888,227.27	159,434.04
ALIADO SEGUROS	11,605,857.31	-	91,407.51	-	1,111,708.37	578,244.00	60,146.02	37,693.63	111,937.72	1,646,834.92	486,444.38	851,639.44	25,044.54	2,924,074.09	3,680,682.69
ASEGURADORA ANCON, S.A	39,701,903.58	420,433.24	506,014.53	8,604,043.51	3,516,044.74	3,305,859.26	287,558.45	363,853.02	480,840.46	14,509,824.56	593,265.42	643,018.12	51,466.60	6,159,153.73	260,527.94
ASEGURADORA DEL ISTMO, S.A. (ADISA)	2,453,325.42	190,615.12	5,227.58	(251,260.85)	17,282.63	22,156.67	2,856.70	2,780.76	180.80	20,609.29	142,819.46	51,388.26	3,230.49	2,245,098.92	339.59
ASEGURADORA GLOBAL, S.A	15,417,622.15	434,280.94	322,750.62	-	6,817,566.79	938,594.32	-	-	-	3,552,366.94	-	-	304,147.03	1,566,690.95	1,481,224.56
ASSA COMPAÑÍA DE SEGUROS, S.A	162,660,564.18	17,098,633.71	1,987,741.57	26,898,378.55	24,024,204.07	21,614,510.43	501,713.29	2,738,444.80	4,074,031.03	20,736,986.81	2,546,338.45	8,841,316.69	9,526,286.56	13,137,015.09	8,934,963.13
ASSICURAZIONI GENERALI, S.p.A.	71,816,917.37	17,007,982.74	830,376.31	10,776,781.94	4,370,282.49	11,414,552.71	2,376,206.19	1,530,052.11	853,024.36	17,878,962.86	2,314,071.80	1,492,857.84	462,636.08	200,013.55	309,116.39
BANESCO SEGUROS, S.A.	15,303,752.97	829,730.07	39,539.06	340,238.63	4,495,853.94	705,982.70	596,885.00	157,843.29	141,195.78	2,330,456.84	1,288,796.76	560,128.79	54,159.70	3,759,331.14	3,611.27
BUPA PANAMÁ, S.A.	2,863,409.93	-	-	2,863,409.93	-	-	-	-	-	-	-	-	-	-	-
CHUBB SEGUROS PANAMA, S.A.	4,547,913.90	-	592,806.49	-	62,017.34	1,794,874.14	358,503.09	339,295.00	-	-	540,474.16	1,369,164.65	-	(509,220.97)	-
COMPAÑÍA INTERNACIONAL DE SEGUROS, S.A	147,704,453.71	17,757,625.02	2,849,497.82	29,625,561.79	17,815,923.09	9,402,311.54	271,093.28	4,667,684.13	1,522,526.14	26,196,383.05	3,213,635.94	4,168,649.88	678,198.21	19,002,268.97	10,533,094.85
GENERAL DE SEGUROS, S.A.	27,872,647.00	-	4,503.73	-	15,006,610.66	3,097,142.82	40,648.01	157,659.44	21,731.32	2,649,512.61	718,324.21	262,719.75	564,412.22	423,136.08	4,926,246.15
LA FLORESTA DE SEGUROS Y VIDA, S.A	7,161,117.90	103,273.80	179,210.50	1,244,987.10	197,437.90	700,742.70	-	180,544.00	-	1,841,939.30	123,926.30	628,140.50	-	1,226,526.90	734,388.90
LA REGIONAL DE SEGUROS, S.A	5,593,742.97	291,735.18	7,002.93	-	141,128.15	236,776.55	92,127.34	-	38,814.66	3,608,252.48	99,284.42	49,872.41	300.00	883,555.29	144,893.56
MAPFRE PANAMÁ, S.A	151,199,810.70	15,992,397.17	664,530.64	40,552,247.19	21,554,124.79	5,839,934.69	-	1,590,942.36	3,405,783.02	28,113,467.55	2,214,123.04	2,546,394.56	1,370,887.03	20,406,737.92	6,948,240.74
MERCANTIL PANAMÁ SEGUROS, S.A	2,633,729.85	194,160.11	25,998.95	1,108,593.43	41,823.45	-	83,338.24	-	-	88,808.25	-	-	-	22,602.13	1,068,405.29
MULTIBANK SEGUROS, S.A	9,211,494.56	165,608.60	299,770.73	-	3,944,947.73	641,127.63	18,252.77	18,510.35	1,241,211.11	1,666,342.94	214,905.29	129,988.41	34,300.63	154,648.02	681,880.35
NACIONAL DE SEGUROS DE PANAMÁ Y CENTROAMÉRICA	14,044,209.01	204,729.21	187,567.28	-	237,472.09	3,216,057.67	-	25,448.75	151,131.80	268,361.58	549,079.89	1,019,714.23	128,850.35	7,560,646.10	495,150.06
ÓPTIMA COMPAÑÍA DE SEGUROS, S.A.	10,143,450.33	-	619,553.73	-	1,238,930.11	960,135.84	112,736.25	377,098.31	527,403.36	1,570,447.90	715,409.52	1,226,603.50	77,542.70	2,086,108.58	631,480.53
PAN AMERICAN LIFE INSURANCE DE PANAMÁ, S.A	86,161,215.53	20,269,353.37	1,447,822.59	47,789,871.78	16,654,167.79	-	-	-	-	-	-	-	-	-	-
SAGICOR PANAMÁ, S.A	3,285,716.46	480,162.32	16,743.46	2,558,746.43	230,064.25	-	-	-	-	-	-	-	-	-	-
SEGUROS BBA. CORP.	2,938,082.14	6,168.70	83.53	-	421,700.34	7,496.62	-	(3,772.45)	297,886.90	2,191,372.22	5,350.50	4,409.65	171.88	7,214.25	-
SEGUROS FEDPA, S.A	21,684,493.17	31,107.29	1,246,875.79	43,364.22	2,827,964.68	128,211.01	56,509.93	80,692.65	-	16,889,861.34	40,278.16	72,818.78	221,161.96	45,647.36	-
SEGUROS SURAMERICANA, S.A	95,574,718.33	15,075,539.44	5,455,675.42	700,675.47	13,811,318.35	16,492,122.21	-	1,405,085.09	5,447.50	31,389,027.54	1,494,069.46	1,594,836.91	374,510.95	3,730,946.79	4,045,463.20
VIVIR COMPAÑÍA DE SEGUROS, SA.	5,295,244.99	-	1,018.08	4,544,357.67	749,869.24	-	-	-	-	-	-	-	-	-	-
WORLDWIDE MEDICAL ASSURANCE, LTD	14,079,867.10	1,063,143.24	2,829.02	12,762,879.72	251,015.12	-	-	-	-	-	-	-	-	-	-
TOTAL	945,898,114.91	108,116,127.18	17,734,596.81	190,882,748.37	139,768,502.83	82,260,354.51	5,001,178.90	13,952,888.56	13,340,407.12	182,919,756.34	18,505,679.74	26,366,653.94	14,089,655.21	87,920,422.16	45,039,143.24



SUPERINTENDENCIA DE SEGUROS Y REASEGUROS DE PANAMA
Cuadro 02. SINIESTROS PAGADOS DE SEGURO DIRECTO TOTALES LOCAL Y EXTERIOR
AL MES DE AGOSTO DE 2017

Compañía de Seguros	TOTAL	Vida Individual	Accidentes Personales	Salud	Colectivo de Vida	Incendio	Multirisgo	Transporte de Carga	Casco	Automóvil	Ramos Técnicos	Responsabilidad Civil	Robo	Fianzas	Otros Ramos
ACERTA SEGUROS	7,070,550.66	250,000.00	28,619.29	920,685.78	111,825.40	298,093.10	69,330.06	602,058.66	23,803.17	4,377,989.13	132,535.72	143,399.13	83,614.01	428.00	28,169.21
ALIADO SEGUROS	6,099,597.47	-	17,918.85	-	314,361.84	696,602.43	25,954.20	84,101.38	357,503.76	2,541,313.92	176,336.08	61,942.35	1,799.13	1,753,639.42	68,124.11
ASEGURADORA ANCON, S.A	25,540,103.56	366,715.34	129,405.93	6,847,455.44	1,871,373.29	4,349,128.87	354,067.48	476,870.07	11,112.59	9,910,820.33	84,952.45	75,645.09	9,256.16	500,679.30	552,621.22
ASEGURADORA DEL ISTMO, S.A. (ADISA)	2,009,997.77	-	26,607.35	112,090.67	435.80	3,766.64	-	703.29	-	65,067.56	(274.64)	7,253.22	1,887.64	1,790,954.62	1,505.62
ASEGURADORA GLOBAL, S.A	4,665,288.01	4,100.00	811.34	-	1,337,137.48	26,479.42	-	-	-	3,051,922.74	-	-	-	-	244,837.03
ASSA COMPAÑÍA DE SEGUROS, S.A	55,732,760.14	1,904,318.36	528,258.54	19,426,443.29	7,132,579.33	4,544,491.22	162,320.95	1,409,833.16	586,817.47	16,004,808.86	87,676.83	1,990,021.75	1,315,946.72	122,495.04	516,748.62
ASSICURAZIONI GENERALI, S.p.A.	26,222,704.54	3,292,502.60	233,786.31	6,598,888.34	1,718,776.80	1,990,361.95	775,025.45	302,236.11	290,998.42	9,908,349.93	407,104.33	297,960.67	281,980.54	23,204.21	101,528.88
BANESCO SEGUROS, S.A.	4,125,568.20	10,085.00	1,017.37	187,136.13	302,503.53	21,132.98	1,083,760.85	95,275.65	37,982.39	1,865,222.85	179,165.78	154,864.05	17,041.92	164,973.47	5,406.23
BUPA PANAMÁ, S.A.	1,139,920.37	-	-	1,139,920.37	-	-	-	-	-	-	-	-	-	-	-
CHUBB SEGUROS PANAMA, S.A.	948,164.79	-	20,536.33	-	-	580,830.31	6,101.40	94,336.73	-	-	142,711.04	103,648.98	-	-	-
COMPAÑÍA INTERNACIONAL DE SEGUROS, S.A	65,871,315.13	1,809,079.06	789,508.67	22,024,562.40	5,934,806.14	863,279.26	59,427.60	1,045,612.81	1,087,108.19	21,250,397.44	4,410,702.77	635,016.05	330,719.22	92,738.47	5,538,357.05
GENERAL DE SEGUROS, S.A.	5,174,816.22	-	534.57	-	2,421,333.07	134,740.69	6,411.12	-	-	2,206,206.64	39,030.43	8,424.96	215,942.31	-	142,192.43
LA FLORESTA DE SEGUROS Y VIDA, S.A	5,032,812.62	-	29,029.70	678,021.50	33,789.10	2,358,967.00	-	1,522.30	-	1,704,257.92	-	46,102.20	-	-	181,122.90
LA REGIONAL DE SEGUROS, S.A	1,634,471.61	50,000.00	-	-	94,569.75	292.50	21,351.78	-	-	1,456,945.07	-	-	-	-	11,312.51
MAPFRE PANAMÁ, S.A	131,729,513.64	4,021,165.73	754,251.41	30,344,167.98	7,334,949.81	43,121,393.06	-	885,004.68	633,770.82	22,742,408.56	169,042.25	428,351.22	204,660.23	20,273,256.68	817,091.21
MERCANTIL PANAMÁ SEGUROS, S.A	832,852.74	-	-	788,492.24	-	-	-	-	-	44,360.50	-	-	-	-	-
MULTIBANK SEGUROS, S.A	1,872,109.31	-	80,100.00	-	688,499.58	70,399.47	1,308.83	-	61,262.41	817,095.83	44,010.16	-	-	20,000.00	89,433.03
NACIONAL DE SEGUROS DE PANAMÁ Y CENTROAMÉRICA	2,478,537.38	-	286.02	-	47,307.99	290,846.25	-	-	-	824,873.42	38,249.23	11,614.80	28,787.79	1,236,346.08	225.80
ÓPTIMA COMPAÑÍA DE SEGUROS, S.A.	6,114,407.78	-	130,953.90	-	239,857.93	3,519,528.04	85,558.12	37,282.37	152,205.59	1,131,756.43	17,883.10	141,475.86	31,370.99	460,038.80	166,496.65
PAN AMERICAN LIFE INSURANCE DE PANAMÁ, S.A	34,042,720.19	2,056,146.09	239,330.85	29,767,278.32	1,979,964.93	-	-	-	-	-	-	-	-	-	-
SAGICOR PANAMÁ, S.A	1,912,009.63	119,518.93	11,956.59	1,775,294.11	5,240.00	-	-	-	-	-	-	-	-	-	-
SEGUROS BBA. CORP.	1,749,702.98	-	(345.96)	(1,270.99)	9,745.09	24,854.30	-	-	-	1,060,445.74	(472.13)	388.29	-	656,358.64	-
SEGUROS FEDPA, S.A	10,786,719.85	-	194,706.24	-	1,043,317.00	-	27,177.22	7,479.95	-	9,387,333.18	36,404.98	20,148.95	40,360.21	29,792.12	-
SEGUROS SURAMERICANA, S.A	34,497,290.45	3,077,166.95	496,940.68	-	4,821,754.06	4,061,203.36	-	191,045.03	-	19,234,158.92	349,698.35	817,477.13	133,510.14	751,342.11	562,993.72
VIVIR COMPAÑÍA DE SEGUROS, SA.	4,395,341.14	-	7,910.62	4,202,266.83	185,163.69	-	-	-	-	-	-	-	-	-	-
WORLDWIDE MEDICAL ASSURANCE, LTD	14,809,756.26	1,127,500.00	1,869.33	13,624,428.64	55,958.29	-	-	-	-	-	-	-	-	-	-
TOTAL	456,489,032.44	18,088,298.06	3,723,993.93	138,435,861.05	37,685,249.90	66,956,390.85	2,677,795.06	5,233,362.19	3,242,564.81	129,585,734.97	6,314,756.73	4,943,734.70	2,696,877.01	27,876,246.96	9,028,166.22