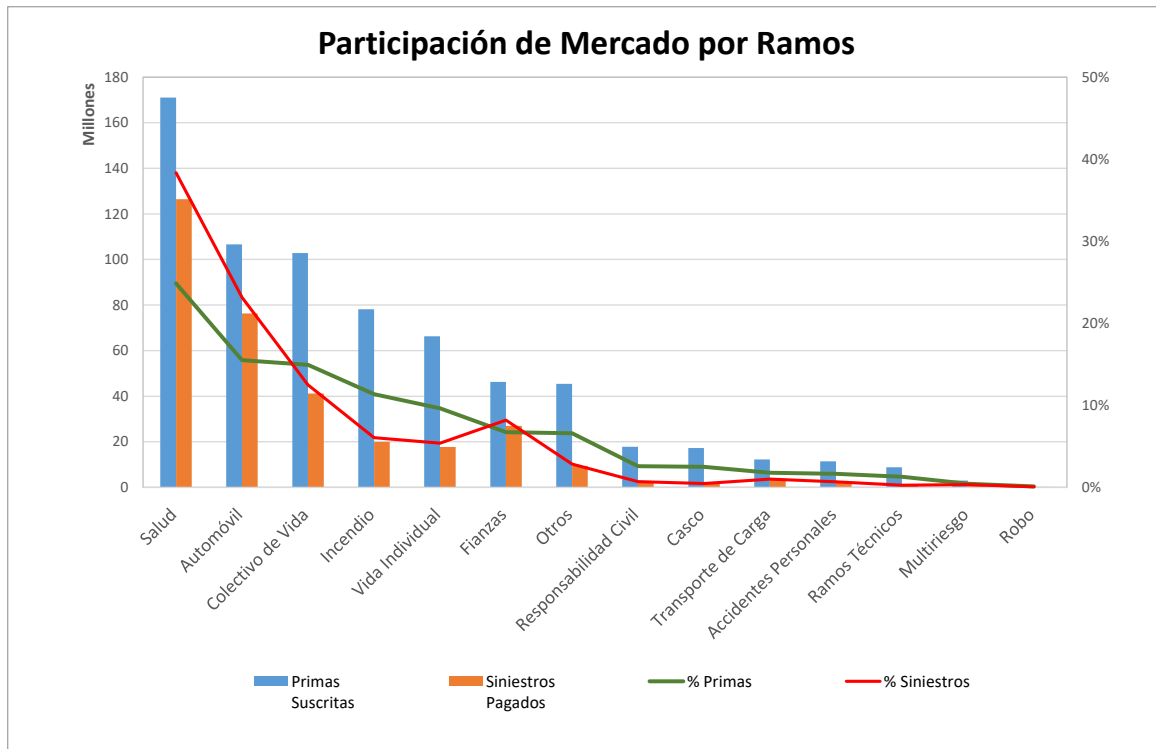


## Superintendencia de Seguros y Reaseguros de Panamá Participación de Mercado por Productos



AL 30 DE MAYO DE 2022

#	Ramos de Seguros	Primas Suscritas	% Primas	#	Siniestros Pagados	% Siniestros	Sinestralidad Promedio
1	Salud	171,063,407.07	24.9%	1	126,418,770.37	38.4%	73.9%
2	Automóvil	106,645,937.94	15.5%	2	76,345,896.24	23.2%	71.6%
3	Colectivo de Vida	102,834,123.48	14.9%	3	41,158,446.06	12.5%	40.0%
4	Incendio	78,153,202.05	11.4%	5	19,959,834.76	6.1%	25.5%
5	Vida Individual	66,310,576.71	9.6%	6	17,711,873.94	5.4%	26.7%
6	Fianzas	46,236,664.89	6.7%	4	27,004,311.81	8.2%	58.4%
7	Otros	45,465,152.84	6.6%	7	9,383,879.36	2.8%	20.6%
8	Responsabilidad Civil	17,809,469.53	2.6%	9	2,281,152.07	0.7%	12.8%
9	Casco	17,279,190.69	2.5%	11	1,528,327.70	0.5%	8.8%
10	Transporte de Carga	12,229,673.13	1.8%	8	3,352,625.05	1.0%	27.4%
11	Accidentes Personales	11,446,344.60	1.7%	10	2,246,604.21	0.7%	19.6%
12	Ramos Técnicos	8,823,934.83	1.3%	13	866,645.77	0.3%	9.8%
13	Multirisgo	2,979,352.01	0.4%	12	1,157,225.77	0.4%	38.8%
14	Robo	798,487.94	0.1%	14	210,490.45	0.1%	26.4%
<b>TOTAL</b>		<b>\$688,075,517.71</b>	<b>100%</b>		<b>\$329,626,083.56</b>	<b>100%</b>	<b>47.9%</b>



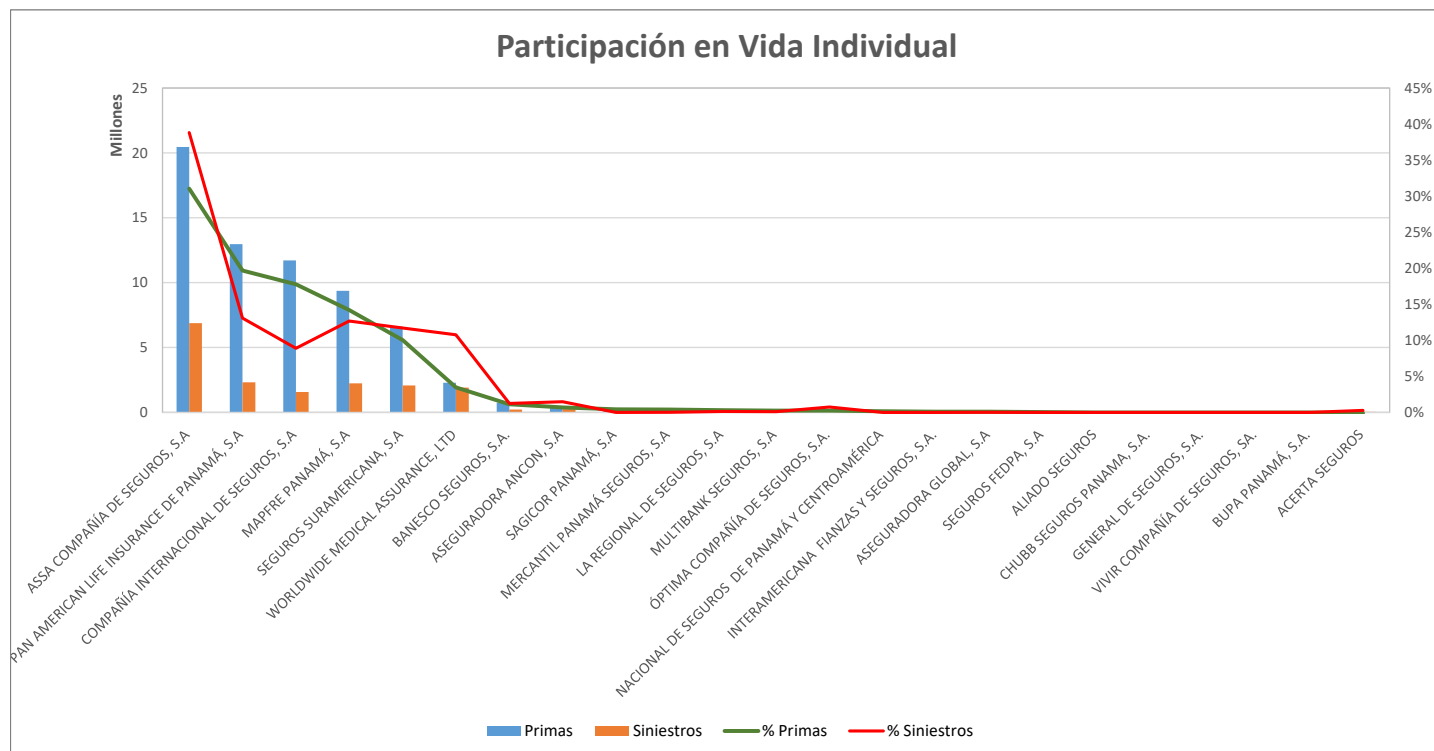
## Superintendencia de Seguros y Reaseguros de Panamá Participación de Mercado por Productos



### VIDA INDIVIDUAL AL 30 DE MAYO DE 2022

#	Compañía de Seguros	Primas	% Primas	#	Siniestros	% Siniestros	Sinestralidad Promedio
1	ASSA COMPAÑÍA DE SEGUROS, S.A	20,461,263.26	31.0%	1	6,875,548.55	38.8%	33.6%
2	PAN AMERICAN LIFE INSURANCE DE PANAMÁ, S.A	12,963,239.18	19.7%	2	2,320,349.51	13.1%	17.9%
3	COMPAÑÍA INTERNACIONAL DE SEGUROS, S.A	11,710,678.88	17.8%	6	1,576,122.50	8.9%	13.5%
4	MAPFRE PANAMÁ, S.A	9,368,967.05	14.2%	3	2,247,772.81	12.7%	24.0%
5	SEGUROS SURAMERICANA, S.A	6,622,019.73	10.0%	4	2,071,957.98	11.7%	31.3%
6	WORLDWIDE MEDICAL ASSURANCE, LTD	2,285,358.12	3.5%	5	1,910,000.00	10.8%	83.6%
7	BANESCO SEGUROS, S.A.	747,908.32	1.1%	8	221,823.57	1.3%	29.7%
8	ASEGURADORA ANCON, S.A	464,050.64	0.7%	7	261,236.34	1.5%	56.3%
9	SAGICOR PANAMÁ, S.A	275,621.94	0.4%	15	0.00	0.0%	0.0%
10	MERCANTIL PANAMÁ SEGUROS, S.A	268,130.69	0.4%	13	3,371.96	0.0%	1.3%
11	LA REGIONAL DE SEGUROS, S.A	199,837.08	0.3%	11	22,100.00	0.1%	11.1%
12	MULTIBANK SEGUROS, S.A	167,581.14	0.3%	12	20,000.00	0.1%	11.9%
13	ÓPTIMA COMPAÑÍA DE SEGUROS, S.A.	158,784.51	0.2%	9	131,090.72	0.7%	82.6%
14	NACIONAL DE SEGUROS DE PANAMÁ Y CENTROAMÉRICA	109,974.39	0.2%	16	0.00	0.0%	0.0%
15	INTERAMERICANA FIANZAS Y SEGUROS, S.A.	76,367.22	0.1%	17	0.00	0.0%	0.0%
16	ASEGURADORA GLOBAL, S.A	74,547.74	0.1%	14	500.00	0.0%	0.7%
17	SEGUROS FEDPA, S.A	22,987.66	0.0%	18	0.00	0.0%	0.0%
18	ALIADO SEGUROS	0.00	0.0%	19	0.00	0.0%	0.0%
19	CHUBB SEGUROS PANAMÁ, S.A.	0.00	0.0%	20	0.00	0.0%	0.0%
20	GENERAL DE SEGUROS, S.A.	0.00	0.0%	21	0.00	0.0%	0.0%
21	VIVIR COMPAÑÍA DE SEGUROS, SA.	0.00	0.0%	22	0.00	0.0%	0.0%
22	BUPA PANAMÁ, S.A.	0.00	0.0%	23	0.00	0.0%	0.0%
23	ACERTA SEGUROS	-59,746.52	-0.1%	10	50,000.00	0.3%	-83.7%
<b>TOTAL</b>		<b>\$65,917,571.03</b>	<b>100%</b>		<b>\$17,711,873.94</b>	<b>100%</b>	<b>26.9%</b>

### Participación en Vida Individual



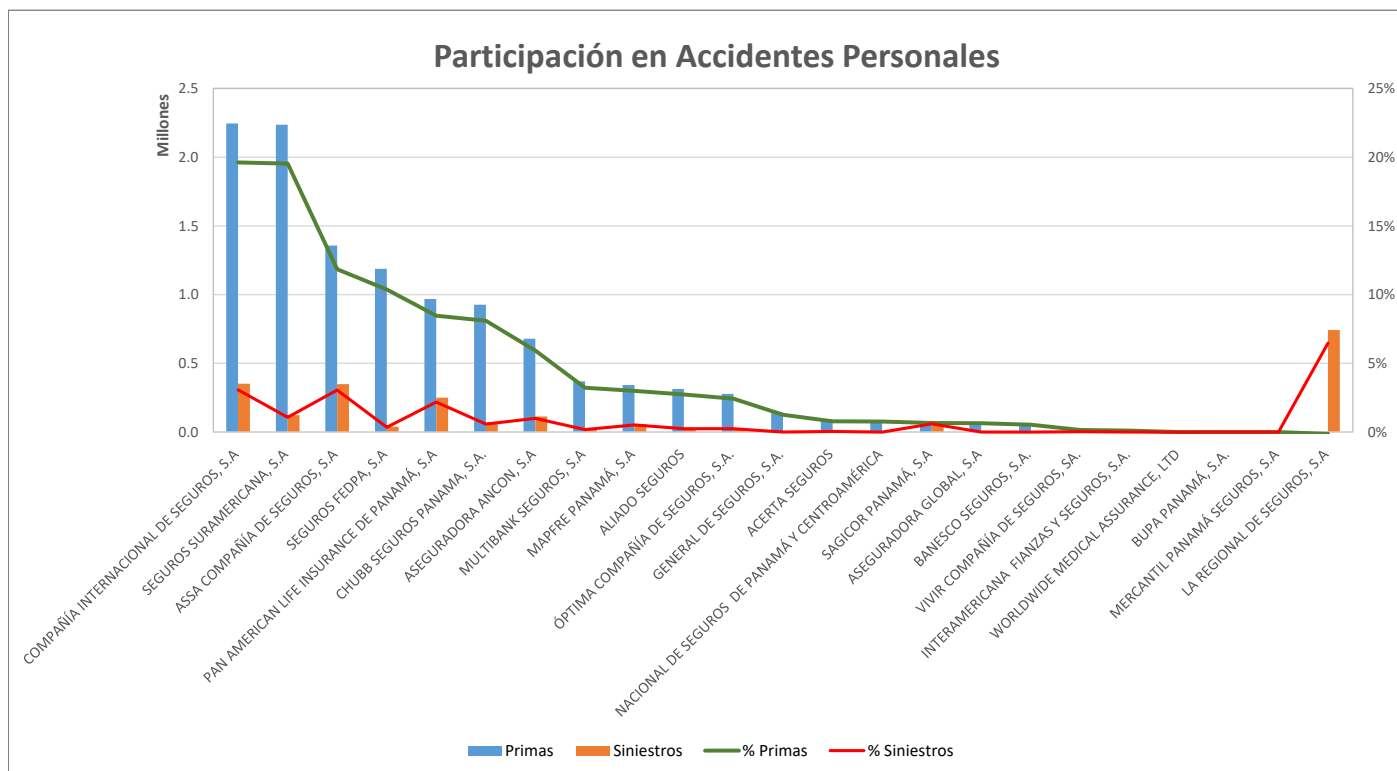
## Superintendencia de Seguros y Reaseguros de Panamá Participación de Mercado por Productos



### ACCIDENTES PERSONALES

AL 30 DE MAYO DE 2022

#	Compañía de Seguros	Primas	% Primas	#	Siniestros	% Siniestros	Sinestralidad Promedio
1	COMPAÑÍA INTERNACIONAL DE SEGUROS, S.A	2,245,368.29	19.6%	2	352,326.51	3.1%	15.7%
2	SEGUROS SURAMERICANA, S.A	2,235,517.40	19.5%	5	121,970.57	1.1%	5.5%
3	ASSA COMPAÑÍA DE SEGUROS, S.A	1,356,525.88	11.9%	3	349,101.51	3.0%	25.7%
4	SEGUROS FEDPA, S.A	1,187,953.75	10.4%	10	39,774.95	0.3%	3.3%
5	PAN AMERICAN LIFE INSURANCE DE PANAMÁ, S.A	968,653.51	8.5%	4	250,067.97	2.2%	25.8%
6	CHUBB SEGUROS PANAMA, S.A.	926,575.27	8.1%	8	67,059.76	0.6%	7.2%
7	ASEGURADORA ANCON, S.A	678,524.85	5.9%	6	113,257.51	1.0%	16.7%
8	MULTIBANK SEGUROS, S.A	368,610.67	3.2%	13	20,000.00	0.2%	5.4%
9	MAPFRE PANAMÁ, S.A	342,677.30	3.0%	9	58,709.01	0.5%	17.1%
10	ALIADO SEGUROS	313,543.57	2.7%	12	27,547.29	0.2%	8.8%
11	ÓPTIMA COMPAÑÍA DE SEGUROS, S.A.	277,631.13	2.4%	11	28,281.97	0.2%	10.2%
12	GENERAL DE SEGUROS, S.A.	144,220.99	1.3%	19	0.00	0.0%	0.0%
13	ACERTA SEGUROS	88,545.75	0.8%	14	5,169.16	0.0%	5.8%
14	NACIONAL DE SEGUROS DE PANAMÁ Y CENTROAMÉRICA	87,547.59	0.8%	18	52.94	0.0%	0.1%
15	SAGICOR PANAMÁ, S.A	75,206.00	0.7%	7	68,241.54	0.6%	90.7%
16	ASEGURADORA GLOBAL, S.A	74,050.19	0.6%	20	0.00	0.0%	0.0%
17	BANESCO SEGUROS, S.A.	61,424.95	0.5%	17	99.20	0.0%	0.2%
18	VIVIR COMPAÑÍA DE SEGUROS, SA.	17,836.51	0.2%	15	3,053.91	0.0%	17.1%
19	INTERAMERICANA FIANZAS Y SEGUROS, S.A.	11,658.62	0.1%	21	0.00	0.0%	0.0%
20	WORLDWIDE MEDICAL ASSURANCE, LTD	0.00	0.0%	16	472.95	0.0%	0.0%
21	BUPA PANAMÁ, S.A.	0.00	0.0%	22	0.00	0.0%	0.0%
22	MERCANTIL PANAMÁ SEGUROS, S.A	-549.34	0.0%	23	0.00	0.0%	0.0%
23	LA REGIONAL DE SEGUROS, S.A	-15,178.28	-0.1%	1	741,417.46	6.5%	-4884.7%
<b>TOTAL</b>		<b>\$11,446,345</b>	<b>100%</b>		<b>\$2,246,604.21</b>	<b>100%</b>	<b>19.6%</b>



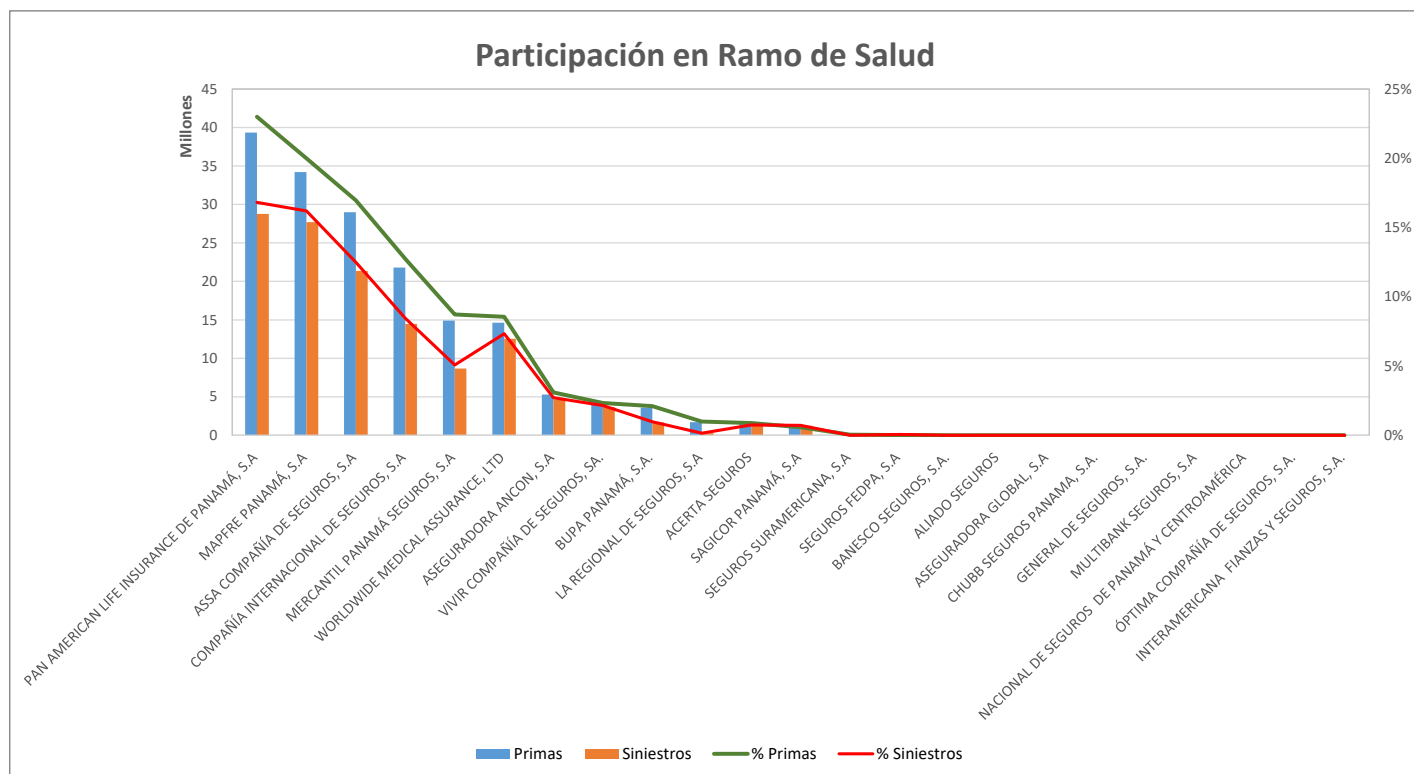
# Superintendencia de Seguros y Reaseguros de Panamá Participación de Mercado por Productos



## SALUD

AL 30 DE MAYO DE 2022

#	Compañía de Seguros	Primas	% Primas	#	Siniestros	% Siniestros	Sinestralidad Promedio
1	PAN AMERICAN LIFE INSURANCE DE PANAMÁ, S.A	39,344,366.45	23.0%	1	28,766,779.71	16.8%	73.1%
2	MAPFRE PANAMÁ, S.A	34,201,788.05	20.0%	2	27,698,193.80	16.2%	81.0%
3	ASSA COMPAÑÍA DE SEGUROS, S.A	29,004,103.13	17.0%	3	21,365,215.90	12.5%	73.7%
4	COMPAÑÍA INTERNACIONAL DE SEGUROS, S.A	21,788,473.01	12.7%	4	14,462,625.01	8.5%	66.4%
5	MERCANTIL PANAMÁ SEGUROS, S.A	14,912,495.69	8.7%	6	8,674,523.19	5.1%	58.2%
6	WORLDWIDE MEDICAL ASSURANCE, LTD	14,626,932.03	8.6%	5	12,555,124.01	7.3%	85.8%
7	ASEGURADORA ANCON, S.A	5,289,396.74	3.1%	7	4,652,222.79	2.7%	88.0%
8	VIVIR COMPAÑÍA DE SEGUROS, SA.	3,984,443.58	2.3%	8	3,683,845.82	2.2%	92.5%
9	BUPA PANAMÁ, S.A.	3,585,700.23	2.1%	9	1,672,650.50	1.0%	46.6%
10	LA REGIONAL DE SEGUROS, S.A	1,699,238.13	1.0%	12	260,308.85	0.2%	15.3%
11	ACERTA SEGUROS	1,515,090.90	0.9%	10	1,286,232.91	0.8%	84.9%
12	SAGICOR PANAMÁ, S.A	997,138.83	0.6%	11	1,227,123.81	0.7%	123.1%
13	SEGUROS SURAMERICANA, S.A	84,843.43	0.0%	14	1,725.63	0.0%	2.0%
14	SEGUROS FEDPA, S.A	25,792.91	0.0%	13	112,198.44	0.1%	435.0%
15	BANESCO SEGUROS, S.A.	3,603.96	0.0%	15	0.00	0.0%	0.0%
16	ALIADO SEGUROS	0.00	0.0%	16	0.00	0.0%	0.0%
17	ASEGURADORA GLOBAL, S.A	0.00	0.0%	17	0.00	0.0%	0.0%
18	CHUBB SEGUROS PANAMA, S.A.	0.00	0.0%	18	0.00	0.0%	0.0%
19	GENERAL DE SEGUROS, S.A.	0.00	0.0%	19	0.00	0.0%	0.0%
20	MULTIBANK SEGUROS, S.A	0.00	0.0%	20	0.00	0.0%	0.0%
21	NACIONAL DE SEGUROS DE PANAMÁ Y CENTROAMÉRICA	0.00	0.0%	21	0.00	0.0%	0.0%
22	ÓPTIMA COMPAÑÍA DE SEGUROS, S.A.	0.00	0.0%	22	0.00	0.0%	0.0%
23	INTERAMERICANA FIANZAS Y SEGUROS, S.A.	0.00	0.0%	23	0.00	0.0%	0.0%
<b>TOTAL</b>		<b>\$171,063,407.07</b>	<b>100%</b>		<b>\$126,418,770.37</b>	<b>100%</b>	<b>73.9%</b>



# Superintendencia de Seguros y Reaseguros de Panamá

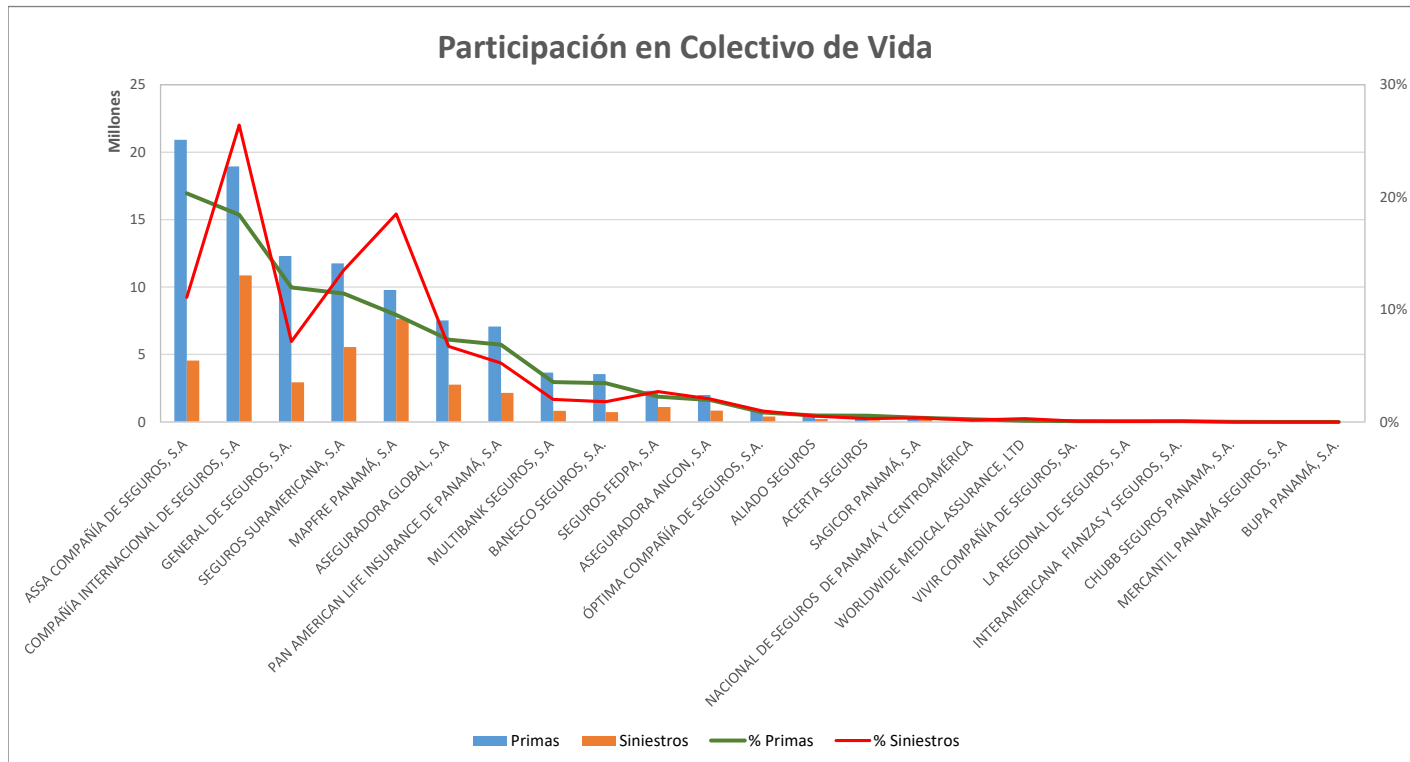
## Participación de Mercado por Productos



### COLECTIVO DE VIDA

AL 30 DE MAYO DE 2022

#	Compañía de Seguros	Primas	% Primas	#	Siniestros	% Siniestros	Sinestralidad Promedio
1	ASSA COMPAÑÍA DE SEGUROS, S.A	20,916,893.67	20.3%	4	4,561,198.17	11.1%	21.8%
2	COMPAÑÍA INTERNACIONAL DE SEGUROS, S.A	18,947,508.19	18.4%	1	10,870,286.05	26.4%	57.4%
3	GENERAL DE SEGUROS, S.A.	12,308,548.75	12.0%	5	2,945,967.47	7.2%	23.9%
4	SEGUROS SURAMERICANA, S.A	11,751,492.89	11.4%	3	5,559,754.05	13.5%	47.3%
5	MAPFRE PANAMÁ, S.A	9,788,462.17	9.5%	2	7,617,652.12	18.5%	77.8%
6	ASEGURADORA GLOBAL, S.A	7,531,746.07	7.3%	6	2,764,776.14	6.7%	36.7%
7	PAN AMERICAN LIFE INSURANCE DE PANAMÁ, S.A	7,074,029.79	6.9%	7	2,157,598.25	5.2%	30.5%
8	MULTIBANK SEGUROS, S.A	3,654,013.08	3.6%	10	827,546.79	2.0%	22.6%
9	BANESCO SEGUROS, S.A.	3,549,346.10	3.5%	11	738,056.32	1.8%	20.8%
10	SEGUROS FEDPA, S.A	2,316,572.70	2.3%	8	1,111,631.33	2.7%	48.0%
11	ASEGURADORA ANCON, S.A	2,004,693.17	1.9%	9	840,106.39	2.0%	41.9%
12	ÓPTIMA COMPAÑÍA DE SEGUROS, S.A.	862,977.92	0.8%	12	396,924.45	1.0%	46.0%
13	ALIADO SEGUROS	602,069.35	0.6%	13	211,382.24	0.5%	35.1%
14	ACERTA SEGUROS	573,622.51	0.6%	16	120,232.27	0.3%	21.0%
15	SAGICOR PANAMÁ, S.A	379,249.48	0.4%	14	152,213.11	0.4%	40.1%
16	NACIONAL DE SEGUROS DE PANAMÁ Y CENTROAMÉRICA	240,935.39	0.2%	17	71,791.16	0.2%	29.8%
17	WORLDWIDE MEDICAL ASSURANCE, LTD	104,063.88	0.1%	15	124,557.10	0.3%	119.7%
18	VIVIR COMPAÑÍA DE SEGUROS, SA.	74,829.36	0.1%	18	32,343.35	0.1%	43.2%
19	LA REGIONAL DE SEGUROS, S.A	73,512.54	0.1%	20	24,006.98	0.1%	32.7%
20	INTERAMERICANA FIANZAS Y SEGUROS, S.A.	71,161.14	0.1%	19	30,422.32	0.1%	42.8%
21	CHUBB SEGUROS PANAMA, S.A.	8,395.33	0.0%	21	0.00	0.0%	0.0%
22	MERCANTIL PANAMÁ SEGUROS, S.A	0.00	0.0%	22	0.00	0.0%	0.0%
23	BUPA PANAMÁ, S.A.	0.00	0.0%	23	0.00	0.0%	0.0%
<b>TOTAL</b>		<b>\$102,834,123.48</b>	<b>100%</b>		<b>\$41,158,446.06</b>	<b>100%</b>	<b>40.0%</b>



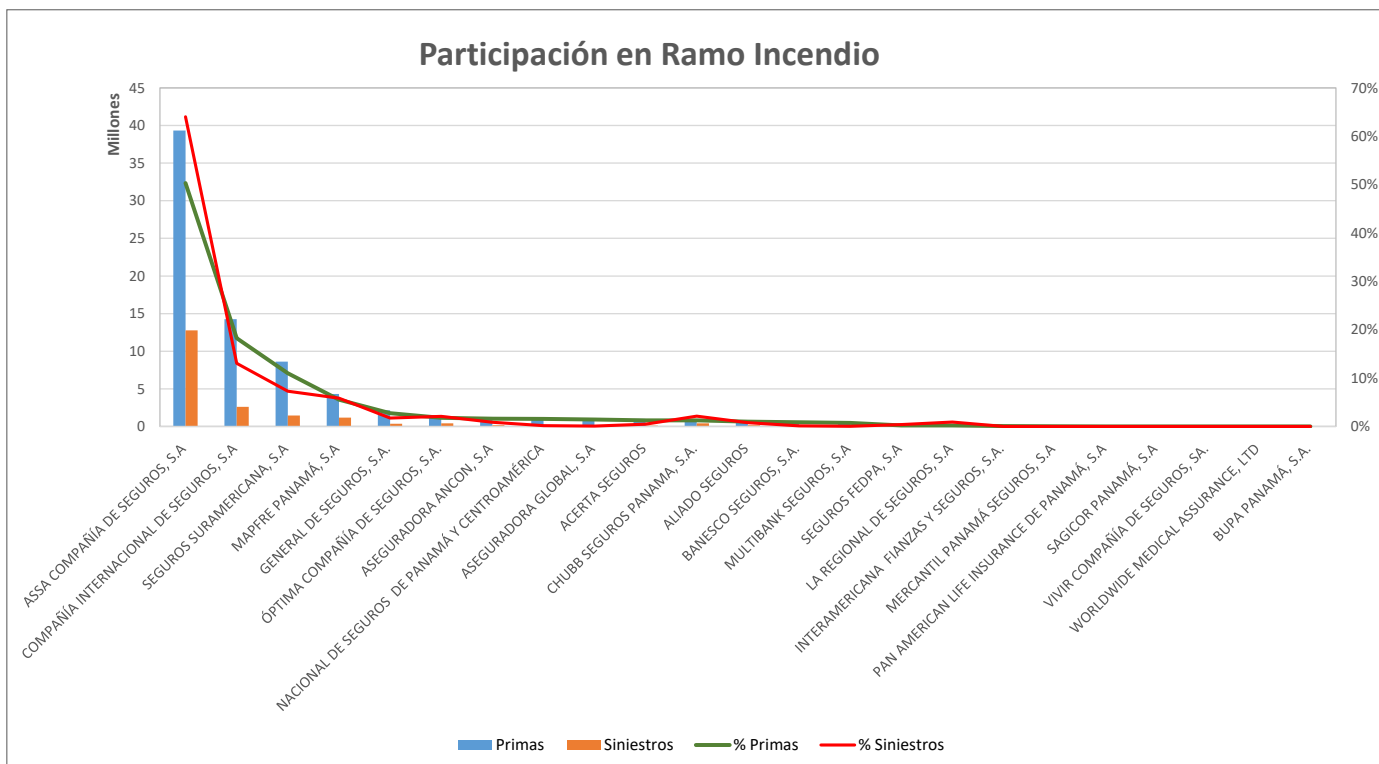
# Superintendencia de Seguros y Reaseguros de Panamá Participación de Mercado por Productos



## RAMO DE INCENDIO

AL 30 DE MAYO DE 2022

#	Compañía de Seguros	Primas	% Primas	#	Siniestros	% Siniestros	Sinestralidad Promedio
1	ASSA COMPAÑÍA DE SEGUROS, S.A	39,324,604.37	50.3%	1	12,779,978.50	64.0%	32.5%
2	COMPAÑÍA INTERNACIONAL DE SEGUROS, S.A	14,257,187.08	18.2%	2	2,607,131.32	13.1%	18.3%
3	SEGUROS SURAMERICANA, S.A	8,611,141.78	11.0%	3	1,451,128.73	7.3%	16.9%
4	MAPFRE PANAMÁ, S.A	4,320,848.28	5.5%	4	1,164,996.70	5.8%	27.0%
5	GENERAL DE SEGUROS, S.A.	2,148,506.19	2.7%	7	351,038.28	1.8%	16.3%
6	ÓPTIMA COMPAÑÍA DE SEGUROS, S.A.	1,405,222.41	1.8%	6	420,273.55	2.1%	29.9%
7	ASEGURADORA ANCON, S.A	1,271,233.12	1.6%	9	173,483.54	0.9%	13.6%
8	NACIONAL DE SEGUROS DE PANAMÁ Y CENTROAMÉRICA	1,229,620.48	1.6%	13	36,308.12	0.2%	3.0%
9	ASEGURADORA GLOBAL, S.A	1,111,656.38	1.4%	15	16,127.95	0.1%	1.5%
10	ACERTA SEGUROS	997,521.45	1.3%	11	97,627.99	0.5%	9.8%
11	CHUBB SEGUROS PANAMA, S.A.	972,617.79	1.2%	5	422,801.72	2.1%	43.5%
12	ALIADO SEGUROS	793,222.21	1.0%	10	151,300.20	0.8%	19.1%
13	BANESCO SEGUROS, S.A.	672,648.18	0.9%	14	20,469.16	0.1%	3.0%
14	MULTIBANK SEGUROS, S.A	581,707.14	0.7%	16	7,425.85	0.0%	1.3%
15	SEGUROS FEDPA, S.A	180,608.11	0.2%	12	79,023.27	0.4%	43.8%
16	LA REGIONAL DE SEGUROS, S.A	173,356.07	0.2%	8	180,719.88	0.9%	104.2%
17	INTERAMERICANA FIANZAS Y SEGUROS, S.A.	76,664.26	0.1%	17	0.00	0.0%	0.0%
18	MERCANTIL PANAMÁ SEGUROS, S.A	24,836.75	0.0%	18	0.00	0.0%	0.0%
19	PAN AMERICAN LIFE INSURANCE DE PANAMÁ, S.A	0.00	0.0%	19	0.00	0.0%	0.0%
20	SAGICOR PANAMÁ, S.A	0.00	0.0%	20	0.00	0.0%	0.0%
21	VIVIR COMPAÑÍA DE SEGUROS, SA.	0.00	0.0%	21	0.00	0.0%	0.0%
22	WORLDWIDE MEDICAL ASSURANCE, LTD	0.00	0.0%	22	0.00	0.0%	0.0%
23	BUPA PANAMÁ, S.A.	0.00	0.0%	23	0.00	0.0%	0.0%
<b>TOTAL</b>		<b>\$78,153,202.05</b>	<b>100%</b>		<b>\$19,959,834.76</b>	<b>100%</b>	<b>25.5%</b>



# Superintendencia de Seguros y Reaseguros de Panamá

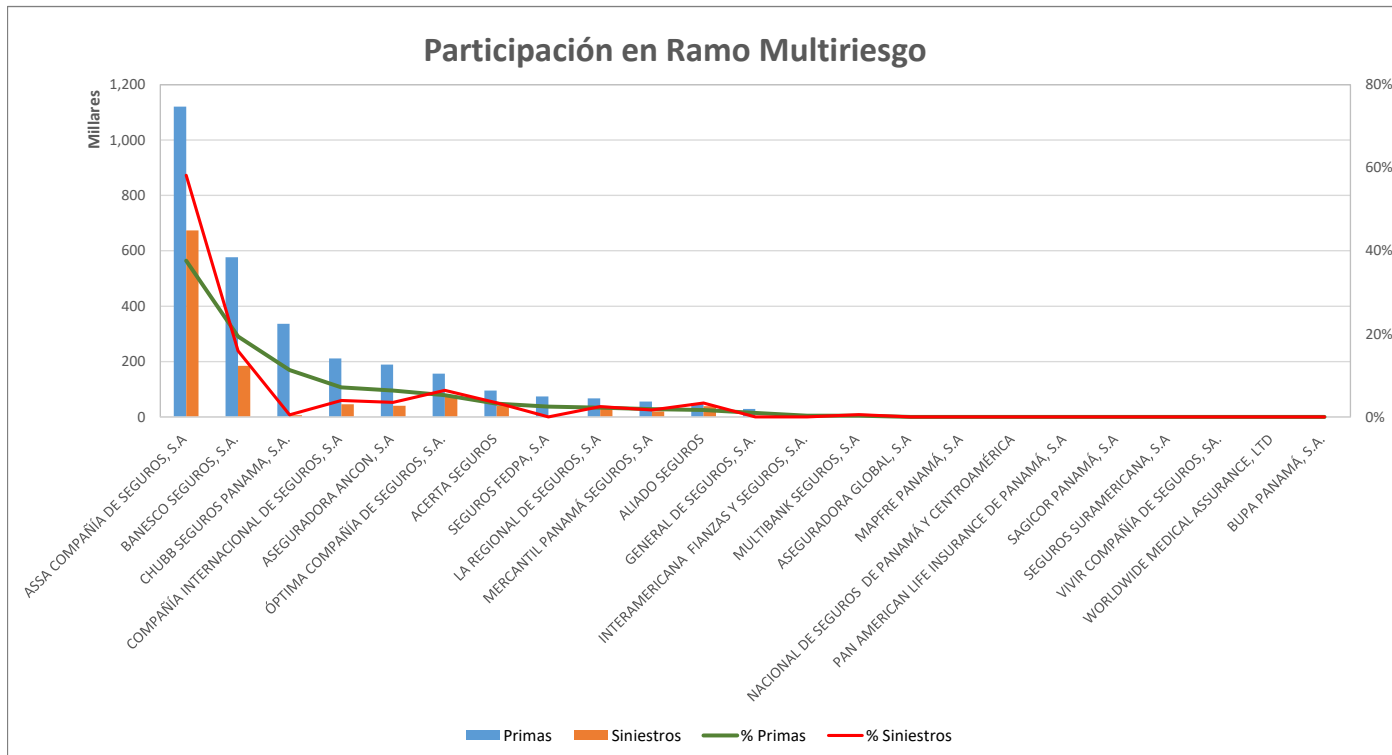
## Participación de Mercado por Productos



### MULTIRIESGO

AL 30 DE MAYO DE 2022

#	Compañía de Seguros	Primas	% Primas	#	Siniestros	% Siniestros	Sinestralidad Promedio
1	ASSA COMPAÑÍA DE SEGUROS, S.A	1,120,927.38	37.6%	1	673,415.72	58.2%	60.1%
2	BANESCO SEGUROS, S.A.	576,618.79	19.4%	2	184,330.45	15.9%	32.0%
3	CHUBB SEGUROS PANAMA, S.A.	336,397.35	11.3%	11	5,643.94	0.5%	1.7%
4	COMPAÑÍA INTERNACIONAL DE SEGUROS, S.A	211,439.45	7.1%	4	45,892.98	4.0%	21.7%
5	ASEGURADORA ANCON, S.A	188,808.91	6.3%	5	40,594.85	3.5%	21.5%
6	ÓPTIMA COMPAÑÍA DE SEGUROS, S.A.	156,251.12	5.2%	3	74,107.40	6.4%	47.4%
7	ACERTA SEGUROS	95,061.83	3.2%	6	39,549.14	3.4%	41.6%
8	SEGUROS FEDPA, S.A	74,089.07	2.5%	12	0.00	0.0%	0.0%
9	LA REGIONAL DE SEGUROS, S.A	66,836.81	2.2%	8	28,956.18	2.5%	43.3%
10	MERCANTIL PANAMÁ SEGUROS, S.A	55,673.13	1.9%	9	19,390.33	1.7%	34.8%
11	ALIADO SEGUROS	50,100.31	1.7%	7	38,874.17	3.4%	77.6%
12	GENERAL DE SEGUROS, S.A.	29,004.62	1.0%	13	0.00	0.0%	0.0%
13	INTERAMERICANA FIANZAS Y SEGUROS, S.A.	9,291.50	0.3%	14	0.00	0.0%	0.0%
14	MULTIBANK SEGUROS, S.A	8,851.74	0.3%	10	6,470.61	0.6%	73.1%
15	ASEGURADORA GLOBAL, S.A	0.00	0.0%	15	0.00	0.0%	0.0%
16	MAPFRE PANAMÁ, S.A	0.00	0.0%	16	0.00	0.0%	0.0%
17	NACIONAL DE SEGUROS DE PANAMÁ Y CENTROAMÉRICA	0.00	0.0%	17	0.00	0.0%	0.0%
18	PAN AMERICAN LIFE INSURANCE DE PANAMÁ, S.A	0.00	0.0%	18	0.00	0.0%	0.0%
19	SAGICOR PANAMÁ, S.A	0.00	0.0%	19	0.00	0.0%	0.0%
20	SEGUROS SURAMERICANA, S.A	0.00	0.0%	20	0.00	0.0%	0.0%
21	VIVIR COMPAÑÍA DE SEGUROS, SA.	0.00	0.0%	21	0.00	0.0%	0.0%
22	WORLDWIDE MEDICAL ASSURANCE, LTD	0.00	0.0%	22	0.00	0.0%	0.0%
23	BUPA PANAMÁ, S.A.	0.00	0.0%	23	0.00	0.0%	0.0%
<b>TOTAL</b>		<b>\$2,979,352.01</b>	<b>100%</b>		<b>\$1,157,225.77</b>	<b>100%</b>	<b>38.8%</b>



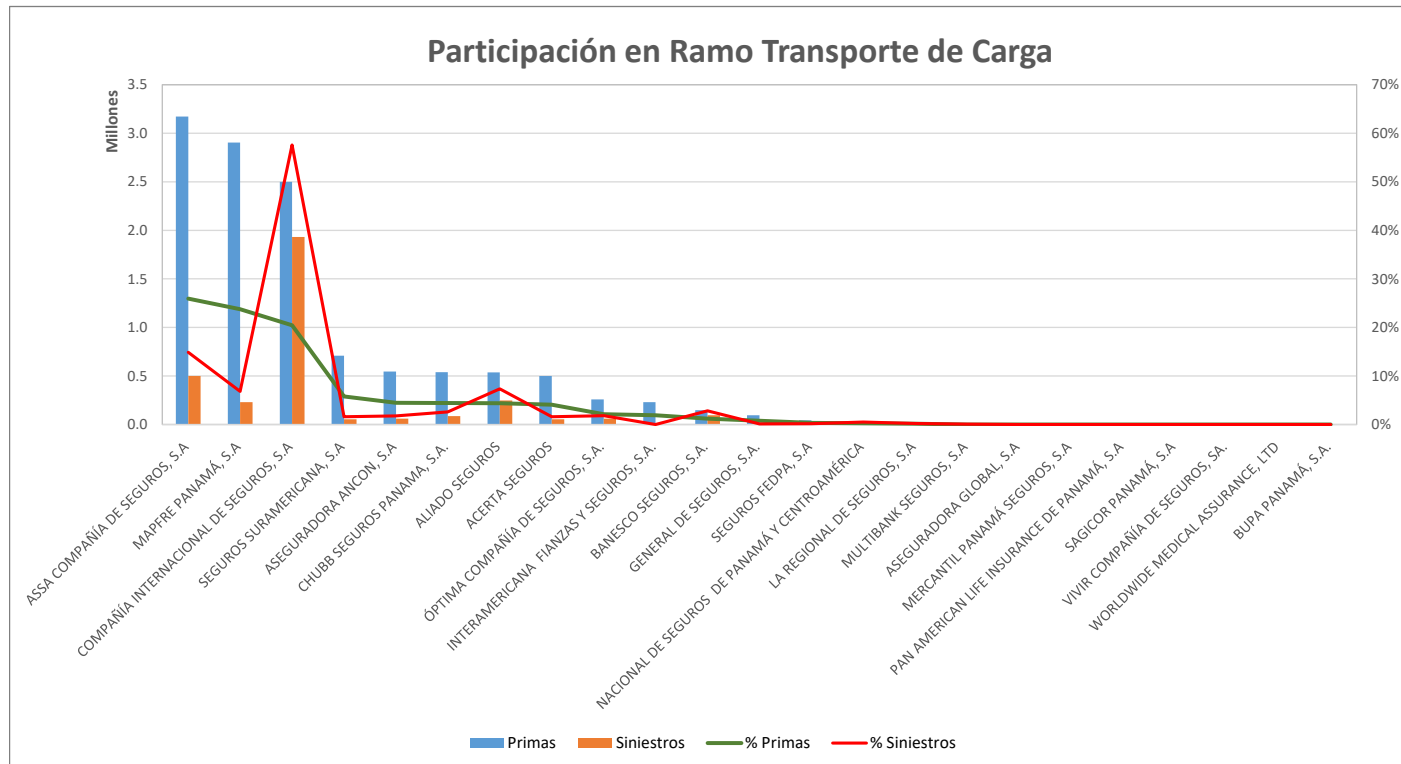
## Superintendencia de Seguros y Reaseguros de Panamá Participación de Mercado por Productos



### TRANSPORTE DE CARGA

AL 30 DE MAYO DE 2022

#	Compañía de Seguros	Primas	% Primas	#	Siniestros	% Siniestros	Sinestralidad Promedio
1	ASSA COMPAÑÍA DE SEGUROS, S.A	3,171,533.31	25.9%	2	499,154.21	14.9%	15.7%
2	MAPFRE PANAMÁ, S.A	2,904,077.07	23.7%	4	229,505.83	6.8%	7.9%
3	COMPAÑÍA INTERNACIONAL DE SEGUROS, S.A	2,499,180.57	20.4%	1	1,930,609.66	57.6%	77.2%
4	SEGUROS SURAMERICANA, S.A	707,933.14	5.8%	10	53,609.72	1.6%	7.6%
5	ASEGURADORA ANCON, S.A	545,270.41	4.5%	8	59,445.93	1.8%	10.9%
6	CHUBB SEGUROS PANAMA, S.A.	539,467.72	4.4%	6	86,650.34	2.6%	16.1%
7	ALIADO SEGUROS	537,389.27	4.4%	3	246,660.09	7.4%	45.9%
8	ACERTA SEGUROS	500,301.85	4.1%	9	54,182.76	1.6%	10.8%
9	ÓPTIMA COMPAÑÍA DE SEGUROS, S.A.	257,721.76	2.1%	7	61,204.06	1.8%	23.7%
10	INTERAMERICANA FIANZAS Y SEGUROS, S.A.	230,676.18	1.9%	16	0.00	0.0%	0.0%
11	BANESCO SEGUROS, S.A.	147,142.15	1.2%	5	95,137.85	2.8%	64.7%
12	GENERAL DE SEGUROS, S.A.	94,319.80	0.8%	14	4,079.90	0.1%	4.3%
13	SEGUROS FEDPA, S.A	43,331.77	0.4%	13	5,343.30	0.2%	12.3%
14	NACIONAL DE SEGUROS DE PANAMÁ Y CENTROAMÉRICA	29,845.69	0.2%	11	17,898.44	0.5%	60.0%
15	LA REGIONAL DE SEGUROS, S.A	21,084.39	0.2%	12	6,790.97	0.2%	32.2%
16	MULTIBANK SEGUROS, S.A	398.05	0.0%	15	2,351.99	0.1%	590.9%
17	ASEGURADORA GLOBAL, S.A	0.00	0.0%	17	0.00	0.0%	0.0%
18	MERCANTIL PANAMÁ SEGUROS, S.A	0.00	0.0%	18	0.00	0.0%	0.0%
19	PAN AMERICAN LIFE INSURANCE DE PANAMÁ, S.A	0.00	0.0%	19	0.00	0.0%	0.0%
20	SAGICOR PANAMÁ, S.A	0.00	0.0%	20	0.00	0.0%	0.0%
21	VIVIR COMPAÑÍA DE SEGUROS, SA.	0.00	0.0%	21	0.00	0.0%	0.0%
22	WORLDWIDE MEDICAL ASSURANCE, LTD	0.00	0.0%	22	0.00	0.0%	0.0%
23	BUPA PANAMÁ, S.A.	0.00	0.0%	23	0.00	0.0%	0.0%
<b>TOTAL</b>		<b>\$12,229,673.13</b>	<b>100%</b>		<b>\$3,352,625.05</b>	<b>100%</b>	<b>27.4%</b>





# Superintendencia de Seguros y Reaseguros de Panamá

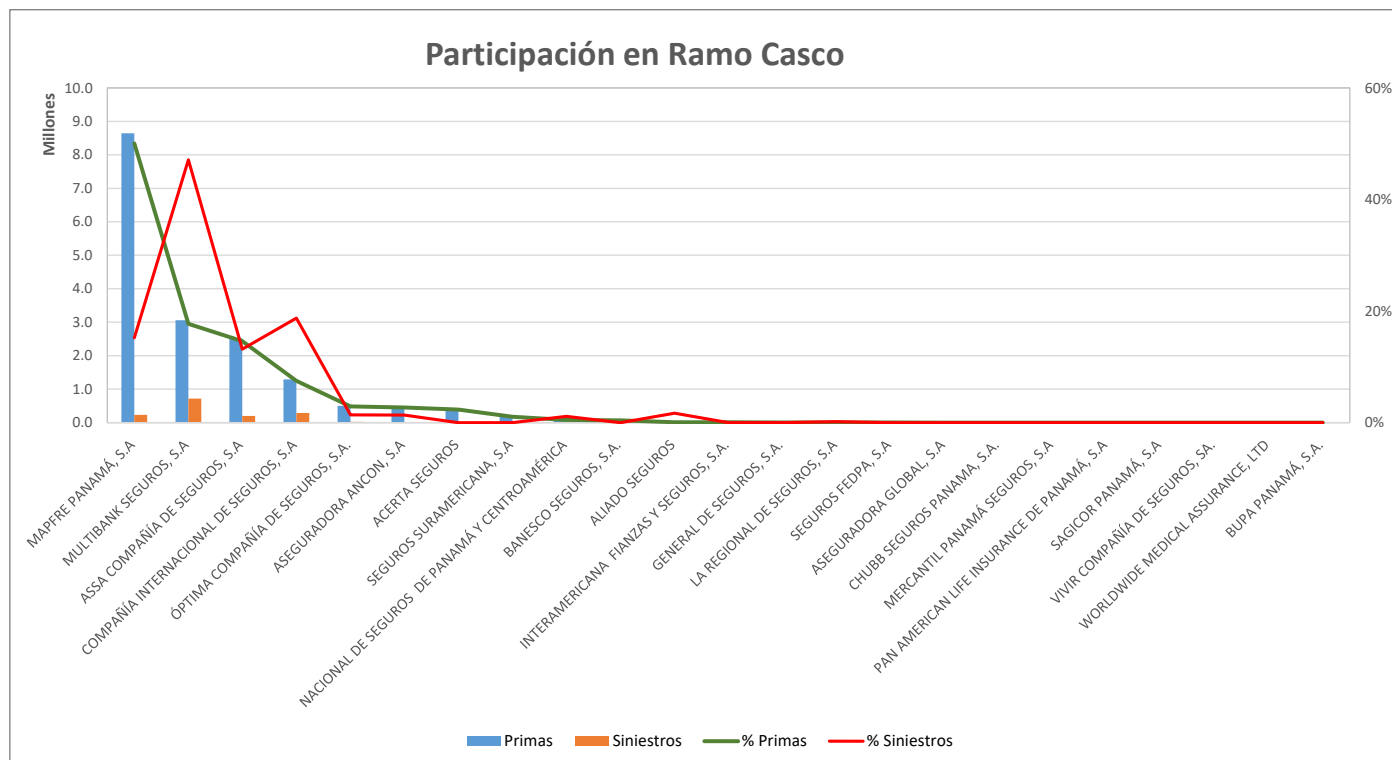
## Participación de Mercado por Productos



### RAMO DE CASCO

AL 30 DE MAYO DE 2022

#	Compañía de Seguros	Primas	% Primas	#	Siniestros	% Siniestros	Sinestralidad Promedio
1	MAPFRE PANAMÁ, S.A	8,647,504.43	50.0%	3	232,591.87	15.2%	2.7%
2	MULTIBANK SEGUROS, S.A	3,058,450.71	17.7%	1	720,000.00	47.1%	23.5%
3	ASSA COMPAÑÍA DE SEGUROS, S.A	2,521,989.02	14.6%	4	201,199.80	13.2%	8.0%
4	COMPAÑÍA INTERNACIONAL DE SEGUROS, S.A	1,295,168.81	7.5%	2	286,303.42	18.7%	22.1%
5	ÓPTIMA COMPAÑÍA DE SEGUROS, S.A.	505,221.96	2.9%	6	21,417.09	1.4%	4.2%
6	ASEGURADORA ANCON, S.A	472,176.99	2.7%	7	20,678.97	1.4%	4.4%
7	ACERTA SEGUROS	407,108.89	2.4%	11	44.56	0.0%	0.0%
8	SEGUROS SURAMERICANA, S.A	181,912.79	1.1%	13	0.00	0.0%	0.0%
9	NACIONAL DE SEGUROS DE PANAMÁ Y CENTROAMÉRICA	82,210.54	0.5%	8	17,209.73	1.1%	20.9%
10	BANESCO SEGUROS, S.A.	71,470.88	0.4%	12	34.36	0.0%	0.0%
11	ALIADO SEGUROS	12,577.45	0.1%	5	25,833.85	1.7%	205.4%
12	INTERAMERICANA FIANZAS Y SEGUROS, S.A.	9,049.68	0.1%	14	0.00	0.0%	0.0%
13	GENERAL DE SEGUROS, S.A.	6,218.96	0.0%	15	0.00	0.0%	0.0%
14	LA REGIONAL DE SEGUROS, S.A	4,739.89	0.0%	9	2,851.53	0.2%	60.2%
15	SEGUROS FEDPA, S.A	3,389.69	0.0%	10	162.52	0.0%	4.8%
16	ASEGURADORA GLOBAL, S.A	0.00	0.0%	16	0.00	0.0%	0.0%
17	CHUBB SEGUROS PANAMA, S.A.	0.00	0.0%	17	0.00	0.0%	0.0%
18	MERCANTIL PANAMÁ SEGUROS, S.A	0.00	0.0%	18	0.00	0.0%	0.0%
19	PAN AMERICAN LIFE INSURANCE DE PANAMÁ, S.A	0.00	0.0%	19	0.00	0.0%	0.0%
20	SAGICOR PANAMÁ, S.A	0.00	0.0%	20	0.00	0.0%	0.0%
21	VIVIR COMPAÑÍA DE SEGUROS, SA.	0.00	0.0%	21	0.00	0.0%	0.0%
22	WORLDWIDE MEDICAL ASSURANCE, LTD	0.00	0.0%	22	0.00	0.0%	0.0%
23	BUPA PANAMÁ, S.A.	0.00	0.0%	23	0.00	0.0%	0.0%
<b>TOTAL</b>		<b>\$17,279,190.69</b>	<b>100%</b>		<b>\$1,528,327.70</b>	<b>100%</b>	<b>8.8%</b>



# Superintendencia de Seguros y Reaseguros de Panamá

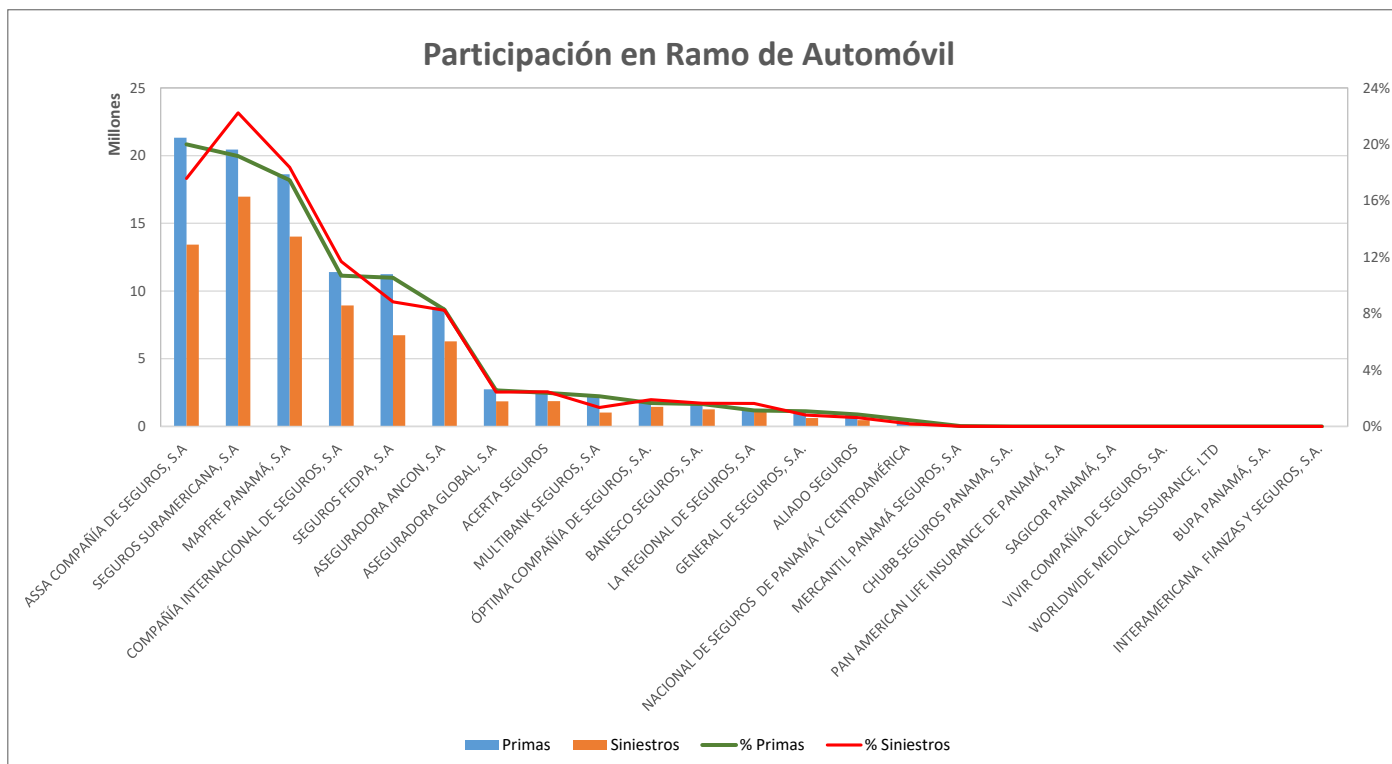
## Participación de Mercado por Productos



### AUTOMÓVIL

AL 30 DE MAYO DE 2022

#	Compañía de Seguros	Primas	% Primas	#	Siniestros	% Siniestros	Sinestralidad Promedio
1	ASSA COMPAÑÍA DE SEGUROS, S.A	21,328,579.20	20.0%	3	13,421,659.44	17.6%	62.9%
2	SEGUROS SURAMERICANA, S.A	20,446,706.50	19.2%	1	16,973,665.19	22.2%	83.0%
3	MAPFRE PANAMÁ, S.A	18,625,328.37	17.5%	2	14,027,171.23	18.4%	75.3%
4	COMPAÑÍA INTERNACIONAL DE SEGUROS, S.A	11,400,393.52	10.7%	4	8,931,993.76	11.7%	78.3%
5	SEGUROS FEDPA, S.A	11,241,746.48	10.5%	5	6,738,884.64	8.8%	59.9%
6	ASEGURADORA ANCON, S.A	8,823,569.06	8.3%	6	6,285,187.61	8.2%	71.2%
7	ASEGURADORA GLOBAL, S.A	2,735,353.69	2.6%	8	1,859,967.15	2.4%	68.0%
8	ACERTA SEGUROS	2,534,529.37	2.4%	7	1,874,227.78	2.5%	73.9%
9	MULTIBANK SEGUROS, S.A	2,281,044.39	2.1%	12	1,027,119.64	1.3%	45.0%
10	ÓPTIMA COMPAÑÍA DE SEGUROS, S.A.	1,774,711.33	1.7%	9	1,450,309.42	1.9%	81.7%
11	BANESCO SEGUROS, S.A.	1,695,295.00	1.6%	10	1,256,799.24	1.6%	74.1%
12	LA REGIONAL DE SEGUROS, S.A	1,209,752.88	1.1%	11	1,244,444.66	1.6%	102.9%
13	GENERAL DE SEGUROS, S.A.	1,144,034.44	1.1%	13	619,862.03	0.8%	54.2%
14	ALIADO SEGUROS	913,537.92	0.9%	14	472,693.75	0.6%	51.7%
15	NACIONAL DE SEGUROS DE PANAMÁ Y CENTROAMÉRICA	468,683.31	0.4%	15	148,774.46	0.2%	31.7%
16	MERCANTIL PANAMÁ SEGUROS, S.A	22,672.48	0.0%	16	13,136.24	0.0%	57.9%
17	CHUBB SEGUROS PANAMA, S.A.	0.00	0.0%	17	0.00	0.0%	0.0%
18	PAN AMERICAN LIFE INSURANCE DE PANAMÁ, S.A	0.00	0.0%	18	0.00	0.0%	0.0%
19	SAGICOR PANAMÁ, S.A	0.00	0.0%	19	0.00	0.0%	0.0%
20	VIVIR COMPAÑÍA DE SEGUROS, SA.	0.00	0.0%	20	0.00	0.0%	0.0%
21	WORLDWIDE MEDICAL ASSURANCE, LTD	0.00	0.0%	21	0.00	0.0%	0.0%
22	BUPA PANAMÁ, S.A.	0.00	0.0%	22	0.00	0.0%	0.0%
23	INTERAMERICANA FIANZAS Y SEGUROS, S.A.	0.00	0.0%	23	0.00	0.0%	0.0%
<b>TOTAL</b>		<b>\$106,645,937.94</b>	<b>100%</b>		<b>\$76,345,896.24</b>	<b>100%</b>	<b>71.6%</b>



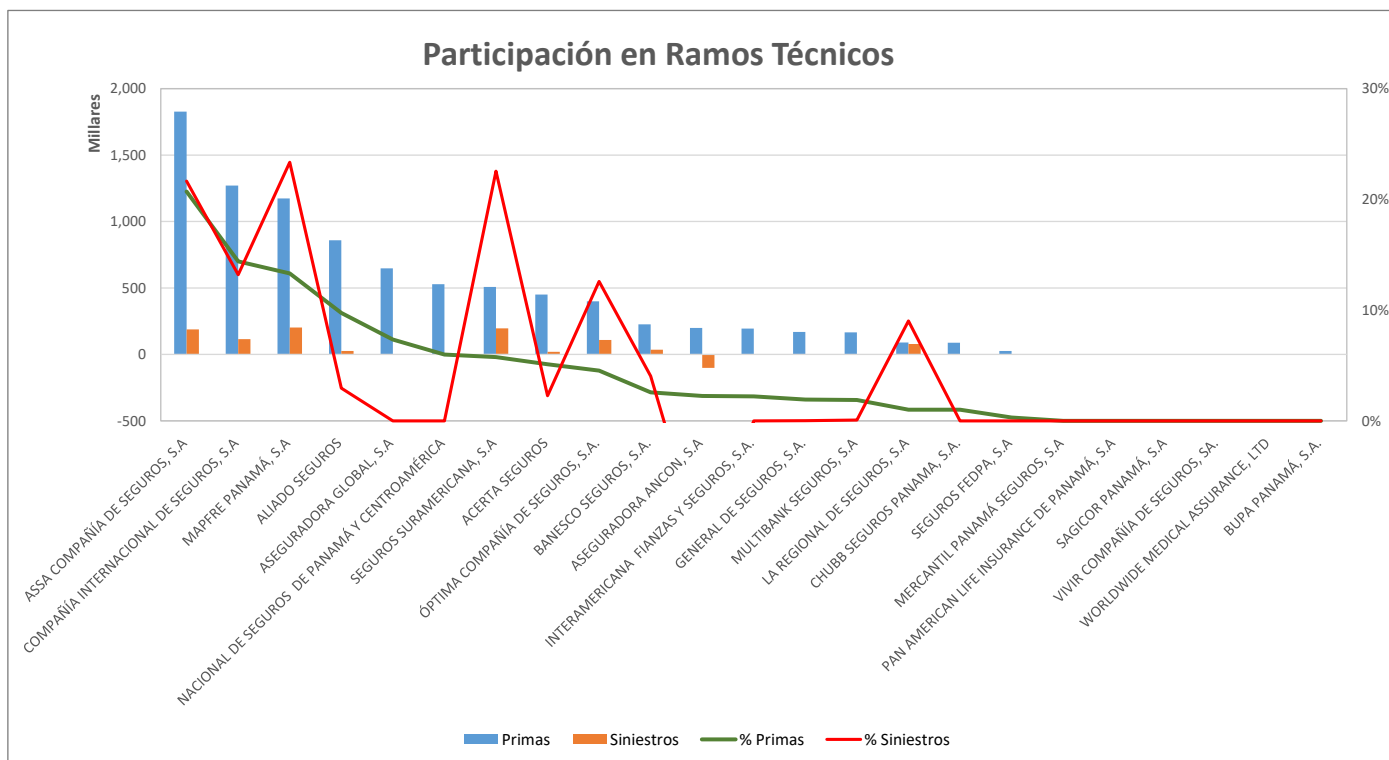
## Superintendencia de Seguros y Reaseguros de Panamá Participación de Mercado por Productos



### RAMOS TÉCNICOS

AL 30 DE MAYO DE 2022

#	Compañía de Seguros	Primas	% Primas	#	Siniestros	% Siniestros	Sinestralidad Promedio
1	ASSA COMPAÑÍA DE SEGUROS, S.A	1,827,121.46	20.7%	3	187,654.93	21.7%	10.3%
2	COMPAÑÍA INTERNACIONAL DE SEGUROS, S.A	1,269,840.39	14.4%	4	114,413.09	13.2%	9.0%
3	MAPFRE PANAMÁ, S.A	1,173,775.14	13.3%	1	202,366.15	23.4%	17.2%
4	ALIADO SEGUROS	859,443.10	9.7%	8	25,590.99	3.0%	3.0%
5	ASEGURADORA GLOBAL, S.A	647,792.70	7.3%	13	0.00	0.0%	0.0%
6	NACIONAL DE SEGUROS DE PANAMÁ Y CENTROAMÉRICA	528,607.23	6.0%	14	0.00	0.0%	0.0%
7	SEGUROS SURAMERICANA, S.A	507,799.68	5.8%	2	195,420.71	22.5%	38.5%
8	ACERTA SEGUROS	450,461.42	5.1%	9	19,619.03	2.3%	4.4%
9	ÓPTIMA COMPAÑÍA DE SEGUROS, S.A.	400,146.47	4.5%	5	109,157.49	12.6%	27.3%
10	BANESCO SEGUROS, S.A.	226,569.83	2.6%	7	35,040.99	4.0%	15.5%
11	ASEGURADORA ANCON, S.A	199,101.97	2.3%	23	-101,482.14	-11.7%	0.0%
12	INTERAMERICANA FIANZAS Y SEGUROS, S.A.	194,304.80	2.2%	15	0.00	0.0%	0.0%
13	GENERAL DE SEGUROS, S.A.	169,369.64	1.9%	11	94.83	0.0%	0.1%
14	MULTIBANK SEGUROS, S.A	166,165.80	1.9%	10	599.85	0.1%	0.4%
15	LA REGIONAL DE SEGUROS, S.A	88,889.80	1.0%	6	78,160.57	9.0%	87.9%
16	CHUBB SEGUROS PANAMA, S.A.	88,133.10	1.0%	16	0.00	0.0%	0.0%
17	SEGUROS FEDPA, S.A	26,412.30	0.3%	12	9.28	0.0%	0.0%
18	MERCANTIL PANAMÁ SEGUROS, S.A	0.00	0.0%	17	0.00	0.0%	0.0%
19	PAN AMERICAN LIFE INSURANCE DE PANAMÁ, S.A	0.00	0.0%	18	0.00	0.0%	0.0%
20	SAGICOR PANAMÁ, S.A	0.00	0.0%	19	0.00	0.0%	0.0%
21	VIVIR COMPAÑÍA DE SEGUROS, SA.	0.00	0.0%	20	0.00	0.0%	0.0%
22	WORLDWIDE MEDICAL ASSURANCE, LTD	0.00	0.0%	21	0.00	0.0%	0.0%
23	BUPA PANAMÁ, S.A.	0.00	0.0%	22	0.00	0.0%	0.0%
<b>TOTAL</b>		<b>\$8,823,934.83</b>	<b>100%</b>		<b>\$866,645.77</b>	<b>100%</b>	<b>9.8%</b>



# Superintendencia de Seguros y Reaseguros de Panamá Participación de Mercado por Productos



## RESPONSABILIDAD CIVIL

AL 30 DE MAYO DE 2022

#	Compañía de Seguros	Primas	% Primas	#	Siniestros	% Siniestros	Sinestralidad Promedio
1	ASSA COMPAÑÍA DE SEGUROS, S.A	5,865,877.59	32.9%	1	778,954.04	34.1%	13.3%
2	COMPAÑÍA INTERNACIONAL DE SEGUROS, S.A	3,633,967.52	20.4%	5	136,448.41	6.0%	3.8%
3	MAPFRE PANAMÁ, S.A	2,180,339.28	12.2%	3	289,677.60	12.7%	13.3%
4	SEGUROS SURAMERICANA, S.A	1,798,297.24	10.1%	2	525,819.77	23.1%	29.2%
5	CHUBB SEGUROS PANAMA, S.A.	1,019,869.88	5.7%	13	3,955.18	0.2%	0.4%
6	ÓPTIMA COMPAÑÍA DE SEGUROS, S.A.	844,615.98	4.7%	6	115,000.99	5.0%	13.6%
7	ASEGURADORA ANCON, S.A	506,750.77	2.8%	7	100,163.05	4.4%	19.8%
8	ACERTA SEGUROS	404,590.93	2.3%	9	32,252.22	1.4%	8.0%
9	NACIONAL DE SEGUROS DE PANAMÁ Y CENTROAMÉRICA	362,339.99	2.0%	15	2,984.05	0.1%	0.8%
10	BANESCO SEGUROS, S.A.	325,506.29	1.8%	4	158,476.30	6.9%	48.7%
11	ALIADO SEGUROS	263,298.66	1.5%	8	89,768.19	3.9%	34.1%
12	GENERAL DE SEGUROS, S.A.	255,309.64	1.4%	10	16,865.68	0.7%	6.6%
13	MERCANTIL PANAMÁ SEGUROS, S.A	152,413.34	0.9%	11	15,826.77	0.7%	10.4%
14	INTERAMERICANA FIANZAS Y SEGUROS, S.A.	82,901.83	0.5%	16	577.06	0.0%	0.7%
15	LA REGIONAL DE SEGUROS, S.A	63,286.74	0.4%	12	10,588.75	0.5%	16.7%
16	SEGUROS FEDPA, S.A	40,478.94	0.2%	17	425.04	0.0%	1.1%
17	MULTIBANK SEGUROS, S.A	9,624.91	0.1%	14	3,368.97	0.1%	35.0%
18	ASEGURADORA GLOBAL, S.A	0.00	0.0%	18	0.00	0.0%	0.0%
19	PAN AMERICAN LIFE INSURANCE DE PANAMÁ, S.A	0.00	0.0%	19	0.00	0.0%	0.0%
20	SAGICOR PANAMÁ, S.A	0.00	0.0%	20	0.00	0.0%	0.0%
21	VIVIR COMPAÑÍA DE SEGUROS, SA.	0.00	0.0%	21	0.00	0.0%	0.0%
22	WORLDWIDE MEDICAL ASSURANCE, LTD	0.00	0.0%	22	0.00	0.0%	0.0%
23	BUPA PANAMÁ, S.A.	0.00	0.0%	23	0.00	0.0%	0.0%
<b>TOTAL</b>		<b>\$17,809,469.53</b>	<b>100%</b>		<b>\$2,281,152.07</b>	<b>100%</b>	<b>12.8%</b>



# Superintendencia de Seguros y Reaseguros de Panamá

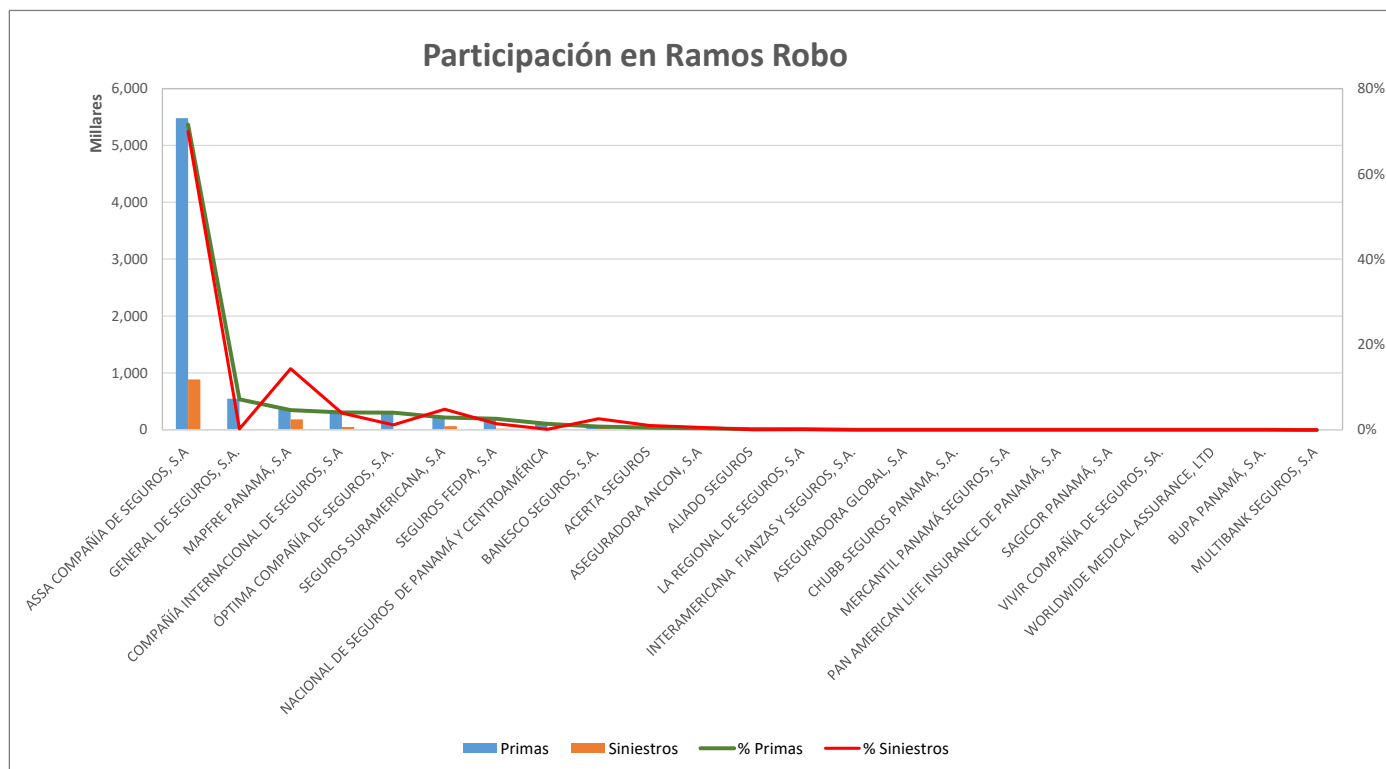
## Participación de Mercado por Productos



### RAMO DE ROBO

AL 30 DE MAYO DE 2022

#	Compañía de Seguros	Primas	% Primas	#	Siniestros	% Siniestros	Sinestralidad Promedio
1	ASSA COMPAÑÍA DE SEGUROS, S.A	5,479,042.40	71.6%	1	884,798.47	70.0%	16.1%
2	GENERAL DE SEGUROS, S.A.	546,531.01	7.1%	10	2,602.21	0.2%	0.5%
3	MAPFRE PANAMÁ, S.A	353,482.98	4.6%	2	180,934.69	14.3%	51.2%
4	COMPAÑÍA INTERNACIONAL DE SEGUROS, S.A	311,447.45	4.1%	4	49,118.47	3.9%	15.8%
5	ÓPTIMA COMPAÑÍA DE SEGUROS, S.A.	305,872.39	4.0%	7	14,249.59	1.1%	4.7%
6	SEGUROS SURAMERICANA, S.A	220,077.24	2.9%	3	60,880.47	4.8%	27.7%
7	SEGUROS FEDPA, S.A	196,914.62	2.6%	6	18,069.37	1.4%	9.2%
8	NACIONAL DE SEGUROS DE PANAMÁ Y CENTROAMÉRICA	105,022.42	1.4%	11	1,214.95	0.1%	1.2%
9	BANESCO SEGUROS, S.A.	54,573.13	0.7%	5	32,502.53	2.6%	59.6%
10	ACERTA SEGUROS	38,750.34	0.5%	8	12,685.54	1.0%	32.7%
11	ASEGURADORA ANCON, S.A	27,588.69	0.4%	9	6,993.32	0.6%	25.3%
12	ALIADO SEGUROS	11,777.57	0.2%	13	0.00	0.0%	0.0%
13	LA REGIONAL DE SEGUROS, S.A	9,931.83	0.1%	12	250.00	0.0%	2.5%
14	INTERAMERICANA FIANZAS Y SEGUROS, S.A.	0.00	0.0%	14	0.00	0.0%	0.0%
15	ASEGURADORA GLOBAL, S.A	0.00	0.0%	15	0.00	0.0%	0.0%
16	CHUBB SEGUROS PANAMA, S.A.	0.00	0.0%	16	0.00	0.0%	0.0%
17	MERCANTIL PANAMÁ SEGUROS, S.A	0.00	0.0%	17	0.00	0.0%	0.0%
18	PAN AMERICAN LIFE INSURANCE DE PANAMÁ, S.A	0.00	0.0%	18	0.00	0.0%	0.0%
19	SAGICOR PANAMÁ, S.A	0.00	0.0%	19	0.00	0.0%	0.0%
20	VIVIR COMPAÑÍA DE SEGUROS, SA.	0.00	0.0%	20	0.00	0.0%	0.0%
21	WORLDWIDE MEDICAL ASSURANCE, LTD	0.00	0.0%	21	0.00	0.0%	0.0%
22	BUPA PANAMÁ, S.A.	0.00	0.0%	22	0.00	0.0%	0.0%
23	MULTIBANK SEGUROS, S.A	-7,225.55	-0.1%	23	0.00	0.0%	0.0%
<b>TOTAL</b>		<b>\$7,653,786.52</b>	<b>100%</b>		<b>\$1,264,299.61</b>	<b>100%</b>	<b>16.5%</b>

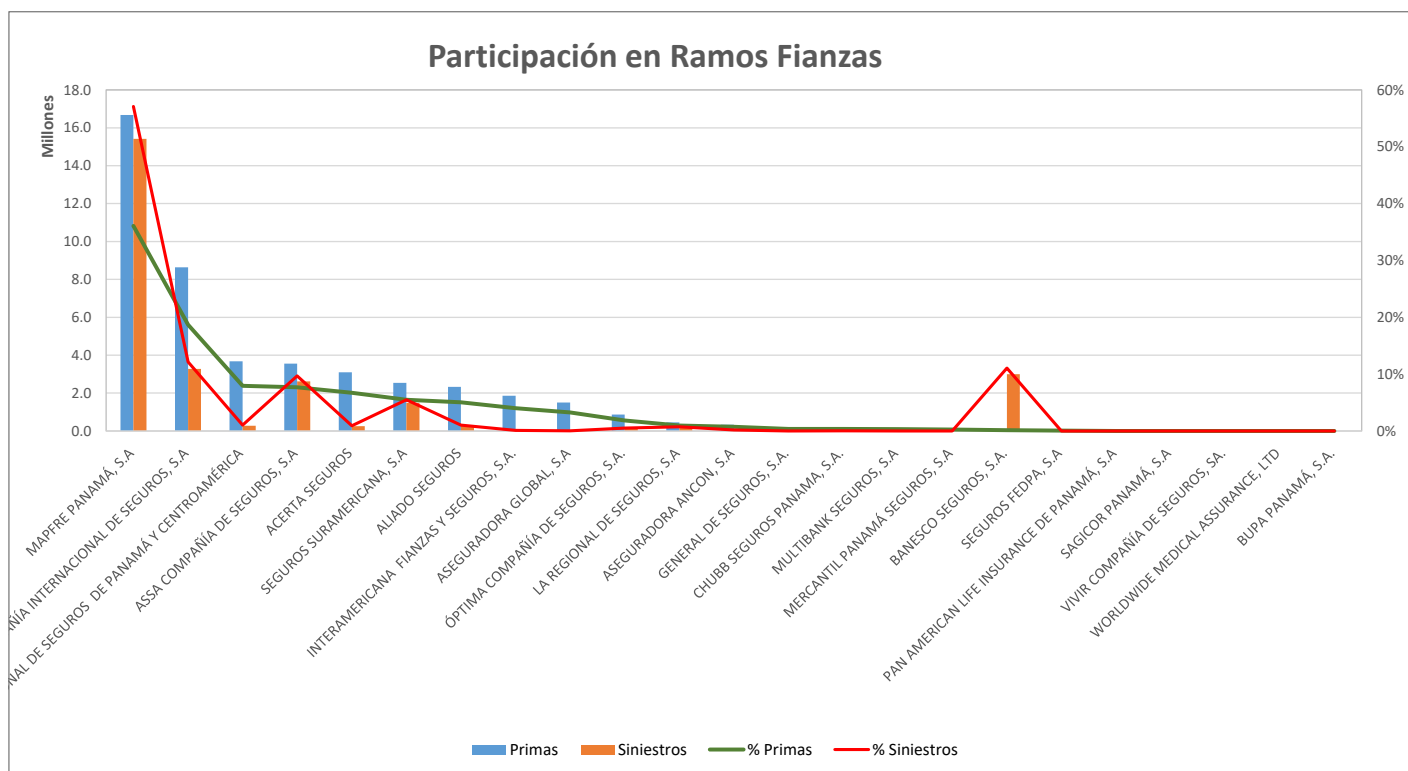


## Superintendencia de Seguros y Reaseguros de Panamá Participación de Mercado por Productos



### RAMO DE FIANZAS AL 30 DE MAYO DE 2022

#	Compañía de Seguros	Primas	% Primas	#	Siniestros	% Siniestros	Sinestralidad Promedio
1	MAPFRE PANAMÁ, S.A	16,680,364.88	36.1%	1	15,415,557.77	57.1%	92.4%
2	COMPAÑÍA INTERNACIONAL DE SEGUROS, S.A	8,641,220.93	18.7%	2	3,274,757.47	12.1%	37.9%
3	NACIONAL DE SEGUROS DE PANAMÁ Y CENTROAMÉRICA	3,674,564.52	7.9%	6	277,558.60	1.0%	7.6%
4	ASSA COMPAÑÍA DE SEGUROS, S.A	3,557,657.39	7.7%	4	2,613,033.93	9.7%	73.4%
5	ACERTA SEGUROS	3,102,217.22	6.7%	8	252,062.70	0.9%	8.1%
6	SEGUROS SURAMERICANA, S.A	2,538,766.85	5.5%	5	1,482,507.85	5.5%	58.4%
7	ALIADO SEGUROS	2,330,554.09	5.0%	7	276,869.23	1.0%	11.9%
8	INTERAMERICANA FIANZAS Y SEGUROS, S.A.	1,857,491.43	4.0%	12	23,682.88	0.1%	1.3%
9	ASEGURADORA GLOBAL, S.A	1,504,112.36	3.3%	14	4,100.00	0.0%	0.3%
10	ÓPTIMA COMPAÑÍA DE SEGUROS, S.A.	864,288.93	1.9%	10	137,483.75	0.5%	15.9%
11	LA REGIONAL DE SEGUROS, S.A	451,171.79	1.0%	9	196,593.15	0.7%	43.6%
12	ASEGURADORA ANCON, S.A	335,829.27	0.7%	11	53,175.60	0.2%	15.8%
13	GENERAL DE SEGUROS, S.A.	168,840.91	0.4%	16	0.00	0.0%	0.0%
14	CHUBB SEGUROS PANAMA, S.A.	163,497.96	0.4%	13	5,589.90	0.0%	3.4%
15	MULTIBANK SEGUROS, S.A	157,060.19	0.3%	17	0.00	0.0%	0.0%
16	MERCANTIL PANAMÁ SEGUROS, S.A	111,258.37	0.2%	18	0.00	0.0%	0.0%
17	BANESCO SEGUROS, S.A.	73,490.98	0.2%	3	2,991,295.43	11.1%	4070.3%
18	SEGUROS FEDPA, S.A	24,276.82	0.1%	15	43.55	0.0%	0.2%
19	PAN AMERICAN LIFE INSURANCE DE PANAMÁ, S.A	0.00	0.0%	19	0.00	0.0%	0.0%
20	SAGICOR PANAMÁ, S.A	0.00	0.0%	20	0.00	0.0%	0.0%
21	VIVIR COMPAÑÍA DE SEGUROS, SA.	0.00	0.0%	21	0.00	0.0%	0.0%
22	WORLDWIDE MEDICAL ASSURANCE, LTD	0.00	0.0%	22	0.00	0.0%	0.0%
23	BUPA PANAMÁ, S.A.	0.00	0.0%	23	0.00	0.0%	0.0%
<b>TOTAL</b>		<b>\$46,236,664.89</b>	<b>100%</b>		<b>\$27,004,311.81</b>	<b>100%</b>	<b>58.4%</b>



## Superintendencia de Seguros y Reaseguros de Panamá Participación de Mercado por Productos



### OTROS RAMOS

AL 30 DE MAYO DE 2022

#	Compañía de Seguros	Primas	% Primas	#	Siniestros	% Siniestros	Sinestralidad Promedio
1	COMPAÑÍA INTERNACIONAL DE SEGUROS, S.A	13,917,727.13	35.7%	1	5,461,516.43	65.6%	39.2%
2	GENERAL DE SEGUROS, S.A.	7,846,923.44	20.1%	3	604,855.14	7.3%	7.7%
3	ASSA COMPAÑÍA DE SEGUROS, S.A	6,815,922.58	17.5%	6	168,057.65	2.0%	2.5%
4	MAPFRE PANAMÁ, S.A	3,866,670.06	9.9%	2	1,399,621.21	16.8%	36.2%
5	SEGUROS SURAMERICANA, S.A	2,605,841.19	6.7%	5	223,023.13	2.7%	8.6%
6	ASEGURADORA GLOBAL, S.A	1,295,690.92	3.3%	9	28,587.14	0.3%	2.2%
7	MERCANTIL PANAMÁ SEGUROS, S.A	836,018.44	2.1%	12	5,222.22	0.1%	0.6%
8	NACIONAL DE SEGUROS DE PANAMÁ Y CENTROAMÉRICA	683,561.20	1.8%	10	18,743.35	0.2%	2.7%
9	MULTIBANK SEGUROS, S.A	303,314.48	0.8%	11	7,174.23	0.1%	2.4%
10	ÓPTIMA COMPAÑÍA DE SEGUROS, S.A.	277,343.15	0.7%	4	307,132.20	3.7%	110.7%
11	LA REGIONAL DE SEGUROS, S.A	243,364.16	0.6%	13	4,212.95	0.1%	1.7%
12	ALIADO SEGUROS	205,145.55	0.5%	7	53,196.17	0.6%	25.9%
13	ACERTA SEGUROS	54,600.62	0.1%	14	7.65	0.0%	0.0%
14	ASEGURADORA ANCON, S.A	28,563.77	0.1%	8	48,720.73	0.6%	170.6%
15	BANESCO SEGUROS, S.A.	19,538.25	0.1%	15	0.00	0.0%	0.0%
16	INTERAMERICANA FIANZAS Y SEGUROS, S.A.	2,635.00	0.0%	16	0.00	0.0%	0.0%
17	WORLDWIDE MEDICAL ASSURANCE, LTD	0.00	0.0%	17	0.00	0.0%	0.0%
18	VIVIR COMPAÑÍA DE SEGUROS, SA.	0.00	0.0%	18	0.00	0.0%	0.0%
19	SEGUROS FEDPA, S.A	0.00	0.0%	19	0.00	0.0%	0.0%
20	SAGICOR PANAMÁ, S.A	0.00	0.0%	20	0.00	0.0%	0.0%
21	PAN AMERICAN LIFE INSURANCE DE PANAMÁ, S.A	0.00	0.0%	21	0.00	0.0%	0.0%
22	CHUBB SEGUROS PANAMA, S.A.	0.00	0.0%	22	0.00	0.0%	0.0%
23	BUPA PANAMÁ, S.A.	0.00	0.0%	23	0.00	0.0%	0.0%
<b>TOTAL</b>		<b>\$39,002,859.94</b>	<b>100%</b>		<b>\$8,330,070.20</b>	<b>100%</b>	<b>21.4%</b>

