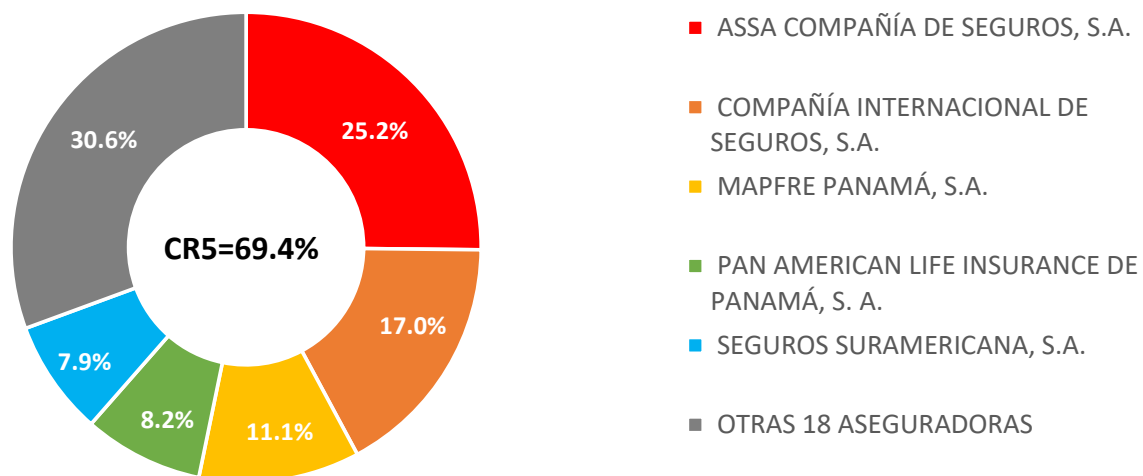


**SUPERINTENDENCIA DE SEGUROS Y REASEGUROS DE PANAMÁ**  
**PARTICIPACION DE TOTAL DE ACTIVOS DEL SECTOR SEGUROS**  
AL CIERRE DE CADA TRIMESTRE

| #   | COMPAÑÍAS DE SEGUROS                                | mar-20                 | jun-20                 | sep-20                 | dic-20                 | % Participación |              |
|---|---|------------------------|------------------------|------------------------|------------------------|-----------------|--------------|
| 1   | ASSA COMPAÑÍA DE SEGUROS, S.A.                      | 864,730,145            | 872,785,385            | 863,710,691            | 888,301,617            | 25%             | <b>69.4%</b> |
| 2   | COMPAÑÍA INTERNACIONAL DE SEGUROS, S.A.             | 547,097,582            | 573,775,599            | 567,282,887            | 599,478,120            | 17%             |              |
| 3   | MAPFRE PANAMÁ, S.A.                                 | 377,097,703            | 375,687,249            | 390,894,455            | 391,026,856            | 11%             |              |
| 4   | PAN AMERICAN LIFE INSURANCE DE PANAMÁ, S. A.        | 255,405,187            | 277,929,894            | 288,865,998            | 290,693,699            | 8%              |              |
| 5   | SEGUROS SURAMERICANA, S.A.                          | 259,617,353            | 273,182,366            | 273,045,278            | 279,913,498            | 8%              |              |
| 6   | GENERAL DE SEGUROS, S.A.                            | 255,806,944            | 260,454,966            | 267,367,174            | 265,775,851            | 8%              |              |
| 7   | MERCANTIL SEGUROS PANAMÁ, S.A.                      | 99,489,071             | 108,837,224            | 110,084,566            | 119,378,055            | 3%              | <b>30.6%</b> |
| 8   | ASEGURADORA ANCÓN, S.A.                             | 117,159,059            | 113,493,189            | 114,045,757            | 116,814,349            | 3%              |              |
| 9   | WORLDWIDE MEDICAL ASSURANCE LTD. CORP.              | 82,208,066             | 76,939,303             | 78,362,780             | 84,097,049             | 2%              |              |
| 10  | CHUBB SEGUROS PANAMÁ, S.A.                          | 60,549,117             | 64,554,196             | 64,719,390             | 62,468,180             | 2%              |              |
| 11  | ASEGURADORA GLOBAL, S.A.                            | 54,180,989             | 54,502,275             | 56,953,860             | 57,829,991             | 2%              |              |
| 12  | ACERTA COMPAÑÍA DE SEGUROS, S.A.                    | 46,847,028             | 49,293,347             | 50,960,921             | 52,724,868             | 1%              |              |
| 13  | NACIONAL DE SEGUROS DE PANAMÁ Y CENTROAMERICA, S.A. | 57,830,834             | 55,618,689             | 47,243,168             | 48,142,760             | 1%              |              |
| 14  | MULTIBANK SEGUROS, S.A.                             | 44,184,909             | 44,260,210             | 44,828,722             | 46,409,902             | 1%              |              |
| 15  | ALIADO SEGUROS, S.A.                                | 39,399,096             | 34,551,163             | 39,867,169             | 43,416,623             | 1%              |              |
| 16  | SEGUROS FEDPA, S.A.                                 | 41,905,943             | 42,125,909             | 43,126,524             | 42,948,127             | 1%              |              |
| 17  | OPTIMA COMPAÑÍA DE SEGUROS, S.A.                    | 32,932,671             | 27,622,869             | 27,708,584             | 34,765,534             | 1%              |              |
| 18  | BANESCO SEGUROS, S.A.                               | 28,983,008             | 28,166,846             | 29,136,832             | 30,650,293             | 1%              |              |
| 19  | LA REGIONAL DE SEGUROS, S.A.                        | 23,566,902             | 25,655,737             | 25,902,451             | 27,057,233             | 1%              |              |
| 20  | BUPA PANAMÁ, S.A.                                   | 12,819,291             | 13,644,389             | 13,742,769             | 14,707,045             | 0%              |              |
| 21  | VIVIR COMPAÑÍA DE SEGUROS, S.A.                     | 14,987,064             | 14,677,341             | 14,619,636             | 14,471,926             | 0%              |              |
| 22  | SAGICOR PANAMÁ, S.A.                                | 8,387,481              | 9,565,129              | 9,457,039              | 9,533,064              | 0%              |              |
| 23  | INTERAMERICANA DE FIANZAS Y SEGUROS, S.A.           | -                      | -                      | 7,468,033              | 8,977,771              | 0%              |              |
| <b>TOTAL DE ACTIVOS AL CIERRE DEL TRIMESTRE</b> |   | <b>\$3,325,185,444</b> | <b>\$3,397,323,276</b> | <b>\$3,429,394,682</b> | <b>\$3,529,582,410</b> | <b>100.0%</b>   |              |

**PARTICIPACION DE TOTAL DE ACTIVOS DEL SECTOR SEGUROS  
AL 31 DE DICIEMBRE DE 2020**

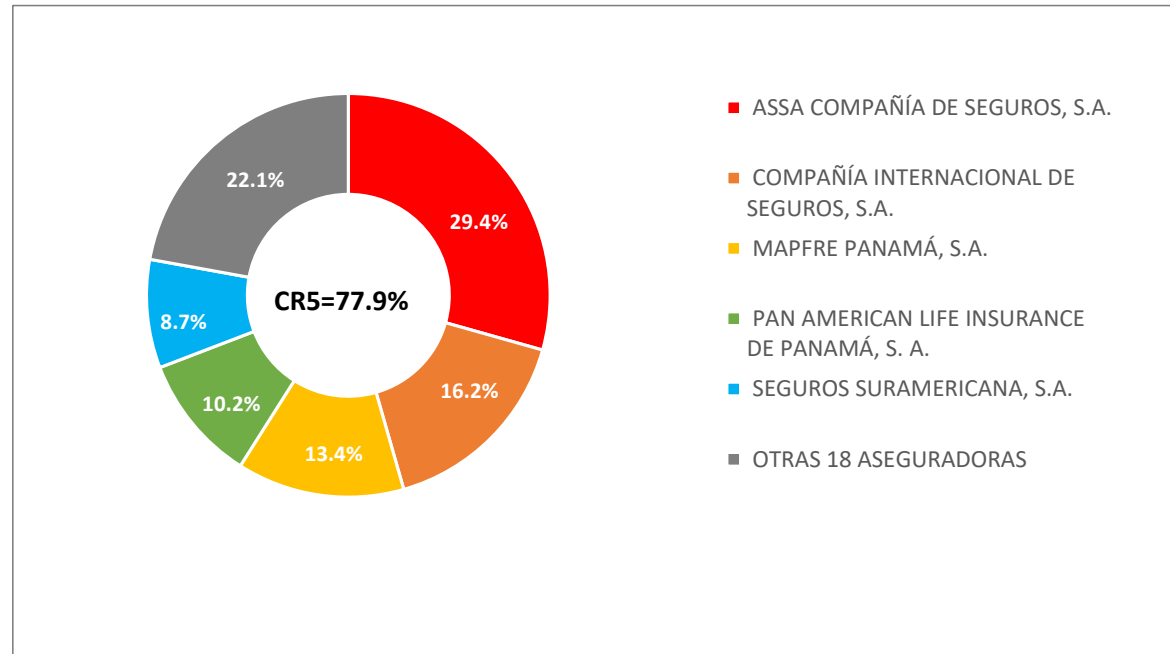


**Las 5 Aseguradoras con mayor concentración mantienen el 69.4% de los Activos del Sector, y las demás 18 Aseguradoras el 30.6% del Total del Activos del Sector**

**SUPERINTENDENCIA DE SEGUROS Y REASEGUROS DE PANAMÁ**  
**PARTICIPACION DE PASIVOS TOTAL DEL SECTOR SEGUROS**  
AL CIERRE DE CADA TRIMESTRE

| #   | COMPAÑÍAS DE SEGUROS                                | mar-20                 | jun-20                 | sep-20                 | dic-20                 | % Participación |              |
|---|---|------------------------|------------------------|------------------------|------------------------|-----------------|--------------|
| 1   | ASSA COMPAÑÍA DE SEGUROS, S.A.                      | 622,819,059            | 606,243,284            | 588,608,235            | 613,404,808            | 29%             | <b>77.9%</b> |
| 2   | COMPAÑÍA INTERNACIONAL DE SEGUROS, S.A.             | 322,217,826            | 332,866,259            | 318,454,908            | 338,419,449            | 16%             |              |
| 3   | MAPFRE PANAMÁ, S.A.                                 | 271,343,337            | 265,679,542            | 277,377,692            | 280,176,463            | 13%             |              |
| 4   | PAN AMERICAN LIFE INSURANCE DE PANAMÁ, S. A.        | 197,438,043            | 210,414,654            | 216,194,830            | 212,800,747            | 10%             |              |
| 5   | SEGUROS SURAMERICANA, S.A.                          | 174,098,403            | 180,913,103            | 177,858,911            | 181,386,354            | 9%              |              |
| 6   | GENERAL DE SEGUROS, S.A.                            | 69,705,861             | 68,023,703             | 68,356,948             | 59,909,307             | 3%              | <b>22.1%</b> |
| 7   | WORLDWIDE MEDICAL ASSURANCE LTD. CORP.              | 59,827,915             | 53,359,075             | 53,992,882             | 59,494,456             | 3%              |              |
| 8   | ASEGURADORA ANCÓN, S.A.                             | 69,960,700             | 65,128,999             | 55,177,968             | 58,124,936             | 3%              |              |
| 9   | MERCANTIL SEGUROS PANAMÁ, S.A.                      | 36,224,709             | 40,552,823             | 38,965,605             | 43,429,868             | 2%              |              |
| 10  | CHUBB SEGUROS PANAMÁ, S.A.                          | 29,920,827             | 32,982,220             | 32,092,453             | 34,087,309             | 2%              |              |
| 11  | NACIONAL DE SEGUROS DE PANAMÁ Y CENTROAMERICA, S.A. | 40,843,495             | 37,938,742             | 29,702,822             | 30,044,880             | 1%              |              |
| 12  | ACERTA COMPAÑÍA DE SEGUROS, S.A.                    | 22,670,068             | 24,160,648             | 25,742,909             | 27,061,063             | 1%              |              |
| 13  | ASEGURADORA GLOBAL, S.A.                            | 28,004,983             | 26,747,798             | 27,104,617             | 24,460,702             | 1%              |              |
| 14  | SEGUROS FEDPA, S.A.                                 | 24,457,577             | 23,797,011             | 24,673,174             | 24,140,332             | 1%              |              |
| 15  | OPTIMA COMPAÑÍA DE SEGUROS, S.A.                    | 20,786,983             | 14,865,951             | 14,486,272             | 20,970,292             | 1%              |              |
| 16  | LA REGIONAL DE SEGUROS, S.A.                        | 16,065,032             | 18,148,920             | 18,388,899             | 19,367,702             | 1%              |              |
| 17  | BANESCO SEGUROS, S.A.                               | 16,323,830             | 15,170,721             | 15,916,591             | 17,149,052             | 1%              |              |
| 18  | ALIADO SEGUROS, S.A.                                | 14,412,047             | 9,042,684              | 13,784,519             | 16,658,173             | 1%              |              |
| 19  | MULTIBANK SEGUROS, S.A.                             | 15,213,811             | 14,163,853             | 14,162,940             | 14,586,316             | 1%              |              |
| 20  | BUPA PANAMÁ, S.A.                                   | 5,166,954              | 5,071,748              | 4,941,467              | 5,657,428              | 0%              |              |
| 21  | SAGICOR PANAMÁ, S.A.                                | 2,874,117              | 3,660,336              | 3,427,948              | 3,314,778              | 0%              |              |
| 22  | VIVIR COMPAÑÍA DE SEGUROS, S.A.                     | 1,482,331              | 1,870,352              | 1,760,253              | 2,077,754              | 0%              |              |
| 23  | INTERAMERICANA DE FIANZAS Y SEGUROS, S.A.           | -                      | -                      | 536,273                | 1,908,869              | 0%              |              |
| <b>TOTAL DE PASIVOS AL CIERRE DEL TRIMESTRE</b> |   | <b>\$2,061,857,910</b> | <b>\$2,050,802,427</b> | <b>\$2,021,709,114</b> | <b>\$2,088,631,039</b> | <b>100.0%</b>   |              |

**PARTICIPACION DE PASIVOS TOTAL DEL SECTOR SEGUROS  
AL 31 DE DICIEMBRE DE 2020**



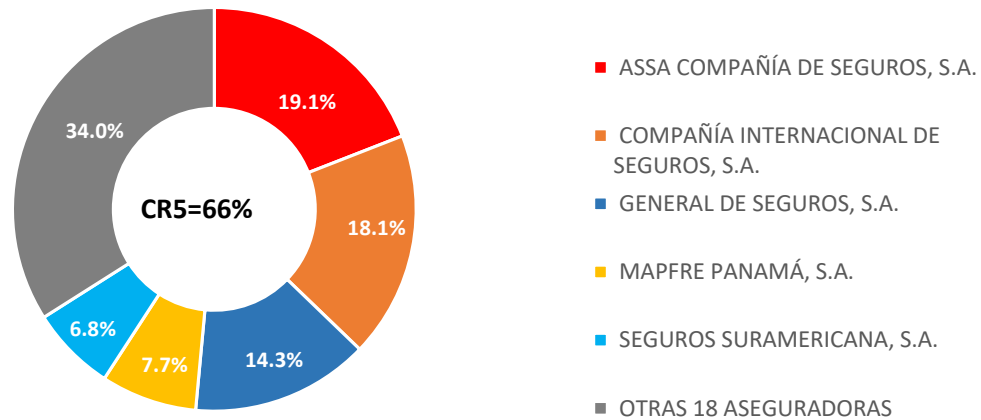
**Las 5 Aseguradoras con mayor concentración mantienen el 77.9% de los Pasivos del Sector, y las demás 18 Aseguradoras el 22.1% del Total de los Pasivos del Sector**

**SUPERINTENDENCIA DE SEGUROS Y REASEGUROS DE PANAMÁ**  
**PARTICIPACION DE PATRIMONIO TOTAL DEL SECTOR SEGUROS**

AL CIERRE DE CADA TRIMESTRE

| #  | COMPAÑÍAS DE SEGUROS                                | mar-20                 | jun-20                 | sep-20                 | dic-20                 | % Participación |              |
|--|---|------------------------|------------------------|------------------------|------------------------|-----------------|--------------|
| 1  | ASSA COMPAÑÍA DE SEGUROS, S.A.                      | 241,911,086            | 266,542,101            | 275,102,456            | 274,896,809            | 19%             | <b>66.0%</b> |
| 2  | COMPAÑÍA INTERNACIONAL DE SEGUROS, S.A.             | 224,879,756            | 240,909,340            | 248,827,979            | 261,058,670            | 18%             |              |
| 3  | GENERAL DE SEGUROS, S.A.                            | 186,101,083            | 192,431,262            | 199,010,226            | 205,866,544            | 14%             |              |
| 4  | MAPFRE PANAMÁ, S.A.                                 | 105,754,365            | 110,007,708            | 113,516,763            | 110,850,392            | 8%              |              |
| 5  | SEGUROS SURAMERICANA, S.A.                          | 85,518,950             | 92,269,263             | 95,186,367             | 98,527,144             | 7%              |              |
| 6  | PAN AMERICAN LIFE INSURANCE DE PANAMÁ, S. A.        | 57,967,144             | 67,515,240             | 72,671,169             | 77,892,952             | 5%              | <b>34.0%</b> |
| 7  | MERCANTIL SEGUROS PANAMÁ, S.A.                      | 63,264,361             | 68,284,401             | 71,118,960             | 75,948,187             | 5%              |              |
| 8  | ASEGURADORA ANCÓN, S.A.                             | 47,198,359             | 48,364,190             | 58,867,789             | 58,689,413             | 4%              |              |
| 9  | ASEGURADORA GLOBAL, S.A.                            | 26,176,006             | 27,754,476             | 29,849,243             | 33,369,289             | 2%              |              |
| 10   | MULTIBANK SEGUROS, S.A.                             | 28,971,098             | 30,096,357             | 30,665,782             | 31,823,586             | 2%              |              |
| 11   | CHUBB SEGUROS PANAMÁ, S.A.                          | 30,628,290             | 31,571,976             | 32,626,937             | 28,380,871             | 2%              |              |
| 12   | ALIADO SEGUROS, S.A.                                | 24,987,049             | 25,508,479             | 26,082,650             | 26,758,450             | 2%              |              |
| 13   | ACERTA COMPAÑÍA DE SEGUROS, S.A.                    | 24,176,960             | 25,132,699             | 25,218,012             | 25,663,805             | 2%              |              |
| 14   | WORLDWIDE MEDICAL ASSURANCE LTD. CORP.              | 22,380,151             | 23,580,228             | 24,369,898             | 24,602,593             | 2%              |              |
| 15   | SEGUROS FEDPA, S.A.                                 | 17,448,366             | 18,328,898             | 18,453,351             | 18,807,794             | 1%              |              |
| 16   | NACIONAL DE SEGUROS DE PANAMÁ Y CENTROAMERICA, S.A. | 16,987,339             | 17,679,948             | 17,540,346             | 18,097,880             | 1%              |              |
| 17   | OPTIMA COMPAÑÍA DE SEGUROS, S.A.                    | 12,145,688             | 12,756,917             | 13,222,311             | 13,795,243             | 1%              |              |
| 18   | BANESCO SEGUROS, S.A.                               | 12,659,178             | 12,996,125             | 13,220,241             | 13,501,241             | 1%              |              |
| 19   | VIVIR COMPAÑÍA DE SEGUROS, S.A.                     | 13,504,733             | 12,806,989             | 12,859,383             | 12,394,173             | 1%              |              |
| 20   | BUPA PANAMÁ, S.A.                                   | 7,652,336              | 8,572,641              | 8,801,302              | 9,049,616              | 1%              |              |
| 21   | LA REGIONAL DE SEGUROS, S.A.                        | 7,501,870              | 7,506,817              | 7,513,551              | 7,689,530              | 1%              |              |
| 22   | INTERAMERICANA DE FIANZAS Y SEGUROS, S.A.           | -                      | -                      | 6,931,760              | 7,068,902              | 0%              |              |
| 23   | SAGICOR PANAMÁ, S.A.                                | 5,513,364              | 5,904,793              | 6,029,092              | 6,218,286              | 0%              |              |
| <b>TOTAL DE PATRIMONIO AL CIERRE DEL TRIMESTRE</b> |   | <b>\$1,263,327,534</b> | <b>\$1,346,520,849</b> | <b>\$1,407,685,568</b> | <b>\$1,440,951,371</b> | <b>100.0%</b>   |              |

**PARTICIPACION DE PATRIMONIO TOTAL DEL SECTOR SEGUROS  
AL 31 DE DICIEMBRE DE 2020**

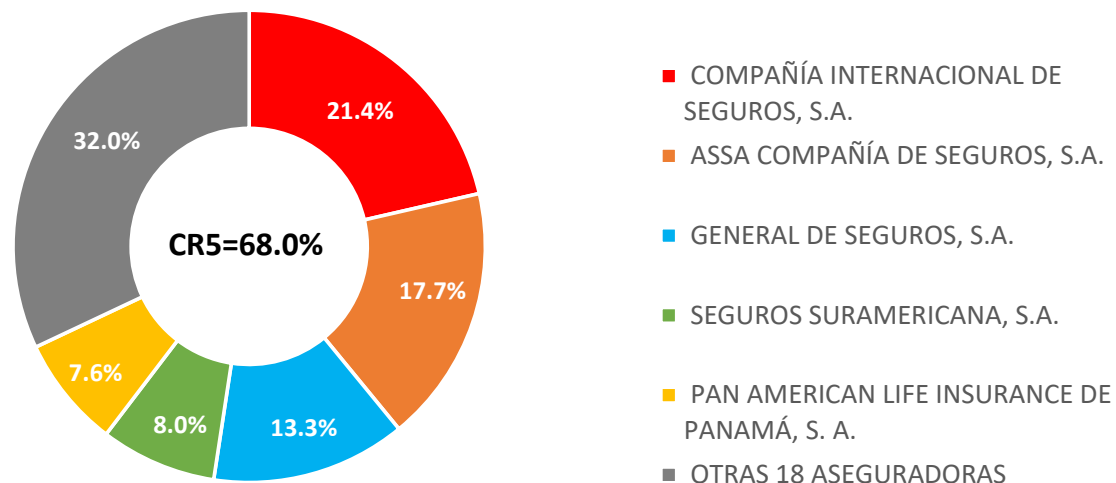


**Las 5 Aseguradoras con mayor concentración mantienen el 66.0% del Patrimonio del Sector, y las demás 18 Aseguradoras el 34.0% del Total del Patrimonio del Sector**

**SUPERINTENDENCIA DE SEGUROS Y REASEGUROS DE PANAMÁ**  
**PARTICIPACION DE UTILIDADES NETAS TOTALES DEL SECTOR SEGUROS**  
AL CIERRE DE CADA TRIMESTRE

| #  | COMPAÑÍAS DE SEGUROS                                | mar-20              | jun-20               | sep-20               | dic-20               | % Participación |       |
|--|---|---------------------|----------------------|----------------------|----------------------|-----------------|-------|
| 1  | COMPAÑÍA INTERNACIONAL DE SEGUROS, S.A.             | (4,507,661)         | 10,264,597           | 28,374,674           | 40,155,780           | 21%             | 68.0% |
| 2  | ASSA COMPAÑÍA DE SEGUROS, S.A.                      | 9,490,725           | 26,027,657           | 32,496,629           | 33,132,086           | 18%             |       |
| 3  | GENERAL DE SEGUROS, S.A.                            | 6,120,434           | 12,701,741           | 18,748,705           | 25,033,823           | 13%             |       |
| 4  | SEGUROS SURAMERICANA, S.A.                          | 1,645,205           | 8,170,385            | 11,081,300           | 14,925,656           | 8%              |       |
| 5  | PAN AMERICAN LIFE INSURANCE DE PANAMÁ, S. A.        | 3,694,070           | 12,243,753           | 14,675,751           | 14,300,889           | 8%              |       |
| 6  | MAPFRE PANAMÁ, S.A.                                 | 4,079,898           | 7,929,016            | 11,317,532           | 14,106,030           | 8%              | 32.0% |
| 7  | MERCANTIL SEGUROS PANAMÁ, S.A.                      | 2,902,999           | 5,913,095            | 8,020,929            | 11,263,221           | 6%              |       |
| 8  | ASEGURADORA GLOBAL, S.A.                            | 1,674,300           | 3,572,150            | 6,292,840            | 9,604,291            | 5%              |       |
| 9  | CHUBB SEGUROS PANAMÁ, S.A.                          | 2,123,401           | 3,966,625            | 4,889,451            | 4,590,755            | 2%              |       |
| 10   | MULTIBANK SEGUROS, S.A.                             | 1,067,699           | 2,115,549            | 2,529,683            | 3,691,933            | 2%              |       |
| 11   | WORLDWIDE MEDICAL ASSURANCE LTD. CORP.              | 344,570             | 1,548,152            | 2,337,821            | 2,583,534            | 1%              |       |
| 12   | SEGUROS FEDPA, S.A.                                 | 918,247             | 1,785,338            | 2,201,020            | 2,441,582            | 1%              |       |
| 13   | ALIADO SEGUROS, S.A.                                | 571,403             | 1,092,833            | 1,667,004            | 2,342,804            | 1%              |       |
| 14   | ACERTA COMPAÑÍA DE SEGUROS, S.A.                    | 1,256,830           | 1,785,554            | 1,870,476            | 2,262,754            | 1%              |       |
| 15   | OPTIMA COMPAÑÍA DE SEGUROS, S.A.                    | 274,197             | 774,881              | 1,249,599            | 1,763,702            | 1%              |       |
| 16   | ASEGURADORA ANCÓN, S.A.                             | (409,426)           | 794,264              | 2,244,080            | 1,599,486            | 1%              |       |
| 17   | BUPA PANAMÁ, S.A.                                   | (21,915)            | 898,389              | 1,127,050            | 1,375,365            | 1%              |       |
| 18   | BANESCO SEGUROS, S.A.                               | 276,644             | 719,838              | 977,206              | 1,252,374            | 1%              |       |
| 19   | NACIONAL DE SEGUROS DE PANAMÁ Y CENTROAMERICA, S.A. | 309,433             | 1,014,924            | 864,582              | 1,193,665            | 1%              |       |
| 20   | LA REGIONAL DE SEGUROS, S.A.                        | 51,900              | 56,848               | 68,737               | 244,716              | 0%              |       |
| 21   | INTERAMERICANA DE FIANZAS Y SEGUROS, S.A.           | -                   | -                    | (125,359)            | 17,933               | 0%              |       |
| 22   | VIVIR COMPAÑÍA DE SEGUROS, S.A.                     | 43,821              | 383,727              | 429,871              | (43,640)             | 0%              |       |
| 23   | SAGICOR PANAMÁ, S.A.                                | (131,632)           | (115,952)            | (90,719)             | (228,497)            | 0%              |       |
| <b>TOTAL DE UTILIDADES NETAS AL CIERRE DEL TRIMESTRE</b> |   | <b>\$31,775,143</b> | <b>\$103,643,362</b> | <b>\$153,248,863</b> | <b>\$187,610,242</b> | <b>100.0%</b>   |       |

**PARTICIPACION DE UTILIDADES NETAS TOTALES DEL SECTOR SEGUROS  
AL 31 DE DICIEMBRE DE 2020**



**Las 5 Aseguradoras con mayor concentración mantienen el 68.0% de las Utilidades del Sector, y las demás 18 Aseguradoras el 32.0% del Total de las Utilidades del Sector**