

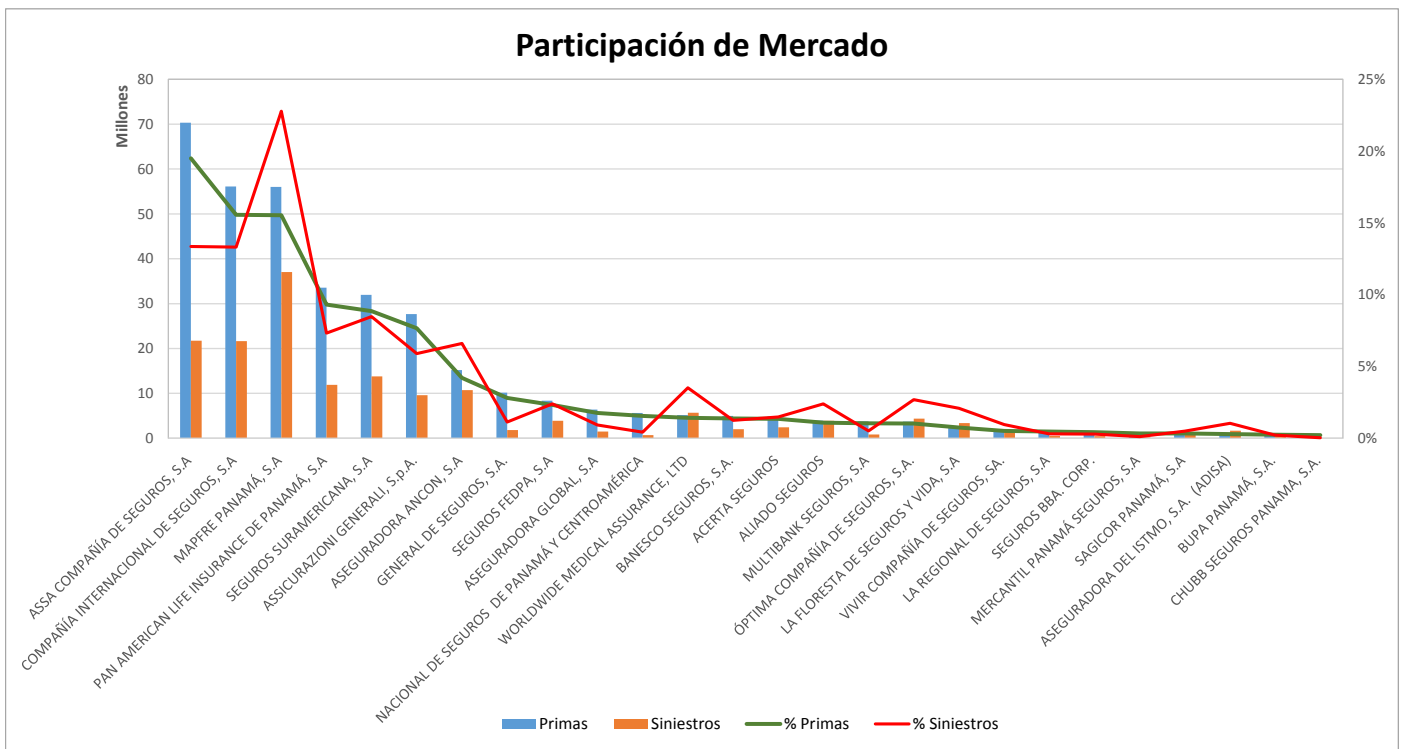
# Superintendencia de Seguros y Reaseguros de Panamá

## Participación de Mercado por Ramos



### PARTICIPACION DE MERCADO AL MES DE MARZO DE 2017

#	Compañía de Seguros	Primas	% Primas	#	Siniestros	% Siniestros	Sinestralidad Promedio
1	ASSA COMPAÑÍA DE SEGUROS, S.A	70,329,415.72	19.5%	2	21,739,552.87	13.4%	30.9%
2	COMPAÑÍA INTERNACIONAL DE SEGUROS, S.A	56,129,187.79	15.6%	3	21,655,827.36	13.3%	38.6%
3	MAPFRE PANAMÁ, S.A	56,036,681.39	15.5%	1	37,057,784.44	22.8%	66.1%
4	PAN AMERICAN LIFE INSURANCE DE PANAMÁ, S.A	33,558,354.51	9.3%	5	11,922,819.42	7.3%	35.5%
5	SEGUROS SURAMERICANA, S.A	31,958,450.12	8.9%	4	13,775,848.31	8.5%	43.1%
6	ASSICURAZIONI GENERALI, S.p.A.	27,655,961.08	7.7%	7	9,587,714.73	5.9%	34.7%
7	ASEGURADORA ANCON, S.A	15,178,008.76	4.2%	6	10,739,072.56	6.6%	70.8%
8	GENERAL DE SEGUROS, S.A.	10,137,763.46	2.8%	15	1,847,231.36	1.1%	18.2%
9	SEGUROS FEDPA, S.A	8,390,490.95	2.3%	10	3,901,258.69	2.4%	46.5%
10	ASEGURADORA GLOBAL, S.A	6,378,499.31	1.8%	18	1,494,941.13	0.9%	23.4%
11	NACIONAL DE SEGUROS DE PANAMÁ Y CENTROAMÉRICA	5,636,382.23	1.6%	21	689,675.71	0.4%	12.2%
12	WORLDWIDE MEDICAL ASSURANCE, LTD	5,155,512.61	1.4%	8	5,707,948.51	3.5%	110.7%
13	BANESCO SEGUROS, S.A.	4,971,382.98	1.4%	14	2,038,178.26	1.3%	41.0%
14	ACERTA SEGUROS	4,860,535.97	1.3%	13	2,423,316.50	1.5%	49.9%
15	ALIADO SEGUROS	3,924,181.44	1.1%	11	3,892,119.39	2.4%	99.2%
16	MULTIBANK SEGUROS, S.A	3,744,277.12	1.0%	19	834,562.83	0.5%	22.3%
17	ÓPTIMA COMPAÑÍA DE SEGUROS, S.A.	3,702,076.71	1.0%	9	4,382,186.89	2.7%	118.4%
18	LA FLORESTA DE SEGUROS Y VIDA, S.A	2,719,820.30	0.8%	12	3,399,701.20	2.1%	125.0%
19	VIVIR COMPAÑÍA DE SEGUROS, S.A.	1,843,904.64	0.5%	17	1,540,010.05	0.9%	83.5%
20	LA REGIONAL DE SEGUROS, S.A	1,690,595.04	0.5%	22	509,454.22	0.3%	30.1%
21	SEGUROS BBA. CORP.	1,544,344.02	0.4%	23	475,284.36	0.3%	30.8%
22	MERCANTIL PANAMÁ SEGUROS, S.A	1,223,219.90	0.3%	25	187,082.52	0.1%	15.3%
23	SAGICOR PANAMÁ, S.A	1,206,978.81	0.3%	20	802,330.46	0.5%	66.5%
24	ASEGURADORA DEL ISTMO, S.A. (ADISA)	1,035,403.21	0.3%	16	1,686,833.83	1.0%	162.9%
25	BUPA PANAMÁ, S.A.	910,315.74	0.3%	24	345,234.13	0.2%	37.9%
26	CHUBB SEGUROS PANAMA, S.A.	786,743.96	0.2%	26	55,677.89	0.0%	7.1%
<b>TOTAL</b>		<b>\$360,708,487.77</b>	<b>100%</b>		<b>\$162,691,647.62</b>	<b>100%</b>	<b>45.1%</b>



# Superintendencia de Seguros y Reaseguros de Panamá

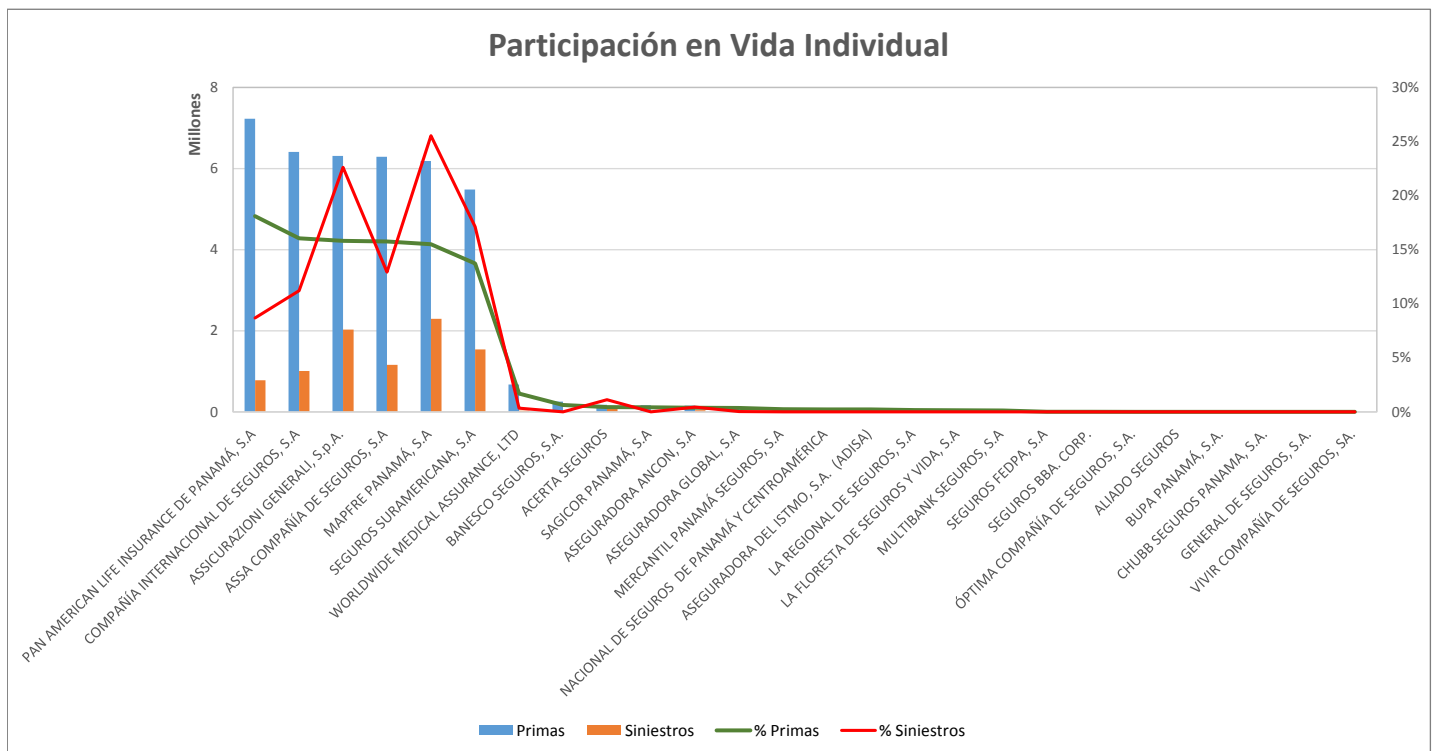
## Participación de Mercado por Ramos



### RAMO DE VIDA INDIVIDUAL

AL MES DE MARZO DE 2017

#	Compañía de Seguros	Primas	% Primas	#	Siniestros	% Siniestros	Sinestralidad Promedio
1	PAN AMERICAN LIFE INSURANCE DE PANAMÁ, S.A	7,225,615.20	18.1%	6	779,422.39	8.7%	10.8%
2	COMPAÑÍA INTERNACIONAL DE SEGUROS, S.A	6,409,598.17	16.1%	5	1,006,308.26	11.2%	15.7%
3	ASSICURAZIONI GENERALI, S.p.A.	6,310,824.05	15.8%	2	2,029,117.07	22.6%	32.2%
4	ASSA COMPAÑÍA DE SEGUROS, S.A	6,291,457.38	15.8%	4	1,159,260.61	12.9%	18.4%
5	MAPFRE PANAMÁ, S.A	6,187,377.39	15.5%	1	2,292,079.74	25.5%	37.0%
6	SEGUROS SURAMERICANA, S.A	5,481,261.55	13.7%	3	1,537,088.13	17.1%	28.0%
7	WORLDWIDE MEDICAL ASSURANCE, LTD	676,426.26	1.7%	9	30,000.00	0.3%	4.4%
8	BANESCO SEGUROS, S.A.	250,898.18	0.6%	11	0.00	0.0%	0.0%
9	ACERTA SEGUROS	176,332.62	0.4%	7	100,000.00	1.1%	56.7%
10	SAGICOR PANAMÁ, S.A	164,135.00	0.4%	12	0.00	0.0%	0.0%
11	ASEGURADORA ANCON, S.A	150,790.61	0.4%	8	40,000.00	0.4%	26.5%
12	ASEGURADORA GLOBAL, S.A	143,905.39	0.4%	10	3,300.00	0.0%	2.3%
13	MERCANTIL PANAMÁ SEGUROS, S.A	96,076.60	0.2%	13	0.00	0.0%	0.0%
14	NACIONAL DE SEGUROS DE PANAMÁ Y CENTROAMÉRICA	87,634.68	0.2%	14	0.00	0.0%	0.0%
15	ASEGURADORA DEL ISTMO, S.A. (ADISA)	87,336.73	0.2%	15	0.00	0.0%	0.0%
16	LA REGIONAL DE SEGUROS, S.A	66,482.83	0.2%	16	0.00	0.0%	0.0%
17	LA FLORESTA DE SEGUROS Y VIDA, S.A	54,738.90	0.1%	17	0.00	0.0%	0.0%
18	MULTIBANK SEGUROS, S.A	52,175.70	0.1%	18	0.00	0.0%	0.0%
19	SEGUROS FEDPA, S.A	7,037.92	0.0%	19	0.00	0.0%	0.0%
20	SEGUROS BBA. CORP.	2,738.47	0.0%	20	0.00	0.0%	0.0%
21	ÓPTIMA COMPAÑÍA DE SEGUROS, S.A.	0.00	0.0%	21	0.00	0.0%	0.0%
22	ALIADO SEGUROS	0.00	0.0%	22	0.00	0.0%	0.0%
23	BUPA PANAMÁ, S.A.	0.00	0.0%	23	0.00	0.0%	0.0%
24	CHUBB SEGUROS PANAMA, S.A.	0.00	0.0%	24	0.00	0.0%	0.0%
25	GENERAL DE SEGUROS, S.A.	0.00	0.0%	25	0.00	0.0%	0.0%
26	VIVIR COMPAÑÍA DE SEGUROS, SA.	0.00	0.0%	26	0.00	0.0%	0.0%
<b>TOTAL</b>		<b>\$39,922,843.63</b>	<b>100%</b>		<b>\$8,976,576.20</b>	<b>100%</b>	<b>22.5%</b>



# Superintendencia de Seguros y Reaseguros de Panamá

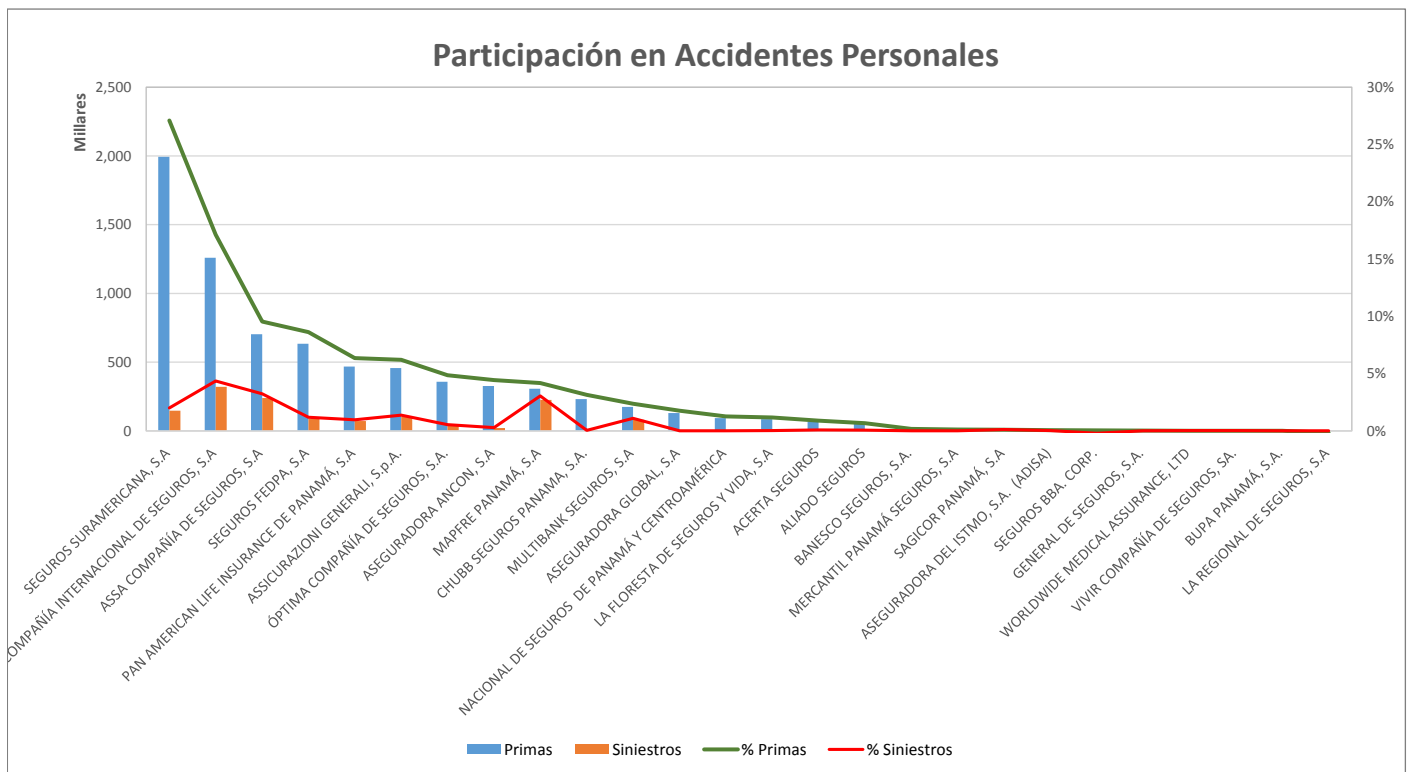
## Participación de Mercado por Ramos



### RAMO DE ACCIDENTES PERSONALES

AL MES DE MARZO DE 2017

#	Compañía de Seguros	Primas	% Primas	#	Siniestros	% Siniestros	Sinestralidad Promedio
1	SEGUROS SURAMERICANA, S.A	1,993,858.72	27.1%	4	147,281.09	2.0%	7.4%
2	COMPAÑÍA INTERNACIONAL DE SEGUROS, S.A	1,259,830.45	17.1%	1	320,461.33	4.4%	25.4%
3	ASSA COMPAÑÍA DE SEGUROS, S.A	702,361.07	9.5%	2	238,653.57	3.2%	34.0%
4	SEGUROS FEDPA, S.A	634,597.87	8.6%	6	87,178.83	1.2%	13.7%
5	PAN AMERICAN LIFE INSURANCE DE PANAMÁ, S.A	467,745.67	6.4%	8	71,825.14	1.0%	15.4%
6	ASSICURAZIONI GENERALI, S.p.A.	456,903.69	6.2%	5	101,622.33	1.4%	22.2%
7	ÓPTIMA COMPAÑÍA DE SEGUROS, S.A.	357,635.03	4.9%	9	39,509.80	0.5%	11.0%
8	ASEGURADORA ANCON, S.A	326,211.08	4.4%	10	20,702.93	0.3%	6.3%
9	MAPFRE PANAMÁ, S.A	306,659.73	4.2%	3	224,808.29	3.1%	73.3%
10	CHUBB SEGUROS PANAMA, S.A.	230,665.46	3.1%	14	3,425.00	0.0%	1.5%
11	MULTIBANK SEGUROS, S.A	174,016.91	2.4%	7	80,100.00	1.1%	46.0%
12	ASEGURADORA GLOBAL, S.A	129,098.52	1.8%	20	326.69	0.0%	0.3%
13	NACIONAL DE SEGUROS DE PANAMÁ Y CENTROAMÉRICA	92,348.47	1.3%	22	0.00	0.0%	0.0%
14	LA FLORESTA DE SEGUROS Y VIDA, S.A	85,487.90	1.2%	15	2,498.60	0.0%	2.9%
15	ACERTA SEGUROS	65,541.59	0.9%	12	5,510.26	0.1%	8.4%
16	ALIADO SEGUROS	49,108.92	0.7%	13	4,296.16	0.1%	8.7%
17	BANESCO SEGUROS, S.A.	12,289.82	0.2%	19	515.03	0.0%	4.2%
18	MERCANTIL PANAMÁ SEGUROS, S.A	8,171.43	0.1%	23	0.00	0.0%	0.0%
19	SAGICOR PANAMÁ, S.A	7,402.20	0.1%	11	8,238.06	0.1%	111.3%
20	ASEGURADORA DEL ISTMO, S.A. (ADISA)	4,244.46	0.1%	16	2,189.59	0.0%	51.6%
21	SEGUROS BBA. CORP.	3,998.61	0.1%	26	-15,401.62	-0.2%	0.0%
22	GENERAL DE SEGUROS, S.A.	1,460.33	0.0%	21	303.54	0.0%	20.8%
23	WORLDWIDE MEDICAL ASSURANCE, LTD	886.94	0.0%	17	1,755.06	0.0%	197.9%
24	VIVIR COMPAÑÍA DE SEGUROS, SA.	437.46	0.0%	18	1,313.51	0.0%	300.3%
25	BUPA PANAMÁ, S.A.	0.00	0.0%	24	0.00	0.0%	0.0%
26	LA REGIONAL DE SEGUROS, S.A	-12,714.63	-0.2%	25	0.00	0.0%	0.0%
<b>TOTAL</b>		<b>\$7,358,247.70</b>	<b>100%</b>		<b>\$1,347,113.19</b>	<b>100%</b>	<b>18.3%</b>



# Superintendencia de Seguros y Reaseguros de Panamá

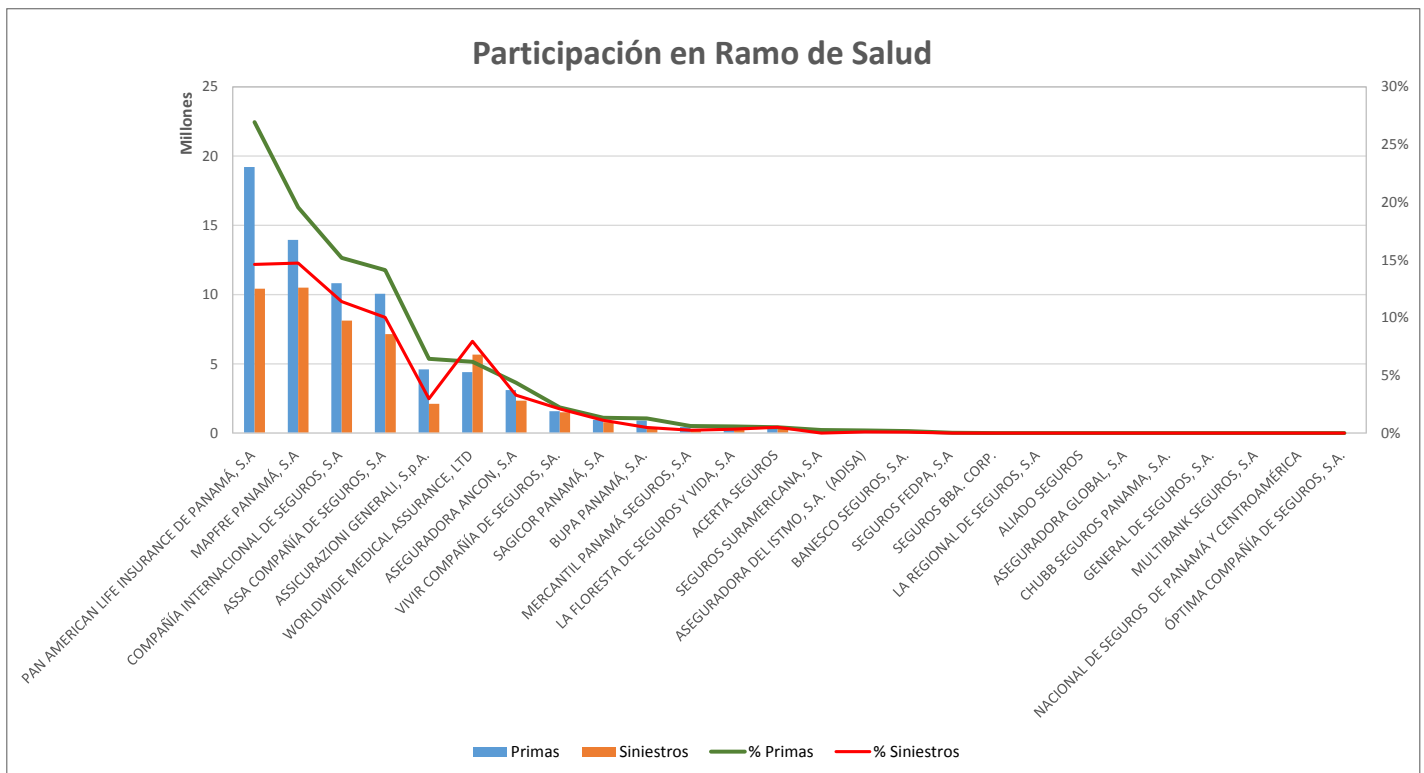
## Participación de Mercado por Ramos



### RAMO DE SALUD

AL MES DE MARZO DE 2017

#	Compañía de Seguros	Primas	% Primas	#	Siniestros	% Siniestros	Sinistralidad Promedio
1	PAN AMERICAN LIFE INSURANCE DE PANAMÁ, S.A	19,212,580.22	26.9%	2	10,421,478.21	14.6%	54.2%
2	MAPFRE PANAMÁ, S.A	13,943,181.02	19.6%	1	10,502,475.57	14.7%	75.3%
3	COMPAÑÍA INTERNACIONAL DE SEGUROS, S.A	10,822,373.37	15.2%	3	8,125,486.37	11.4%	75.1%
4	ASSA COMPAÑÍA DE SEGUROS, S.A	10,066,114.84	14.1%	4	7,141,363.49	10.0%	70.9%
5	ASSICURAZIONI GENERALI, S.p.A.	4,591,844.53	6.4%	7	2,117,312.53	3.0%	46.1%
6	WORLDWIDE MEDICAL ASSURANCE, LTD	4,398,119.02	6.2%	5	5,666,650.17	7.9%	128.8%
7	ASEGURADORA ANCON, S.A	3,106,926.77	4.4%	6	2,343,560.82	3.3%	75.4%
8	VIVIR COMPAÑÍA DE SEGUROS, SA.	1,582,200.15	2.2%	8	1,494,505.33	2.1%	94.5%
9	SAGICOR PANAMÁ, S.A	948,603.84	1.3%	9	789,092.40	1.1%	83.2%
10	BUPA PANAMÁ, S.A.	910,315.74	1.3%	11	345,234.13	0.5%	37.9%
11	MERCANTIL PANAMÁ SEGUROS, S.A	439,864.05	0.6%	13	180,425.46	0.3%	41.0%
12	LA FLORESTA DE SEGUROS Y VIDA, S.A	414,708.10	0.6%	12	246,449.20	0.3%	59.4%
13	ACERTA SEGUROS	359,563.51	0.5%	10	359,511.01	0.5%	100.0%
14	SEGUROS SURAMERICANA, S.A	189,328.79	0.3%	16	0.00	0.0%	0.0%
15	ASEGURADORA DEL ISTMO, S.A. (ADISA)	167,734.96	0.2%	14	74,714.29	0.1%	44.5%
16	BANESCO SEGUROS, S.A.	127,653.03	0.2%	15	60,591.13	0.1%	47.5%
17	SEGUROS FEDPA, S.A	19,849.70	0.0%	17	0.00	0.0%	0.0%
18	SEGUROS BBA. CORP.	0.00	0.0%	18	0.00	0.0%	0.0%
19	LA REGIONAL DE SEGUROS, S.A	0.00	0.0%	19	0.00	0.0%	0.0%
20	ALIADO SEGUROS	0.00	0.0%	20	0.00	0.0%	0.0%
21	ASEGURADORA GLOBAL, S.A	0.00	0.0%	21	0.00	0.0%	0.0%
22	CHUBB SEGUROS PANAMA, S.A.	0.00	0.0%	22	0.00	0.0%	0.0%
23	GENERAL DE SEGUROS, S.A.	0.00	0.0%	23	0.00	0.0%	0.0%
24	MULTIBANK SEGUROS, S.A	0.00	0.0%	24	0.00	0.0%	0.0%
25	NACIONAL DE SEGUROS DE PANAMÁ Y CENTROAMÉRICA	0.00	0.0%	25	0.00	0.0%	0.0%
26	ÓPTIMA COMPAÑÍA DE SEGUROS, S.A.	0.00	0.0%	26	0.00	0.0%	0.0%
<b>TOTAL</b>		<b>\$71,300,961.64</b>	<b>100%</b>		<b>\$49,868,850.11</b>	<b>100%</b>	<b>69.9%</b>



# Superintendencia de Seguros y Reaseguros de Panamá

## Participación de Mercado por Ramos

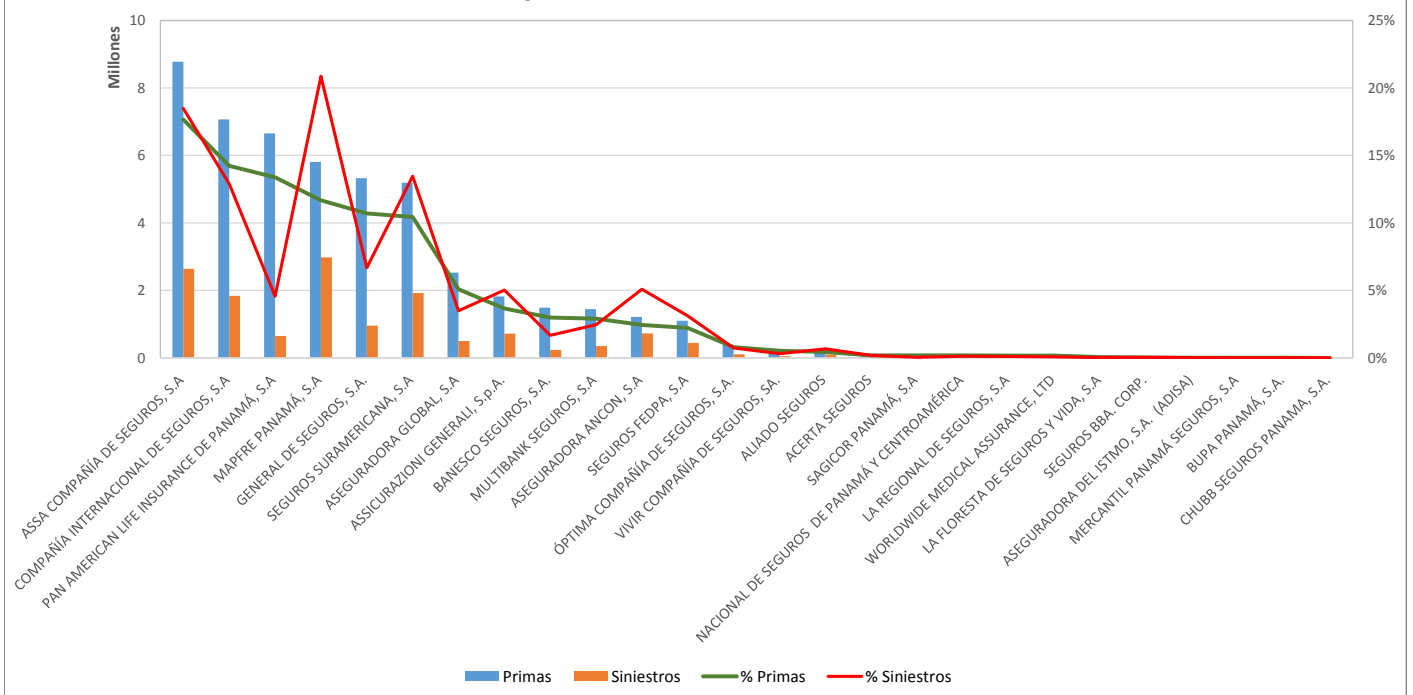


### RAMO DE COLECTIVO DE VIDA

AL MES DE MARZO DE 2017

#	Compañía de Seguros	Primas	% Primas	#	Siniestros	% Siniestros	Sinistralidad Promedio
1	ASSA COMPAÑÍA DE SEGUROS, S.A	8,778,874.67	17.7%	2	2,637,166.35	18.5%	30.0%
2	COMPAÑÍA INTERNACIONAL DE SEGUROS, S.A	7,069,517.25	14.2%	4	1,840,384.23	12.9%	26.0%
3	PAN AMERICAN LIFE INSURANCE DE PANAMÁ, S.A	6,652,413.42	13.4%	8	650,093.68	4.6%	9.8%
4	MAPFRE PANAMÁ, S.A	5,806,588.89	11.7%	1	2,977,346.31	20.9%	51.3%
5	GENERAL DE SEGUROS, S.A.	5,323,944.61	10.7%	5	953,608.71	6.7%	17.9%
6	SEGUROS SURAMERICANA, S.A	5,185,969.72	10.4%	3	1,919,210.25	13.5%	37.0%
7	ASEGURADORA GLOBAL, S.A	2,523,967.25	5.1%	9	496,493.44	3.5%	19.7%
8	ASSICURAZIONI GENERALI, S.p.A.	1,819,727.88	3.7%	7	716,894.54	5.0%	39.4%
9	BANESCO SEGUROS, S.A.	1,485,488.77	3.0%	12	236,739.37	1.7%	15.9%
10	MULTIBANK SEGUROS, S.A	1,441,736.04	2.9%	11	350,052.29	2.5%	24.3%
11	ASEGURADORA ANCON, S.A	1,210,514.07	2.4%	6	723,968.15	5.1%	59.8%
12	SEGUROS FEDPA, S.A	1,098,575.27	2.2%	10	443,538.93	3.1%	40.4%
13	ÓPTIMA COMPAÑÍA DE SEGUROS, S.A.	389,435.81	0.8%	13	104,412.86	0.7%	26.8%
14	VIVIR COMPAÑÍA DE SEGUROS, SA.	261,267.03	0.5%	15	44,191.21	0.3%	16.9%
15	ALIADO SEGUROS	216,407.24	0.4%	14	94,301.14	0.7%	43.6%
16	ACERTA SEGUROS	90,883.39	0.2%	16	26,109.87	0.2%	28.7%
17	SAGICOR PANAMÁ, S.A	86,837.77	0.2%	21	5,000.00	0.0%	5.8%
18	NACIONAL DE SEGUROS DE PANAMÁ Y CENTROAMÉRICA	85,547.70	0.2%	17	15,707.58	0.1%	18.4%
19	LA REGIONAL DE SEGUROS, S.A	82,248.77	0.2%	18	13,605.21	0.1%	16.5%
20	WORLDWIDE MEDICAL ASSURANCE, LTD	80,080.39	0.2%	19	9,543.28	0.1%	11.9%
21	LA FLORESTA DE SEGUROS Y VIDA, S.A	27,501.60	0.1%	22	2,686.30	0.0%	9.8%
22	SEGUROS BBA. CORP.	9,857.04	0.0%	20	5,345.09	0.0%	54.2%
23	ASEGURADORA DEL ISTMO, S.A. (ADISA)	3,456.45	0.0%	23	14.17	0.0%	0.4%
24	MERCANTIL PANAMÁ SEGUROS, S.A	0.00	0.0%	24	0.00	0.0%	0.0%
25	BUPA PANAMÁ, S.A.	0.00	0.0%	25	0.00	0.0%	0.0%
26	CHUBB SEGUROS PANAMA, S.A.	-6,775.51	0.0%	26	0.00	0.0%	0.0%
<b>TOTAL</b>		<b>\$49,724,065.52</b>	<b>100%</b>		<b>\$14,266,412.96</b>	<b>100%</b>	<b>28.7%</b>

### Participación en Colectivo de Vida



# Superintendencia de Seguros y Reaseguros de Panamá

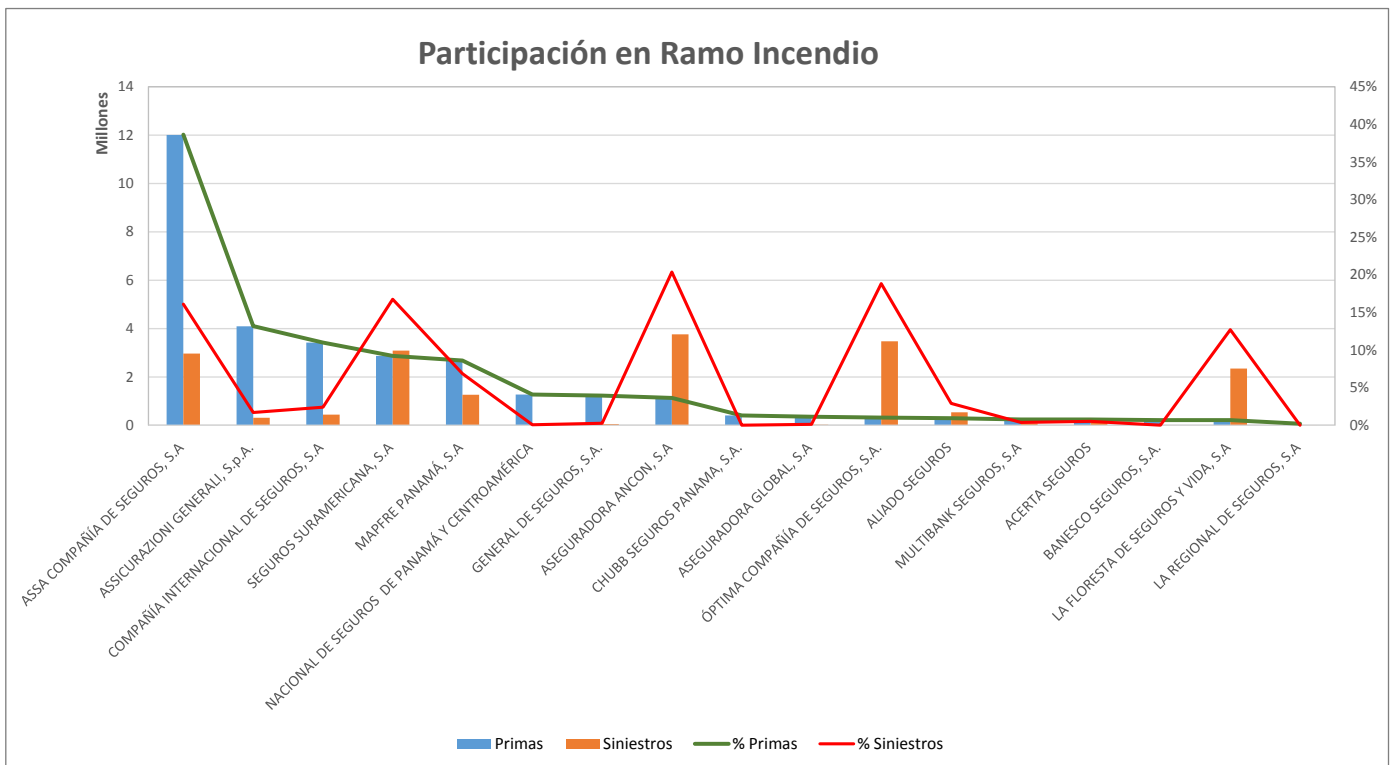
## Participación de Mercado por Ramos



### RAMO DE INCENDIO

AL MES DE MARZO DE 2017

#	Compañía de Seguros	Primas	% Primas	#	Siniestros	% Siniestros	Sinestralidad Promedio
1	ASSA COMPAÑÍA DE SEGUROS, S.A	12,005,629.32	38.6%	4	2,968,338.71	16.1%	24.7%
2	ASSICURAZIONI GENERALI, S.p.A.	4,095,495.90	13.2%	9	312,668.66	1.7%	7.6%
3	COMPAÑÍA INTERNACIONAL DE SEGUROS, S.A	3,415,399.35	11.0%	8	444,183.21	2.4%	13.0%
4	SEGUROS SURAMERICANA, S.A	2,867,808.57	9.2%	3	3,087,190.15	16.7%	107.6%
5	MAPFRE PANAMÁ, S.A	2,673,343.12	8.6%	6	1,265,697.19	6.9%	47.3%
6	NACIONAL DE SEGUROS DE PANAMÁ Y CENTROAMÉRICA	1,268,858.96	4.1%	14	13,132.49	0.1%	1.0%
7	GENERAL DE SEGUROS, S.A.	1,221,606.10	3.9%	12	48,375.69	0.3%	4.0%
8	ASEGURADORA ANCON, S.A	1,127,975.06	3.6%	1	3,756,923.13	20.4%	333.1%
9	CHUBB SEGUROS PANAMA, S.A.	404,698.68	1.3%	15	3,522.67	0.0%	0.9%
10	ASEGURADORA GLOBAL, S.A	356,081.67	1.1%	13	24,050.08	0.1%	6.8%
11	ÓPTIMA COMPAÑÍA DE SEGUROS, S.A.	319,389.02	1.0%	2	3,473,819.21	18.8%	1087.6%
12	ALIADO SEGUROS	291,182.81	0.9%	7	534,916.80	2.9%	183.7%
13	MULTIBANK SEGUROS, S.A	237,698.86	0.8%	11	70,399.47	0.4%	29.6%
14	ACERTA SEGUROS	235,316.22	0.8%	10	95,197.50	0.5%	40.5%
15	BANESCO SEGUROS, S.A.	216,976.17	0.7%	16	2,896.60	0.0%	1.3%
16	LA FLORESTA DE SEGUROS Y VIDA, S.A	210,240.40	0.7%	5	2,343,156.60	12.7%	1114.5%
17	LA REGIONAL DE SEGUROS, S.A	64,557.98	0.2%	19	292.50	0.0%	0.5%
18	SEGUROS FEDPA, S.A	44,935.50	0.1%	20	0.00	0.0%	0.0%
19	SEGUROS BBA. CORP.	23,473.64	0.1%	17	2,474.50	0.0%	10.5%
20	BUPA PANAMÁ, S.A.	0.00	0.0%	21	0.00	0.0%	0.0%
21	MERCANTIL PANAMÁ SEGUROS, S.A	0.00	0.0%	22	0.00	0.0%	0.0%
22	PAN AMERICAN LIFE INSURANCE DE PANAMÁ, S.A	0.00	0.0%	23	0.00	0.0%	0.0%
23	SAGICOR PANAMÁ, S.A	0.00	0.0%	24	0.00	0.0%	0.0%
24	VIVIR COMPAÑÍA DE SEGUROS, SA.	0.00	0.0%	25	0.00	0.0%	0.0%
25	WORLDWIDE MEDICAL ASSURANCE, LTD	0.00	0.0%	26	0.00	0.0%	0.0%
26	ASEGURADORA DEL ISTMO, S.A. (ADISA)	-1,776.00	0.0%	18	1,196.11	0.0%	-67.3%
<b>TOTAL</b>		<b>\$31,078,891.33</b>	<b>100%</b>		<b>\$18,448,431.27</b>	<b>100%</b>	<b>59.4%</b>



# Superintendencia de Seguros y Reaseguros de Panamá

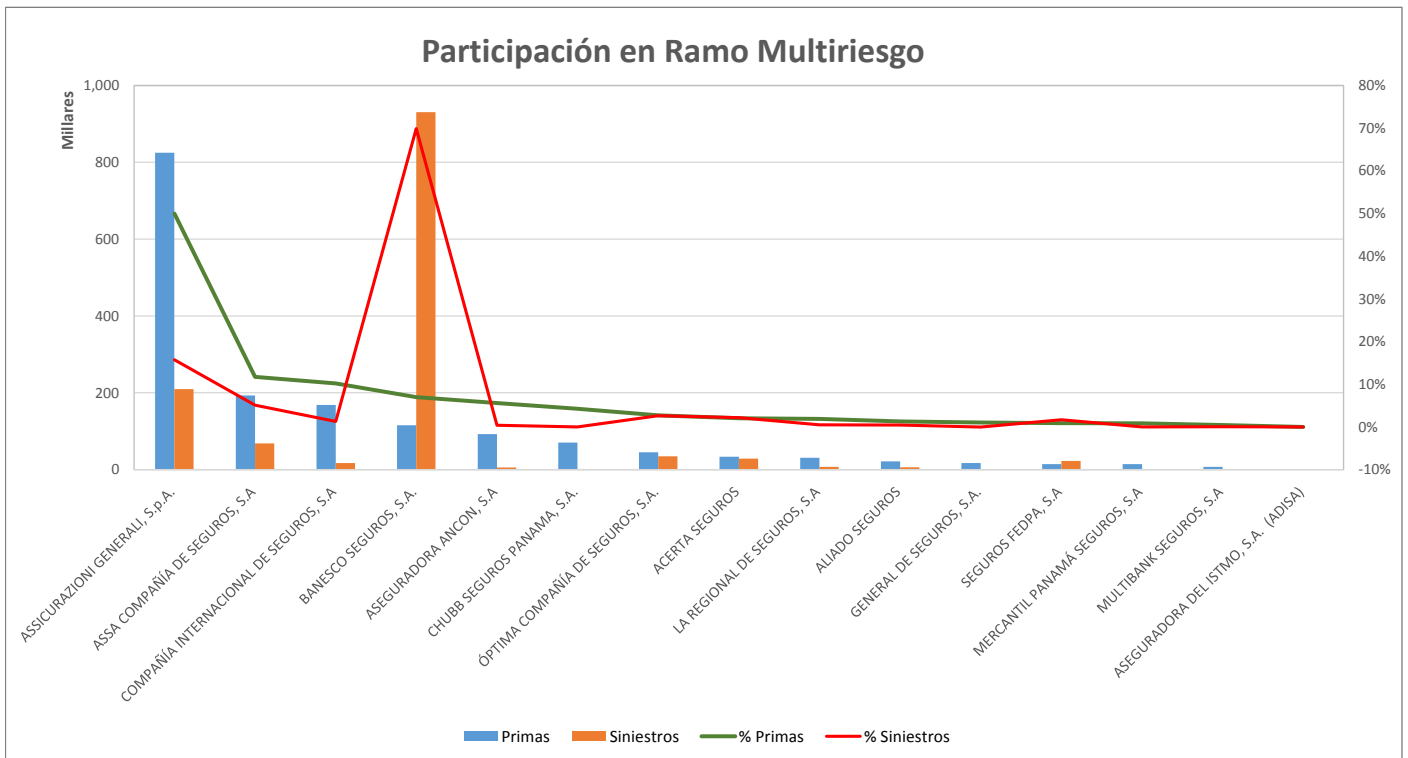
## Participación de Mercado por Ramos



### RAMO DE MULTIRIESGO

AL MES DE MARZO DE 2017

#	Compañía de Seguros	Primas	% Primas	#	Siniestros	% Siniestros	Sinestralidad Promedio
1	ASSICURAZIONI GENERALI, S.p.A.	825,008.09	50.0%	2	209,827.43	15.8%	25.4%
2	ASSA COMPAÑÍA DE SEGUROS, S.A	193,355.42	11.7%	3	68,221.32	5.1%	35.3%
3	COMPAÑÍA INTERNACIONAL DE SEGUROS, S.A	168,635.10	10.2%	7	16,985.17	1.3%	10.1%
4	BANESCO SEGUROS, S.A.	115,399.34	7.0%	1	930,508.89	69.9%	806.3%
5	ASEGURADORA ANCON, S.A	92,584.28	5.6%	10	5,636.78	0.4%	6.1%
6	CHUBB SEGUROS PANAMA, S.A.	70,253.43	4.3%	12	0.00	0.0%	0.0%
7	ÓPTIMA COMPAÑÍA DE SEGUROS, S.A.	45,278.67	2.7%	4	34,851.55	2.6%	77.0%
8	ACERTA SEGUROS	33,448.10	2.0%	5	28,770.52	2.2%	86.0%
9	LA REGIONAL DE SEGUROS, S.A	30,786.70	1.9%	8	6,959.41	0.5%	22.6%
10	ALIADO SEGUROS	21,659.39	1.3%	9	6,074.19	0.5%	28.0%
11	GENERAL DE SEGUROS, S.A.	17,146.03	1.0%	26	-226.08	0.0%	0.0%
12	SEGUROS FEDPA, S.A	14,528.44	0.9%	6	22,484.04	1.7%	154.8%
13	MERCANTIL PANAMÁ SEGUROS, S.A	14,256.72	0.9%	13	0.00	0.0%	0.0%
14	MULTIBANK SEGUROS, S.A	7,447.02	0.5%	11	945.56	0.1%	12.7%
15	ASEGURADORA DEL ISTMO, S.A. (ADISA)	0.00	0.0%	14	0.00	0.0%	0.0%
16	ASEGURADORA GLOBAL, S.A	0.00	0.0%	15	0.00	0.0%	0.0%
17	BUPA PANAMÁ, S.A.	0.00	0.0%	16	0.00	0.0%	0.0%
18	LA FLORESTA DE SEGUROS Y VIDA, S.A	0.00	0.0%	17	0.00	0.0%	0.0%
19	MAPFRE PANAMÁ, S.A	0.00	0.0%	18	0.00	0.0%	0.0%
20	NACIONAL DE SEGUROS DE PANAMÁ Y CENTROAMÉRICA	0.00	0.0%	19	0.00	0.0%	0.0%
21	PAN AMERICAN LIFE INSURANCE DE PANAMÁ, S.A	0.00	0.0%	20	0.00	0.0%	0.0%
22	SAGICOR PANAMÁ, S.A	0.00	0.0%	21	0.00	0.0%	0.0%
23	SEGUROS BBA. CORP.	0.00	0.0%	22	0.00	0.0%	0.0%
24	SEGUROS SURAMERICANA, S.A	0.00	0.0%	23	0.00	0.0%	0.0%
25	VIVIR COMPAÑÍA DE SEGUROS, SA.	0.00	0.0%	24	0.00	0.0%	0.0%
26	WORLDWIDE MEDICAL ASSURANCE, LTD	0.00	0.0%	25	0.00	0.0%	0.0%
<b>TOTAL</b>		<b>\$1,649,786.73</b>	<b>100%</b>		<b>\$1,331,038.78</b>	<b>100%</b>	<b>80.7%</b>



Superintendencia de Seguros y Reaseguros de Panamá  
Participación de Mercado por Ramos

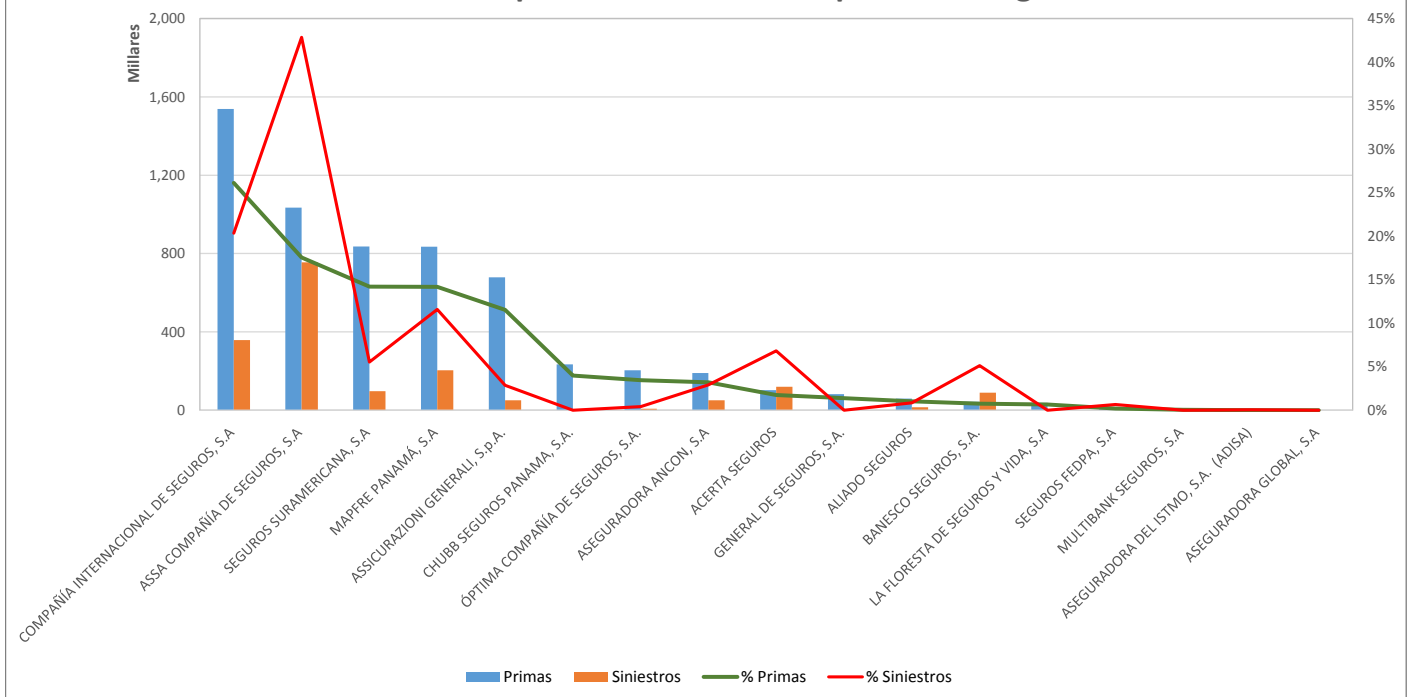


RAMO DE TRANSPORTE DE CARGA

AL MES DE MARZO DE 2017

#	Compañía de Seguros	Primas	% Primas	#	Siniestros	% Siniestros	Sinestralidad Promedio
1	COMPAÑÍA INTERNACIONAL DE SEGUROS, S.A	1,538,459.28	26.1%	2	358,458.67	20.3%	23.3%
2	ASSA COMPAÑÍA DE SEGUROS, S.A	1,034,511.75	17.6%	1	754,961.56	42.8%	73.0%
3	SEGUROS SURAMERICANA, S.A	836,053.46	14.2%	5	97,480.12	5.5%	11.7%
4	MAPFRE PANAMÁ, S.A	834,710.33	14.2%	3	204,221.41	11.6%	24.5%
5	ASSICURAZIONI GENERALI, S.p.A.	679,089.25	11.5%	8	50,647.89	2.9%	7.5%
6	CHUBB SEGUROS PANAMA, S.A.	234,375.91	4.0%	13	0.00	0.0%	0.0%
7	ÓPTIMA COMPAÑÍA DE SEGUROS, S.A.	203,842.33	3.5%	11	7,329.71	0.4%	3.6%
8	ASEGURADORA ANCON, S.A	189,542.64	3.2%	7	51,354.24	2.9%	27.1%
9	ACERTA SEGUROS	102,934.59	1.7%	4	120,322.11	6.8%	116.9%
10	GENERAL DE SEGUROS, S.A.	82,130.82	1.4%	14	0.00	0.0%	0.0%
11	ALIADO SEGUROS	59,645.16	1.0%	9	15,211.85	0.9%	25.5%
12	BANESCO SEGUROS, S.A.	43,818.77	0.7%	6	90,175.91	5.1%	205.8%
13	LA FLORESTA DE SEGUROS Y VIDA, S.A	38,406.90	0.7%	15	0.00	0.0%	0.0%
14	SEGUROS FEDPA, S.A	11,301.26	0.2%	10	11,468.00	0.7%	101.5%
15	MULTIBANK SEGUROS, S.A	3,719.10	0.1%	16	0.00	0.0%	0.0%
16	ASEGURADORA DEL ISTMO, S.A. (ADISA)	250.00	0.0%	12	703.28	0.0%	281.3%
17	ASEGURADORA GLOBAL, S.A	0.00	0.0%	17	0.00	0.0%	0.0%
18	BUPA PANAMÁ, S.A.	0.00	0.0%	18	0.00	0.0%	0.0%
19	LA REGIONAL DE SEGUROS, S.A	0.00	0.0%	19	0.00	0.0%	0.0%
20	MERCANTIL PANAMÁ SEGUROS, S.A	0.00	0.0%	20	0.00	0.0%	0.0%
21	PAN AMERICAN LIFE INSURANCE DE PANAMÁ, S.A	0.00	0.0%	21	0.00	0.0%	0.0%
22	SAGICOR PANAMÁ, S.A	0.00	0.0%	22	0.00	0.0%	0.0%
23	VIVIR COMPAÑÍA DE SEGUROS, SA.	0.00	0.0%	23	0.00	0.0%	0.0%
24	WORLDWIDE MEDICAL ASSURANCE, LTD	0.00	0.0%	24	0.00	0.0%	0.0%
25	SEGUROS BBA. CORP.	-33.39	0.0%	25	0.00	0.0%	0.0%
26	NACIONAL DE SEGUROS DE PANAMÁ Y CENTROAMÉRICA	-1,703.56	0.0%	26	0.00	0.0%	0.0%
<b>TOTAL</b>		<b>\$5,891,054.60</b>	<b>100%</b>		<b>\$1,762,334.75</b>	<b>100%</b>	<b>29.9%</b>

Participación en Ramo Transporte de Carga





# Superintendencia de Seguros y Reaseguros de Panamá

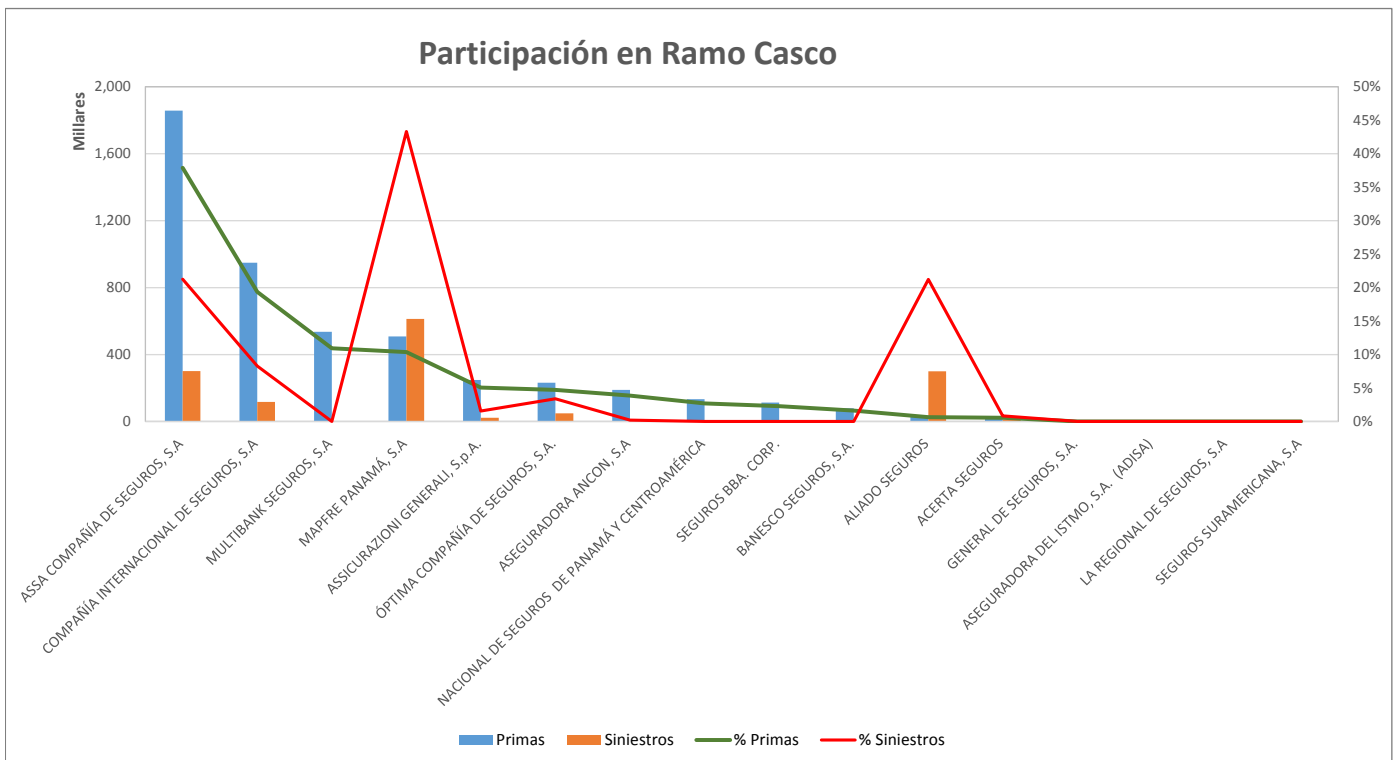
## Participación de Mercado por Ramos



### RAMO DE CASCO

AL MES DE MARZO DE 2017

#	Compañía de Seguros	Primas	% Primas	#	Siniestros	% Siniestros	Sinestralidad Promedio
1	ASSA COMPAÑÍA DE SEGUROS, S.A	1,857,108.67	37.9%	2	300,402.29	21.2%	16.2%
2	COMPAÑÍA INTERNACIONAL DE SEGUROS, S.A	948,640.40	19.4%	4	117,010.06	8.3%	12.3%
3	MULTIBANK SEGUROS, S.A	535,477.22	10.9%	9	0.00	0.0%	0.0%
4	MAPFRE PANAMÁ, S.A	508,121.80	10.4%	1	612,450.58	43.3%	120.5%
5	ASSICURAZIONI GENERALI, S.p.A.	248,350.14	5.1%	6	21,847.57	1.5%	8.8%
6	ÓPTIMA COMPAÑÍA DE SEGUROS, S.A.	231,413.73	4.7%	5	47,923.46	3.4%	20.7%
7	ASEGURADORA ANCON, S.A	189,129.92	3.9%	8	2,817.25	0.2%	1.5%
8	NACIONAL DE SEGUROS DE PANAMÁ Y CENTROAMÉRICA	132,547.36	2.7%	10	0.00	0.0%	0.0%
9	SEGUROS BBA. CORP.	112,575.76	2.3%	11	0.00	0.0%	0.0%
10	BANESCO SEGUROS, S.A.	79,394.12	1.6%	12	0.00	0.0%	0.0%
11	ALIADO SEGUROS	31,702.27	0.6%	3	300,000.00	21.2%	946.3%
12	ACERTA SEGUROS	27,452.33	0.6%	7	11,715.43	0.8%	42.7%
13	GENERAL DE SEGUROS, S.A.	0.00	0.0%	13	0.00	0.0%	0.0%
14	ASEGURADORA DEL ISTMO, S.A. (ADISA)	0.00	0.0%	14	0.00	0.0%	0.0%
15	LA REGIONAL DE SEGUROS, S.A	0.00	0.0%	15	0.00	0.0%	0.0%
16	SEGUROS SURAMERICANA, S.A	0.00	0.0%	16	0.00	0.0%	0.0%
17	ASEGURADORA GLOBAL, S.A	0.00	0.0%	17	0.00	0.0%	0.0%
18	BUPA PANAMÁ, S.A.	0.00	0.0%	18	0.00	0.0%	0.0%
19	CHUBB SEGUROS PANAMA, S.A.	0.00	0.0%	19	0.00	0.0%	0.0%
20	LA FLORESTA DE SEGUROS Y VIDA, S.A	0.00	0.0%	20	0.00	0.0%	0.0%
21	MERCANTIL PANAMÁ SEGUROS, S.A	0.00	0.0%	21	0.00	0.0%	0.0%
22	PAN AMERICAN LIFE INSURANCE DE PANAMÁ, S.A	0.00	0.0%	22	0.00	0.0%	0.0%
23	SAGICOR PANAMÁ, S.A	0.00	0.0%	23	0.00	0.0%	0.0%
24	SEGUROS FEDPA, S.A	0.00	0.0%	24	0.00	0.0%	0.0%
25	VIVIR COMPAÑÍA DE SEGUROS, SA.	0.00	0.0%	25	0.00	0.0%	0.0%
26	WORLDWIDE MEDICAL ASSURANCE, LTD	0.00	0.0%	26	0.00	0.0%	0.0%
<b>TOTAL</b>		<b>\$4,901,913.72</b>	<b>100%</b>		<b>\$1,414,166.64</b>	<b>100%</b>	<b>28.8%</b>



# Superintendencia de Seguros y Reaseguros de Panamá

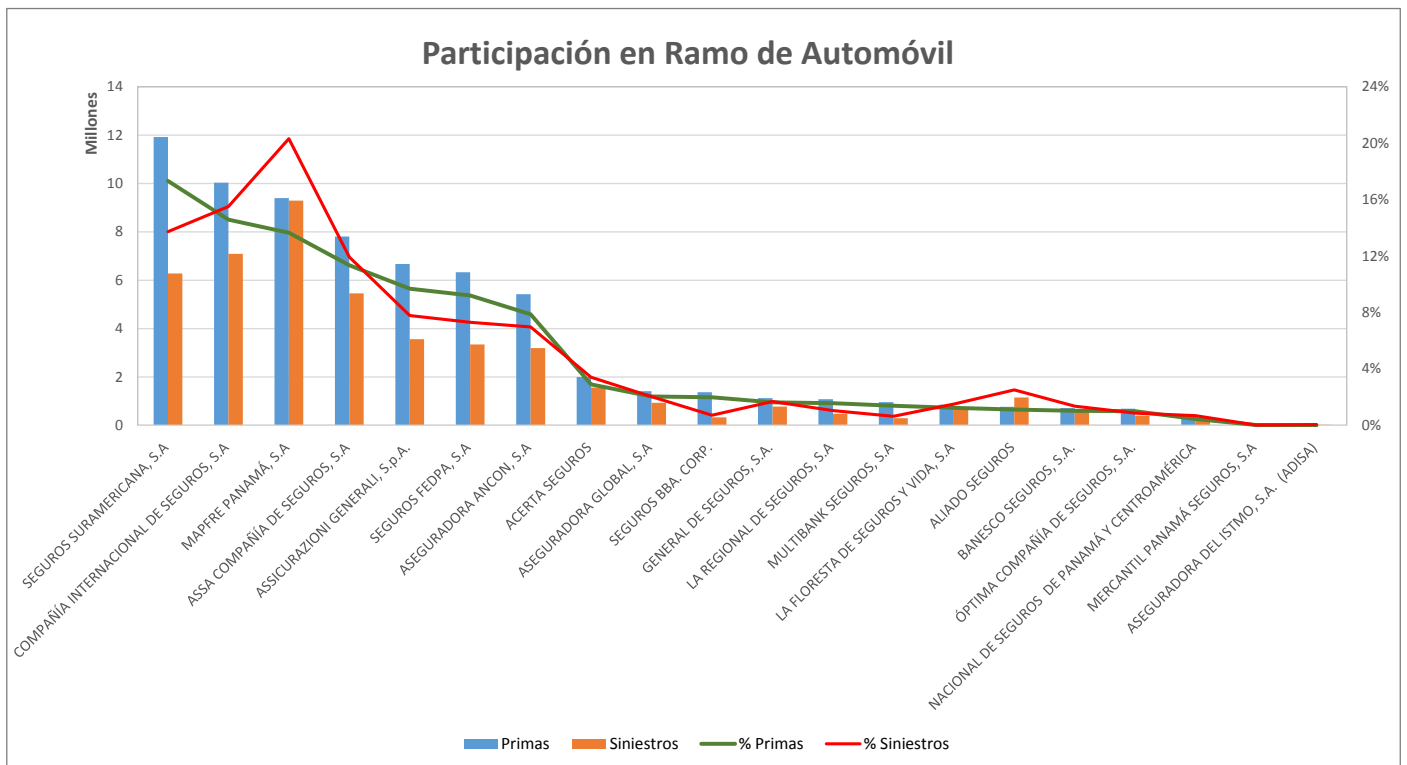
## Participación de Mercado por Ramos



### RAMO DE AUTOMÓVIL

AL MES DE MARZO DE 2017

#	Compañía de Seguros	Primas	% Primas	#	Siniestros	% Siniestros	Sinestralidad Promedio
1	SEGUROS SURAMERICANA, S.A	11,921,074.46	17.3%	3	6,277,933.93	13.7%	52.7%
2	COMPAÑÍA INTERNACIONAL DE SEGUROS, S.A	10,029,962.64	14.6%	2	7,089,173.79	15.5%	70.7%
3	MAPFRE PANAMÁ, S.A	9,392,506.44	13.6%	1	9,289,980.31	20.3%	98.9%
4	ASSA COMPAÑÍA DE SEGUROS, S.A	7,806,889.72	11.3%	4	5,454,728.96	11.9%	69.9%
5	ASSICURAZIONI GENERALI, S.p.A.	6,665,667.97	9.7%	5	3,557,216.20	7.8%	53.4%
6	SEGUROS FEDPA, S.A	6,328,631.64	9.2%	6	3,337,856.54	7.3%	52.7%
7	ASEGURADORA ANCON, S.A	5,418,351.89	7.9%	7	3,189,008.55	7.0%	58.9%
8	ACERTA SEGUROS	1,996,058.49	2.9%	8	1,556,436.70	3.4%	78.0%
9	ASEGURADORA GLOBAL, S.A	1,408,514.79	2.0%	10	927,736.90	2.0%	65.9%
10	SEGUROS BBA. CORP.	1,366,831.17	2.0%	16	324,266.70	0.7%	23.7%
11	GENERAL DE SEGUROS, S.A.	1,121,494.37	1.6%	11	770,862.78	1.7%	68.7%
12	LA REGIONAL DE SEGUROS, S.A	1,079,437.06	1.6%	14	478,603.85	1.0%	44.3%
13	MULTIBANK SEGUROS, S.A	957,176.87	1.4%	18	290,801.61	0.6%	30.4%
14	LA FLORESTA DE SEGUROS Y VIDA, S.A	850,365.70	1.2%	12	687,914.20	1.5%	80.9%
15	ALIADO SEGUROS	766,120.85	1.1%	9	1,145,624.33	2.5%	149.5%
16	BANESCO SEGUROS, S.A.	709,242.83	1.0%	13	619,241.21	1.4%	87.3%
17	ÓPTIMA COMPAÑÍA DE SEGUROS, S.A.	682,019.82	1.0%	15	394,847.92	0.9%	57.9%
18	NACIONAL DE SEGUROS DE PANAMÁ Y CENTROAMÉRICA	299,537.89	0.4%	17	308,374.74	0.7%	103.0%
19	MERCANTIL PANAMÁ SEGUROS, S.A	16,731.05	0.0%	20	6,556.43	0.0%	39.2%
20	ASEGURADORA DEL ISTMO, S.A. (ADISA)	197.13	0.0%	19	22,912.45	0.1%	11623.0%
21	BUPA PANAMÁ, S.A.	0.00	0.0%	21	0.00	0.0%	0.0%
22	CHUBB SEGUROS PANAMA, S.A.	0.00	0.0%	22	0.00	0.0%	0.0%
23	PAN AMERICAN LIFE INSURANCE DE PANAMÁ, S.A	0.00	0.0%	23	0.00	0.0%	0.0%
24	SAGICOR PANAMÁ, S.A	0.00	0.0%	24	0.00	0.0%	0.0%
25	VIVIR COMPAÑÍA DE SEGUROS, SA.	0.00	0.0%	25	0.00	0.0%	0.0%
26	WORLDWIDE MEDICAL ASSURANCE, LTD	0.00	0.0%	26	0.00	0.0%	0.0%
<b>TOTAL</b>		<b>\$68,816,812.78</b>	<b>100%</b>		<b>\$45,730,078.10</b>	<b>100%</b>	<b>66.5%</b>



# Superintendencia de Seguros y Reaseguros de Panamá

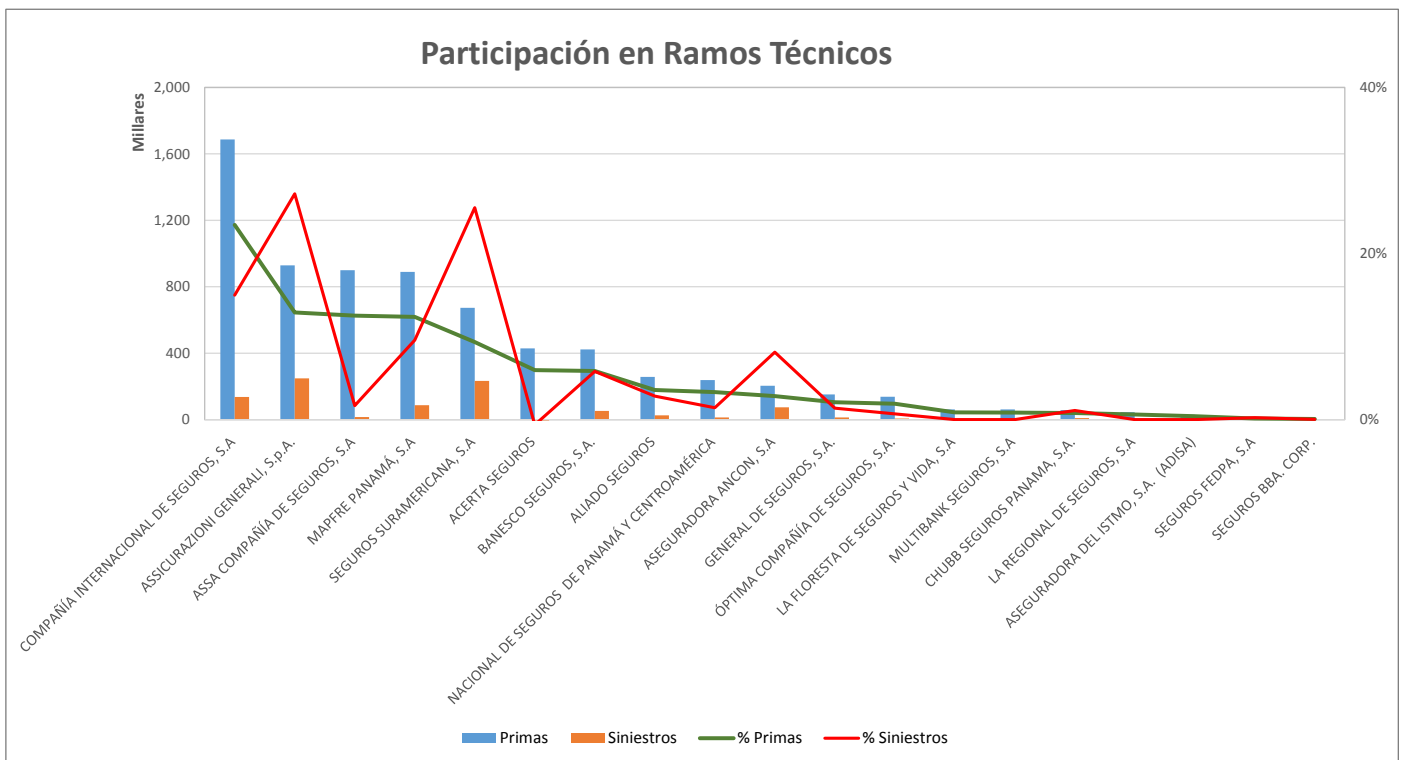
## Participación de Mercado por Ramos



### RAMO DE RAMOS TÉCNICOS

AL MES DE MARZO DE 2017

#	Compañía de Seguros	Primas	% Primas	#	Siniestros	% Siniestros	Sinestralidad Promedio
1	COMPAÑÍA INTERNACIONAL DE SEGUROS, S.A	1,686,588.06	23.5%	3	137,239.28	15.0%	8.1%
2	ASSICURAZIONI GENERALI, S.p.A.	928,629.79	12.9%	1	248,756.23	27.2%	26.8%
3	ASSA COMPAÑÍA DE SEGUROS, S.A	900,027.29	12.5%	8	15,547.30	1.7%	1.7%
4	MAPFRE PANAMÁ, S.A	889,851.86	12.4%	4	87,535.42	9.6%	9.8%
5	SEGUROS SURAMERICANA, S.A	673,031.04	9.4%	2	233,421.98	25.5%	34.7%
6	ACERTA SEGUROS	429,613.47	6.0%	26	-5,711.98	-0.6%	0.0%
7	BANESCO SEGUROS, S.A.	422,319.89	5.9%	6	53,114.33	5.8%	12.6%
8	ALIADO SEGUROS	257,262.90	3.6%	7	25,850.26	2.8%	10.0%
9	NACIONAL DE SEGUROS DE PANAMÁ Y CENTROAMÉRICA	238,544.70	3.3%	9	13,143.05	1.4%	5.5%
10	ASEGURADORA ANCON, S.A	203,731.16	2.8%	5	74,265.13	8.1%	36.5%
11	GENERAL DE SEGUROS, S.A.	151,292.78	2.1%	10	12,680.13	1.4%	8.4%
12	ÓPTIMA COMPAÑÍA DE SEGUROS, S.A.	138,273.78	1.9%	12	6,387.63	0.7%	4.6%
13	LA FLORESTA DE SEGUROS Y VIDA, S.A	62,059.00	0.9%	15	0.00	0.0%	0.0%
14	MULTIBANK SEGUROS, S.A	61,834.00	0.9%	16	0.00	0.0%	0.0%
15	CHUBB SEGUROS PANAMA, S.A.	57,179.62	0.8%	11	9,992.39	1.1%	17.5%
16	LA REGIONAL DE SEGUROS, S.A	45,479.07	0.6%	17	0.00	0.0%	0.0%
17	ASEGURADORA DEL ISTMO, S.A. (ADISA)	30,199.58	0.4%	18	0.00	0.0%	0.0%
18	SEGUROS FEDPA, S.A	10,294.96	0.1%	13	2,199.35	0.2%	21.4%
19	SEGUROS BBA. CORP.	5,935.53	0.1%	14	390.75	0.0%	6.6%
20	ASEGURADORA GLOBAL, S.A	0.00	0.0%	19	0.00	0.0%	0.0%
21	BUPA PANAMÁ, S.A.	0.00	0.0%	20	0.00	0.0%	0.0%
22	MERCANTIL PANAMÁ SEGUROS, S.A	0.00	0.0%	21	0.00	0.0%	0.0%
23	PAN AMERICAN LIFE INSURANCE DE PANAMÁ, S.A	0.00	0.0%	22	0.00	0.0%	0.0%
24	SAGICOR PANAMÁ, S.A	0.00	0.0%	23	0.00	0.0%	0.0%
25	VIVIR COMPAÑÍA DE SEGUROS, SA.	0.00	0.0%	24	0.00	0.0%	0.0%
26	WORLDWIDE MEDICAL ASSURANCE, LTD	0.00	0.0%	25	0.00	0.0%	0.0%
<b>TOTAL</b>		<b>\$7,192,148.48</b>	<b>100%</b>		<b>\$914,811.25</b>	<b>100%</b>	<b>12.7%</b>



# Superintendencia de Seguros y Reaseguros de Panamá

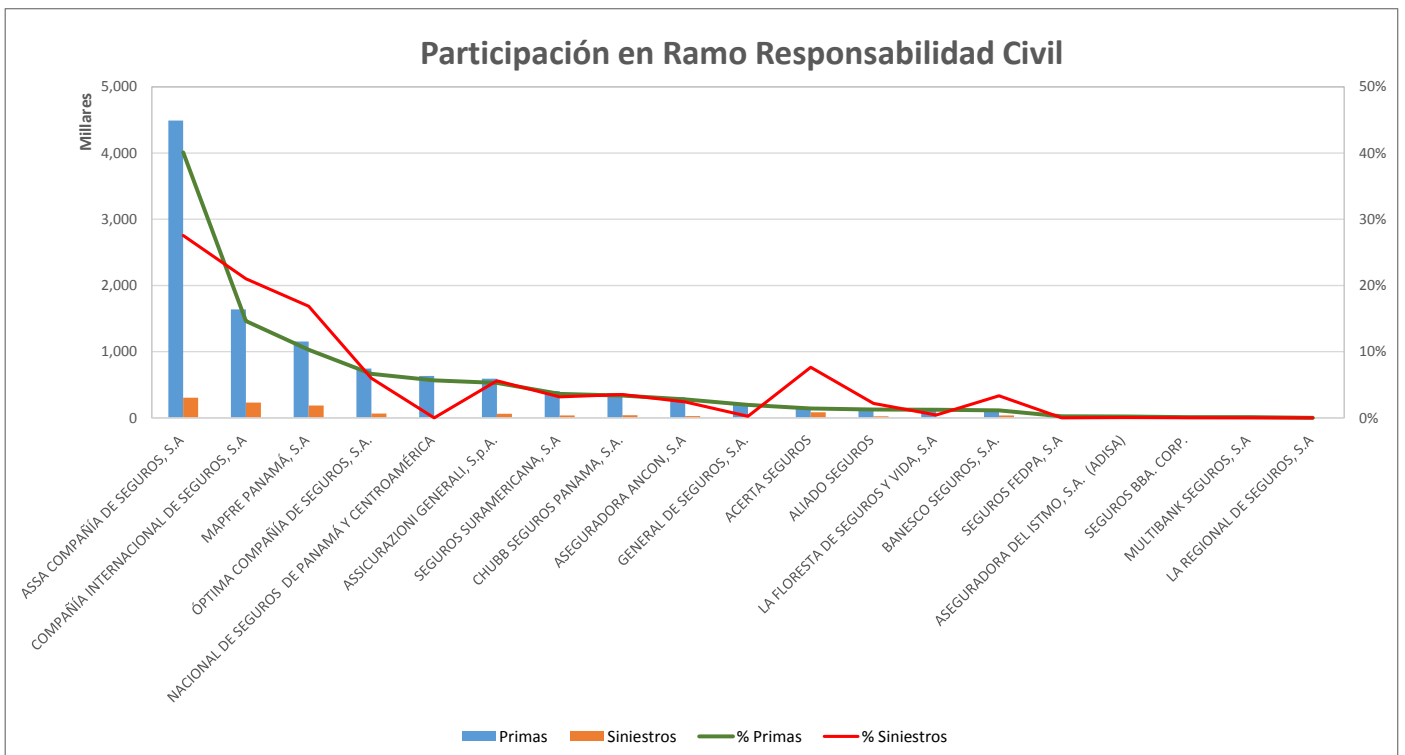
## Participación de Mercado por Ramos



### RAMO DE RESPONSABILIDAD CIVIL

AL MES DE MARZO DE 2017

#	Compañía de Seguros	Primas	% Primas	#	Siniestros	% Siniestros	Sinestralidad Promedio
1	ASSA COMPAÑÍA DE SEGUROS, S.A	4,491,843.27	40.1%	1	303,593.71	27.5%	6.8%
2	COMPAÑÍA INTERNACIONAL DE SEGUROS, S.A	1,638,577.81	14.6%	2	231,625.80	21.0%	14.1%
3	MAPFRE PANAMÁ, S.A	1,154,175.11	10.3%	3	185,700.19	16.8%	16.1%
4	ÓPTIMA COMPAÑÍA DE SEGUROS, S.A.	743,984.51	6.6%	5	65,827.66	6.0%	8.8%
5	NACIONAL DE SEGUROS DE PANAMÁ Y CENTROAMÉRICA	633,448.40	5.7%	16	0.00	0.0%	0.0%
6	ASSICURAZIONI GENERALI, S.p.A.	590,540.87	5.3%	6	61,666.11	5.6%	10.4%
7	SEGUROS SURAMERICANA, S.A	403,814.24	3.6%	9	35,038.83	3.2%	8.7%
8	CHUBB SEGUROS PANAMA, S.A.	375,879.60	3.4%	7	38,737.83	3.5%	10.3%
9	ASEGURADORA ANCON, S.A	312,445.01	2.8%	10	26,651.05	2.4%	8.5%
10	GENERAL DE SEGUROS, S.A.	219,050.15	2.0%	13	2,564.54	0.2%	1.2%
11	ACERTA SEGUROS	160,029.75	1.4%	4	84,285.05	7.6%	52.7%
12	ALIADO SEGUROS	142,401.12	1.3%	11	24,158.05	2.2%	17.0%
13	LA FLORESTA DE SEGUROS Y VIDA, S.A	139,084.90	1.2%	12	4,715.80	0.4%	3.4%
14	BANESCO SEGUROS, S.A.	127,147.84	1.1%	8	36,866.61	3.3%	29.0%
15	SEGUROS FEDPA, S.A	25,687.64	0.2%	17	0.00	0.0%	0.0%
16	ASEGURADORA DEL ISTMO, S.A. (ADISA)	21,858.39	0.2%	14	505.39	0.0%	2.3%
17	SEGUROS BBA. CORP.	11,520.89	0.1%	15	150.00	0.0%	1.3%
18	MULTIBANK SEGUROS, S.A	10,666.69	0.1%	18	0.00	0.0%	0.0%
19	LA REGIONAL DE SEGUROS, S.A	0.00	0.0%	19	0.00	0.0%	0.0%
20	ASEGURADORA GLOBAL, S.A	0.00	0.0%	20	0.00	0.0%	0.0%
21	BUPA PANAMÁ, S.A.	0.00	0.0%	21	0.00	0.0%	0.0%
22	MERCANTIL PANAMÁ SEGUROS, S.A	0.00	0.0%	22	0.00	0.0%	0.0%
23	PAN AMERICAN LIFE INSURANCE DE PANAMÁ, S.A	0.00	0.0%	23	0.00	0.0%	0.0%
24	SAGICOR PANAMÁ, S.A	0.00	0.0%	24	0.00	0.0%	0.0%
25	VIVIR COMPAÑÍA DE SEGUROS, SA.	0.00	0.0%	25	0.00	0.0%	0.0%
26	WORLDWIDE MEDICAL ASSURANCE, LTD	0.00	0.0%	26	0.00	0.0%	0.0%
<b>TOTAL</b>		<b>\$11,202,156.19</b>	<b>100%</b>		<b>\$1,102,086.62</b>	<b>100%</b>	<b>9.8%</b>



# Superintendencia de Seguros y Reaseguros de Panamá

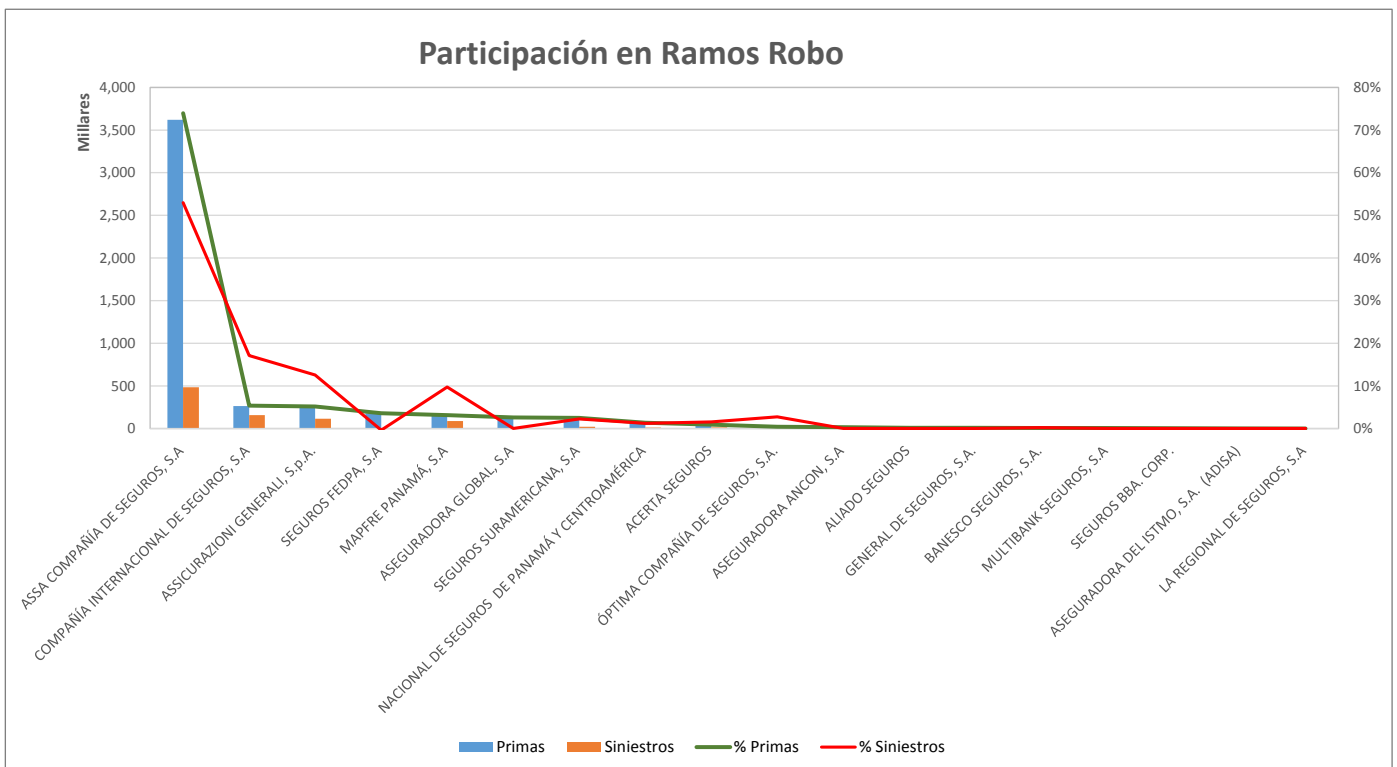
## Participación de Mercado por Ramos



### RAMO DE ROBO

AL MES DE MARZO DE 2017

#	Compañía de Seguros	Primas	% Primas	#	Siniestros	% Siniestros	Sinistralidad Promedio
1	ASSA COMPAÑÍA DE SEGUROS, S.A	3,619,388.15	73.9%	1	484,153.96	53.0%	13.4%
2	COMPAÑÍA INTERNACIONAL DE SEGUROS, S.A	262,778.15	5.4%	2	156,435.44	17.1%	59.5%
3	ASSICURAZIONI GENERALI, S.p.A.	252,919.56	5.2%	3	114,814.28	12.6%	45.4%
4	SEGUROS FEDPA, S.A	175,916.80	3.6%	26	-3,467.00	-0.4%	0.0%
5	MAPFRE PANAMÁ, S.A	155,016.16	3.2%	4	88,872.08	9.7%	57.3%
6	ASEGURADORA GLOBAL, S.A	126,701.15	2.6%	12	0.00	0.0%	0.0%
7	SEGUROS SURAMERICANA, S.A	121,679.26	2.5%	6	20,358.25	2.2%	16.7%
8	NACIONAL DE SEGUROS DE PANAMÁ Y CENTROAMÉRICA	67,195.56	1.4%	8	11,207.08	1.2%	16.7%
9	ACERTA SEGUROS	43,751.16	0.9%	7	14,462.76	1.6%	33.1%
10	ÓPTIMA COMPAÑÍA DE SEGUROS, S.A.	20,451.85	0.4%	5	24,918.59	2.7%	121.8%
11	ASEGURADORA ANCON, S.A	15,018.95	0.3%	10	20.07	0.0%	0.1%
12	ALIADO SEGUROS	9,301.39	0.2%	13	0.00	0.0%	0.0%
13	GENERAL DE SEGUROS, S.A.	8,232.65	0.2%	14	0.00	0.0%	0.0%
14	BANESCO SEGUROS, S.A.	6,002.11	0.1%	9	2,145.39	0.2%	35.7%
15	MULTIBANK SEGUROS, S.A	5,988.43	0.1%	15	0.00	0.0%	0.0%
16	SEGUROS BBA. CORP.	3,296.88	0.1%	16	0.00	0.0%	0.0%
17	ASEGURADORA DEL ISTMO, S.A. (ADISA)	940.25	0.0%	11	12.75	0.0%	1.4%
18	LA REGIONAL DE SEGUROS, S.A	0.00	0.0%	17	0.00	0.0%	0.0%
19	BUPA PANAMÁ, S.A.	0.00	0.0%	18	0.00	0.0%	0.0%
20	CHUBB SEGUROS PANAMA, S.A.	0.00	0.0%	19	0.00	0.0%	0.0%
21	LA FLORESTA DE SEGUROS Y VIDA, S.A	0.00	0.0%	20	0.00	0.0%	0.0%
22	MERCANTIL PANAMÁ SEGUROS, S.A	0.00	0.0%	21	0.00	0.0%	0.0%
23	PAN AMERICAN LIFE INSURANCE DE PANAMÁ, S.A	0.00	0.0%	22	0.00	0.0%	0.0%
24	SAGICOR PANAMÁ, S.A	0.00	0.0%	23	0.00	0.0%	0.0%
25	VIVIR COMPAÑÍA DE SEGUROS, SA.	0.00	0.0%	24	0.00	0.0%	0.0%
26	WORLDWIDE MEDICAL ASSURANCE, LTD	0.00	0.0%	25	0.00	0.0%	0.0%
<b>TOTAL</b>		<b>\$4,894,578.46</b>	<b>100%</b>		<b>\$913,933.65</b>	<b>100%</b>	<b>18.7%</b>



# Superintendencia de Seguros y Reaseguros de Panamá

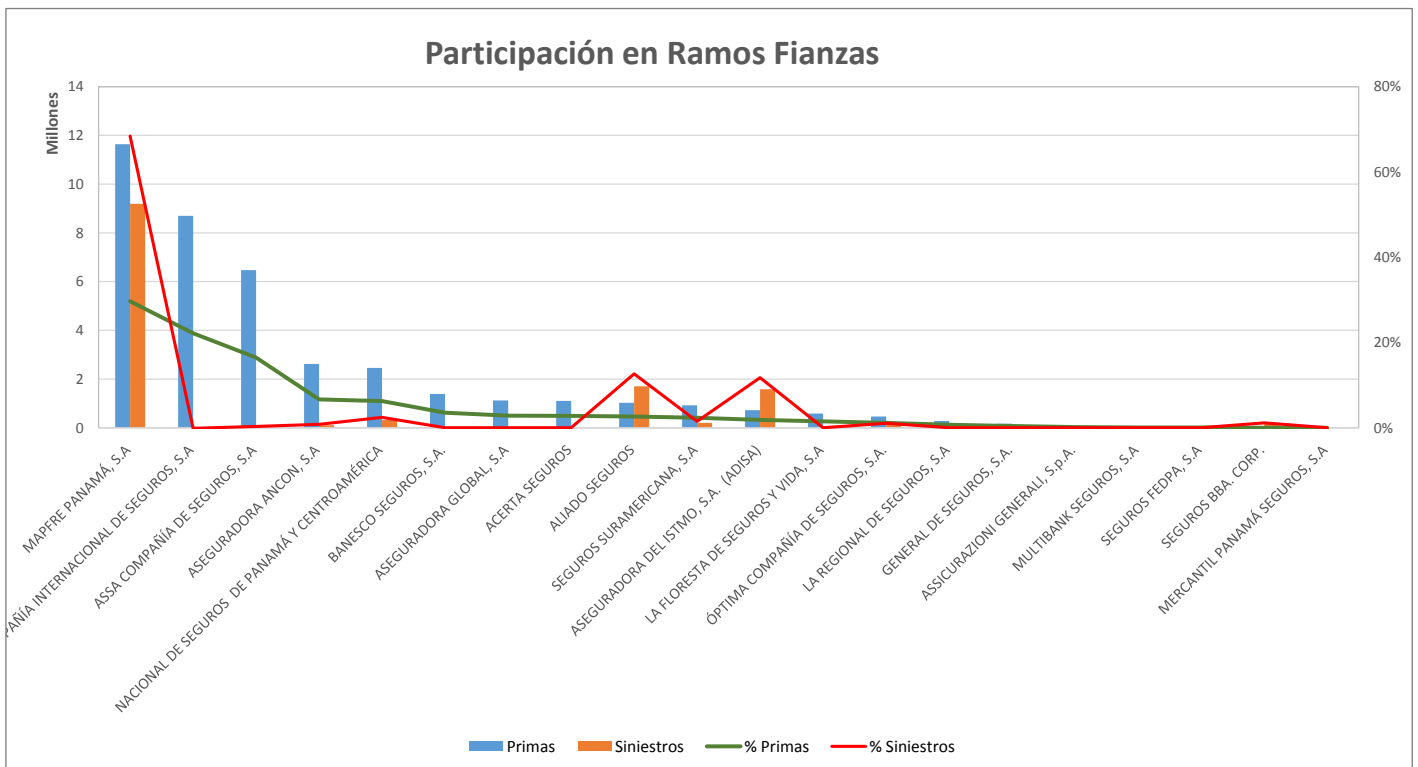
## Participación de Mercado por Ramos



### RAMO DE FIANZAS

AL MES DE MARZO DE 2017

#	Compañía de Seguros	Primas	% Primas	#	Siniestros	% Siniestros	Sinistralidad Promedio
1	MAPFRE PANAMÁ, S.A	11,644,245.54	29.7%	1	9,198,889.60	68.4%	79.0%
2	COMPAÑÍA INTERNACIONAL DE SEGUROS, S.A	8,697,353.97	22.2%	26	-16,587.06	-0.1%	0.0%
3	ASSA COMPAÑÍA DE SEGUROS, S.A	6,469,937.25	16.5%	9	42,002.50	0.3%	0.6%
4	ASEGURADORA ANCON, S.A	2,620,035.52	6.7%	8	109,634.30	0.8%	4.2%
5	NACIONAL DE SEGUROS DE PANAMÁ Y CENTROAMÉRICA	2,461,623.55	6.3%	4	327,884.97	2.4%	13.3%
6	BANESCO SEGUROS, S.A.	1,387,874.97	3.5%	11	0.00	0.0%	0.0%
7	ASEGURADORA GLOBAL, S.A	1,122,113.30	2.9%	12	0.00	0.0%	0.0%
8	ACERTA SEGUROS	1,103,591.45	2.8%	10	428.00	0.0%	0.0%
9	ALIADO SEGUROS	1,031,306.14	2.6%	2	1,699,679.05	12.6%	164.8%
10	SEGUROS SURAMERICANA, S.A	927,249.32	2.4%	5	201,734.19	1.5%	21.8%
11	ASEGURADORA DEL ISTMO, S.A. (ADISA)	720,961.26	1.8%	3	1,583,090.17	11.8%	219.6%
12	LA FLORESTA DE SEGUROS Y VIDA, S.A	584,567.80	1.5%	13	0.00	0.0%	0.0%
13	ÓPTIMA COMPAÑÍA DE SEGUROS, S.A.	459,642.90	1.2%	7	140,000.00	1.0%	30.5%
14	LA REGIONAL DE SEGUROS, S.A	280,225.98	0.7%	14	0.00	0.0%	0.0%
15	GENERAL DE SEGUROS, S.A.	172,500.09	0.4%	15	0.00	0.0%	0.0%
16	ASSICURAZIONI GENERALI, S.p.A.	70,400.91	0.2%	16	0.00	0.0%	0.0%
17	MULTIBANK SEGUROS, S.A	35,833.63	0.1%	17	0.00	0.0%	0.0%
18	SEGUROS FEDPA, S.A	19,133.95	0.0%	18	0.00	0.0%	0.0%
19	SEGUROS BBA. CORP.	4,149.42	0.0%	6	158,058.94	1.2%	3809.2%
20	MERCANTIL PANAMÁ SEGUROS, S.A	1,179.28	0.0%	19	0.00	0.0%	0.0%
21	BUPA PANAMÁ, S.A.	0.00	0.0%	20	0.00	0.0%	0.0%
22	PAN AMERICAN LIFE INSURANCE DE PANAMÁ, S.A	0.00	0.0%	21	0.00	0.0%	0.0%
23	SAGICOR PANAMÁ, S.A	0.00	0.0%	22	0.00	0.0%	0.0%
24	VIVIR COMPAÑÍA DE SEGUROS, SA.	0.00	0.0%	23	0.00	0.0%	0.0%
25	WORLDWIDE MEDICAL ASSURANCE, LTD	0.00	0.0%	24	0.00	0.0%	0.0%
26	CHUBB SEGUROS PANAMA, S.A.	-579,533.23	-1.5%	25	0.00	0.0%	0.0%
<b>TOTAL</b>		<b>\$39,234,393.00</b>	<b>100%</b>		<b>\$13,444,814.66</b>	<b>100%</b>	<b>34.3%</b>



# Superintendencia de Seguros y Reaseguros de Panamá

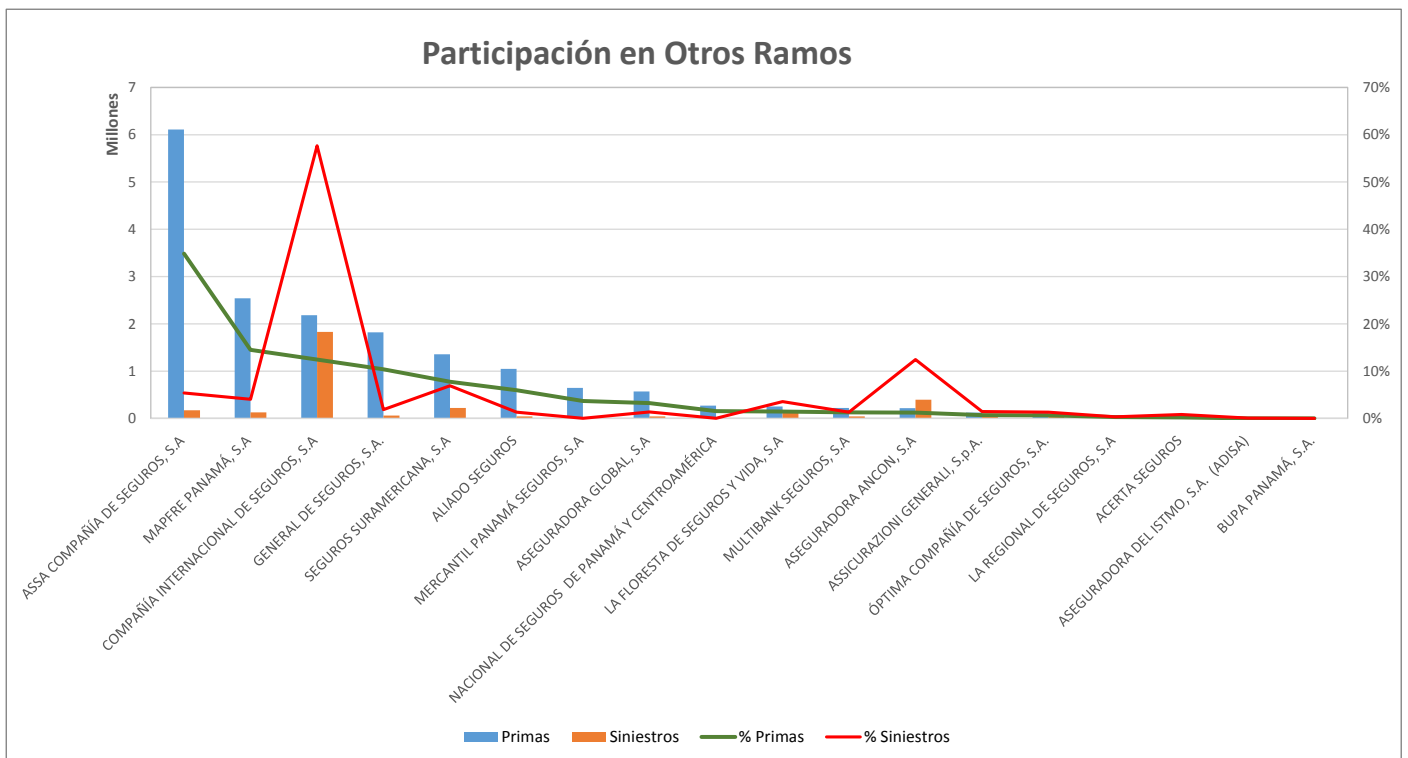
## Participación de Mercado por Ramos



### OTROS RAMOS

AL MES DE MARZO DE 2017

#	Compañía de Seguros	Primas	% Primas	#	Siniestros	% Siniestros	Sinestralidad Promedio
1	ASSA COMPAÑÍA DE SEGUROS, S.A	6,111,916.92	34.8%	4	171,158.54	5.4%	2.8%
2	MAPFRE PANAMÁ, S.A	2,540,904.00	14.5%	5	127,727.75	4.0%	5.0%
3	COMPAÑÍA INTERNACIONAL DE SEGUROS, S.A	2,181,473.79	12.4%	1	1,828,662.81	57.7%	83.8%
4	GENERAL DE SEGUROS, S.A.	1,818,905.53	10.4%	7	59,062.05	1.9%	3.2%
5	SEGUROS SURAMERICANA, S.A	1,357,320.99	7.7%	3	219,111.39	6.9%	16.1%
6	ALIADO SEGUROS	1,048,083.25	6.0%	12	42,007.56	1.3%	4.0%
7	MERCANTIL PANAMÁ SEGUROS, S.A	646,940.77	3.7%	18	100.63	0.0%	0.0%
8	ASEGURADORA GLOBAL, S.A	568,117.24	3.2%	9	43,034.02	1.4%	7.6%
9	NACIONAL DE SEGUROS DE PANAMÁ Y CENTROAMÉRICA	270,798.52	1.5%	17	225.80	0.0%	0.1%
10	LA FLORESTA DE SEGUROS Y VIDA, S.A	252,659.10	1.4%	6	112,280.50	3.5%	44.4%
11	MULTIBANK SEGUROS, S.A	220,506.65	1.3%	11	42,263.90	1.3%	19.2%
12	ASEGURADORA ANCON, S.A	214,751.80	1.2%	2	394,530.16	12.4%	183.7%
13	ASSICURAZIONI GENERALI, S.p.A.	120,558.45	0.7%	8	45,323.89	1.4%	37.6%
14	ÓPTIMA COMPAÑÍA DE SEGUROS, S.A.	110,709.26	0.6%	10	42,358.50	1.3%	38.3%
15	LA REGIONAL DE SEGUROS, S.A	54,091.28	0.3%	14	9,993.25	0.3%	18.5%
16	ACERTA SEGUROS	36,019.30	0.2%	13	26,279.27	0.8%	73.0%
17	ASEGURADORA DEL ISTMO, S.A. (ADISA)	0.00	0.0%	16	1,495.63	0.0%	#¡DIV/0!
18	BUPA PANAMÁ, S.A.	0.00	0.0%	19	0.00	0.0%	0.0%
19	CHUBB SEGUROS PANAMA, S.A.	0.00	0.0%	20	0.00	0.0%	0.0%
20	PAN AMERICAN LIFE INSURANCE DE PANAMÁ, S.A	0.00	0.0%	21	0.00	0.0%	0.0%
21	SAGICOR PANAMÁ, S.A	0.00	0.0%	22	0.00	0.0%	0.0%
22	SEGUROS BBA. CORP.	0.00	0.0%	23	0.00	0.0%	0.0%
23	SEGUROS FEDPA, S.A	0.00	0.0%	24	0.00	0.0%	0.0%
24	VIVIR COMPAÑÍA DE SEGUROS, SA.	0.00	0.0%	25	0.00	0.0%	0.0%
25	WORLDWIDE MEDICAL ASSURANCE, LTD	0.00	0.0%	26	0.00	0.0%	0.0%
26	BANESCO SEGUROS, S.A.	-13,122.86	-0.1%	15	5,383.79	0.2%	-41.0%
<b>TOTAL</b>		<b>\$17,540,633.99</b>	<b>100%</b>		<b>\$3,170,999.44</b>	<b>100%</b>	<b>18.1%</b>





**SUPERINTENDENCIA DE SEGUROS Y REASEGUROS DE PANAMA**  
**Cuadro 01. PRIMAS SUSCRITAS DE SEGURO DIRECTO TOTALES LOCAL Y EXTERIOR**  
**AL MES DE MARZO DE 2017**

Compañía de Seguros	TOTAL	Vida Individual	Accidentes Personales	Salud	Colectivo de Vida	Incendio	Multirisgo	Transporte de Carga	Casco	Automóvil	Ramos Técnicos	Responsabilidad Civil	Robo	Fianzas	Otros Ramos
ACERTA SEGUROS	4,860,535.97	176,332.62	65,541.59	359,563.51	90,883.39	235,316.22	33,448.10	102,934.59	27,452.33	1,996,058.49	429,613.47	160,029.75	43,751.16	1,103,591.45	36,019.30
ALIADO SEGUROS	3,924,181.44	-	49,108.92	-	216,407.24	291,182.81	21,659.39	59,645.16	31,702.27	766,120.85	257,262.90	142,401.12	9,301.39	1,031,306.14	1,048,083.25
ASEGURADORA ANCON, S.A	15,178,008.76	150,790.61	326,211.08	3,106,926.77	1,210,514.07	1,127,975.06	92,584.28	189,542.64	189,129.92	5,418,351.89	203,731.16	312,445.01	15,018.95	2,620,035.52	214,751.80
ASEGURADORA DEL ISTMO, S.A. (ADISA)	1,035,403.21	87,336.73	4,244.46	167,734.96	3,456.45	(1,776.00)	-	250.00	-	197.13	30,199.58	21,858.39	940.25	720,961.26	-
ASEGURADORA GLOBAL, S.A	6,378,499.31	143,905.39	129,098.52	-	2,523,967.25	356,081.67	-	-	-	1,408,514.79	-	-	126,701.15	1,122,113.30	568,117.24
ASSA COMPAÑÍA DE SEGUROS, S.A	70,329,415.72	6,291,457.38	702,361.07	10,066,114.84	8,778,874.67	12,005,629.32	193,355.42	1,034,511.75	1,857,108.67	7,806,889.72	900,027.29	4,491,843.27	3,619,388.15	6,469,937.25	6,111,916.92
ASSICURAZIONI GENERALI, S.p.A.	27,655,961.08	6,310,824.05	456,903.69	4,591,844.53	1,819,727.88	4,095,495.90	825,008.09	679,089.25	248,350.14	6,665,667.97	928,629.79	590,540.87	252,919.56	70,400.91	120,558.45
BANESCO SEGUROS, S.A.	4,971,382.98	250,898.18	12,289.82	127,653.03	1,485,488.77	216,976.17	115,399.34	43,818.77	79,394.12	709,242.83	422,319.89	127,147.84	6,002.11	1,387,874.97	(13,122.86)
BUPA PANAMÁ, S.A.	910,315.74	-	-	910,315.74	-	-	-	-	-	-	-	-	-	-	-
CHUBB SEGUROS PANAMA, S.A.	786,743.96	-	230,665.46	-	(6,775.51)	404,698.68	70,253.43	234,375.91	-	-	57,179.62	375,879.60	-	(579,533.23)	-
COMPAÑÍA INTERNACIONAL DE SEGUROS, S.A	56,129,187.79	6,409,598.17	1,259,830.45	10,822,373.37	7,069,517.25	3,415,399.35	168,635.10	1,538,459.28	948,640.40	10,029,962.64	1,686,588.06	1,638,577.81	262,778.15	8,697,353.97	2,181,473.79
GENERAL DE SEGUROS, S.A.	10,137,763.46	-	1,460.33	-	5,323,944.61	1,221,606.10	17,146.03	82,130.82	-	1,121,494.37	151,292.78	219,050.15	8,232.65	172,500.09	1,818,905.53
LA FLORESTA DE SEGUROS Y VIDA, S.A	2,719,820.30	54,738.90	85,487.90	414,708.10	27,501.60	210,240.40	-	38,406.90	-	850,365.70	62,059.00	139,084.90	-	584,567.80	252,659.10
LA REGIONAL DE SEGUROS, S.A	1,690,595.04	66,482.83	(12,714.63)	-	82,248.77	64,557.98	30,786.70	-	-	1,079,437.06	45,479.07	-	-	280,225.98	54,091.28
MAPFRE PANAMÁ, S.A	56,036,681.39	6,187,377.39	306,659.73	13,943,181.02	5,806,588.89	2,673,343.12	-	834,710.33	508,121.80	9,392,506.44	889,851.86	1,154,175.11	155,016.16	11,644,245.54	2,540,904.00
MERCANTIL PANAMÁ SEGUROS, S.A	1,223,219.90	96,076.60	8,171.43	439,864.05	-	-	14,256.72	-	-	16,731.05	-	-	-	1,179.28	646,940.77
MULTIBANK SEGUROS, S.A	3,744,277.12	52,175.70	174,016.91	-	1,441,736.04	237,698.86	7,447.02	3,719.10	535,477.22	957,176.87	61,834.00	10,666.69	5,988.43	35,833.63	220,506.65
NACIONAL DE SEGUROS DE PANAMÁ Y CENTROAMÉRICA	5,636,382.23	87,634.68	92,348.47	-	85,547.70	1,268,858.96	-	(1,703.56)	132,547.36	299,537.89	238,544.70	633,448.40	67,195.56	2,461,623.55	270,798.52
ÓPTIMA COMPAÑÍA DE SEGUROS, S.A.	3,702,076.71	-	357,635.03	-	389,435.81	319,389.02	45,278.67	203,842.33	231,413.73	682,019.82	138,273.78	743,984.51	20,451.85	459,642.90	110,709.26
PAN AMERICAN LIFE INSURANCE DE PANAMÁ, S.A	33,558,354.51	7,225,615.20	467,745.67	19,212,580.22	6,652,413.42	-	-	-	-	-	-	-	-	-	-
SAGICOR PANAMÁ, S.A	1,206,978.81	164,135.00	7,402.20	948,603.84	86,837.77	-	-	-	-	-	-	-	-	-	-
SEGUROS BBA. CORP.	1,544,344.02	2,738.47	3,998.61	-	9,857.04	23,473.64	-	(33.39)	112,575.76	1,366,831.17	5,935.53	11,520.89	3,296.88	4,149.42	-
SEGUROS FEDPA, S.A	8,390,490.95	7,037.92	634,597.87	19,849.70	1,098,575.27	44,935.50	14,528.44	11,301.26	-	6,328,631.64	10,294.96	25,687.64	175,916.80	19,133.95	-
SEGUROS SURAMERICANA, S.A	31,958,450.12	5,481,261.55	1,993,858.72	189,328.79	5,185,969.72	2,867,808.57	-	836,053.46	-	11,921,074.46	673,031.04	403,814.24	121,679.26	927,249.32	1,357,320.99
VIVIR COMPAÑÍA DE SEGUROS, SA.	1,843,904.64	-	437.46	1,582,200.15	261,267.03	-	-	-	-	-	-	-	-	-	-
WORLDWIDE MEDICAL ASSURANCE, LTD	5,155,512.61	676,426.26	886.94	4,398,119.02	80,080.39	-	-	-	-	-	-	-	-	-	-
<b>TOTAL</b>	<b>360,708,487.77</b>	<b>39,922,843.63</b>	<b>7,358,247.70</b>	<b>71,300,961.64</b>	<b>49,724,065.52</b>	<b>31,078,891.33</b>	<b>1,649,786.73</b>	<b>5,891,054.60</b>	<b>4,901,913.72</b>	<b>68,816,812.78</b>	<b>7,192,148.48</b>	<b>11,202,156.19</b>	<b>4,894,578.46</b>	<b>39,234,393.00</b>	<b>17,540,633.99</b>





**SUPERINTENDENCIA DE SEGUROS Y REASEGUROS DE PANAMA**  
**Cuadro 02. SINIESTROS PAGADOS DE SEGURO DIRECTO TOTALES LOCAL Y EXTERIOR**  
**AL MES DE MARZO DE 2017**

Compañía de Seguros	TOTAL	Vida Individual	Accidentes Personales	Salud	Colectivo de Vida	Incendio	Multirisgo	Transporte de Carga	Casco	Automóvil	Ramos Técnicos	Responsabilidad Civil	Robo	Fianzas	Otros Ramos
ACERTA SEGUROS	2,423,316.50	100,000.00	5,510.26	359,511.01	26,109.87	95,197.50	28,770.52	120,322.11	11,715.43	1,556,436.70	(5,711.98)	84,285.05	14,462.76	428.00	26,279.27
ALIADO SEGUROS	3,892,119.39	-	4,296.16	-	94,301.14	534,916.80	6,074.19	15,211.85	300,000.00	1,145,624.33	25,850.26	24,158.05	-	1,699,679.05	42,007.56
ASEGURADORA ANCON, S.A	10,739,072.56	40,000.00	20,702.93	2,343,560.82	723,968.15	3,756,923.13	5,636.78	51,354.24	2,817.25	3,189,008.55	74,265.13	26,651.05	20.07	109,634.30	394,530.16
ASEGURADORA DEL ISTMO, S.A. (ADISA)	1,686,833.83	-	2,189.59	74,714.29	14.17	1,196.11	-	703.28	-	22,912.45	-	505.39	12.75	1,583,090.17	1,495.63
ASEGURADORA GLOBAL, S.A	1,494,941.13	3,300.00	326.69	-	496,493.44	24,050.08	-	-	-	927,736.90	-	-	-	-	43,034.02
ASSA COMPAÑÍA DE SEGUROS, S.A	21,739,552.87	1,159,260.61	238,653.57	7,141,363.49	2,637,166.35	2,968,338.71	68,221.32	754,961.56	300,402.29	5,454,728.96	15,547.30	303,593.71	484,153.96	42,002.50	171,158.54
ASSICURAZIONI GENERALI, S.p.A.	9,587,714.73	2,029,117.07	101,622.33	2,117,312.53	716,894.54	312,668.66	209,827.43	50,647.89	21,847.57	3,557,216.20	248,756.23	61,666.11	114,814.28	-	45,323.89
BANESCO SEGUROS, S.A.	2,038,178.26	-	515.03	60,591.13	236,739.37	2,896.60	930,508.89	90,175.91	-	619,241.21	53,114.33	36,866.61	2,145.39	-	5,383.79
BUPA PANAMÁ, S.A.	345,234.13	-	-	345,234.13	-	-	-	-	-	-	-	-	-	-	-
CHUBB SEGUROS PANAMA, S.A.	55,677.89	-	3,425.00	-	-	3,522.67	-	-	-	-	9,992.39	38,737.83	-	-	-
COMPAÑÍA INTERNACIONAL DE SEGUROS, S.A	21,655,827.36	1,006,308.26	320,461.33	8,125,486.37	1,840,384.23	444,183.21	16,985.17	358,458.67	117,010.06	7,089,173.79	137,239.28	231,625.80	156,435.44	(16,587.06)	1,828,662.81
GENERAL DE SEGUROS, S.A.	1,847,231.36	-	303.54	-	953,608.71	48,375.69	(226.08)	-	-	770,862.78	12,680.13	2,564.54	-	-	59,062.05
LA FLORESTA DE SEGUROS Y VIDA, S.A	3,399,701.20	-	2,498.60	246,449.20	2,686.30	2,343,156.60	-	-	-	687,914.20	-	4,715.80	-	-	112,280.50
LA REGIONAL DE SEGUROS, S.A	509,454.22	-	-	-	13,605.21	292.50	6,959.41	-	-	478,603.85	-	-	-	-	9,993.25
MAPFRE PANAMÁ, S.A	37,057,784.44	2,292,079.74	224,808.29	10,502,475.57	2,977,346.31	1,265,697.19	-	204,221.41	612,450.58	9,289,980.31	87,535.42	185,700.19	88,872.08	9,198,889.60	127,727.75
MERCANTIL PANAMÁ SEGUROS, S.A	187,082.52	-	-	180,425.46	-	-	-	-	-	6,556.43	-	-	-	-	100.63
MULTIBANK SEGUROS, S.A	834,562.83	-	80,100.00	-	350,052.29	70,399.47	945.56	-	-	290,801.61	-	-	-	-	42,263.90
NACIONAL DE SEGUROS DE PANAMÁ Y CENTROAMÉRICA	689,675.71	-	-	-	15,707.58	13,132.49	-	-	-	308,374.74	13,143.05	-	11,207.08	327,884.97	225.80
ÓPTIMA COMPAÑÍA DE SEGUROS, S.A.	4,382,186.89	-	39,509.80	-	104,412.86	3,473,819.21	34,851.55	7,329.71	47,923.46	394,847.92	6,387.63	65,827.66	24,918.59	140,000.00	42,358.50
PAN AMERICAN LIFE INSURANCE DE PANAMÁ, S.A	11,922,819.42	779,422.39	71,825.14	10,421,478.21	650,093.68	-	-	-	-	-	-	-	-	-	-
SAGICOR PANAMÁ, S.A	802,330.46	-	8,238.06	789,092.40	5,000.00	-	-	-	-	-	-	-	-	-	-
SEGUROS BBA. CORP.	475,284.36	-	(15,401.62)	-	5,345.09	2,474.50	-	-	-	324,266.70	390.75	150.00	-	158,058.94	-
SEGUROS FEDPA, S.A	3,901,258.69	-	87,178.83	-	443,538.93	-	22,484.04	11,468.00	-	3,337,856.54	2,199.35	-	(3,467.00)	-	-
SEGUROS SURAMERICANA, S.A	13,775,848.31	1,537,088.13	147,281.09	-	1,919,210.25	3,087,190.15	-	97,480.12	-	6,277,933.93	233,421.98	35,038.83	20,358.25	201,734.19	219,111.39
VIVIR COMPAÑÍA DE SEGUROS, SA.	1,540,010.05	-	1,313.51	1,494,505.33	44,191.21	-	-	-	-	-	-	-	-	-	-
WORLDWIDE MEDICAL ASSURANCE, LTD	5,707,948.51	30,000.00	1,755.06	5,666,650.17	9,543.28	-	-	-	-	-	-	-	-	-	-
<b>TOTAL</b>	<b>162,691,647.62</b>	<b>8,976,576.20</b>	<b>1,347,113.19</b>	<b>49,868,850.11</b>	<b>14,266,412.96</b>	<b>18,448,431.27</b>	<b>1,331,038.78</b>	<b>1,762,334.75</b>	<b>1,414,166.64</b>	<b>45,730,078.10</b>	<b>914,811.25</b>	<b>1,102,086.62</b>	<b>913,933.65</b>	<b>13,444,814.66</b>	<b>3,170,999.44</b>