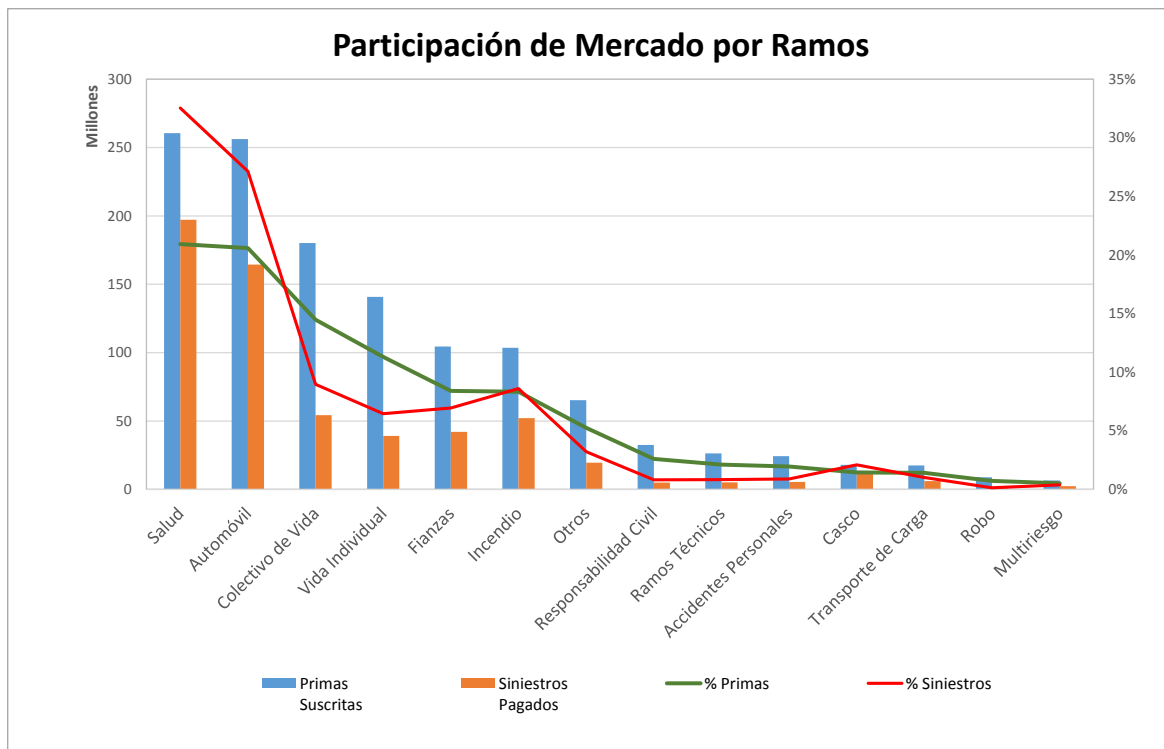


## Superintendencia de Seguros y Reaseguros de Panamá Participación de Mercado por Productos



AL 30 DE OCTUBRE DE 2018

#	Ramos de Seguros	Primas Suscritas	% Primas	#	Siniestros Pagados	% Siniestros	Sinestralidad Promedio
1	Salud	260,534,131.30	20.9%	1	197,226,881.87	32.5%	75.7%
2	Automóvil	256,262,095.98	20.6%	2	164,461,513.57	27.1%	64.2%
3	Colectivo de Vida	180,156,772.21	14.5%	3	54,261,736.36	9.0%	30.1%
4	Vida Individual	140,749,584.24	11.3%	6	39,126,495.05	6.5%	27.8%
5	Fianzas	104,517,277.52	8.4%	5	42,102,195.72	6.9%	40.3%
6	Incendio	103,610,028.66	8.3%	4	52,105,081.45	8.6%	50.3%
7	Otros	65,271,429.17	5.2%	7	19,427,181.01	3.2%	29.8%
8	Responsabilidad Civil	32,420,976.97	2.6%	12	4,966,213.45	0.8%	15.3%
9	Ramos Técnicos	26,330,277.81	2.1%	11	5,077,988.03	0.8%	19.3%
10	Accidentes Personales	24,248,744.13	1.9%	10	5,358,781.09	0.9%	22.1%
11	Casco	17,920,854.00	1.4%	8	12,659,017.08	2.1%	70.6%
12	Transporte de Carga	17,547,627.95	1.4%	9	6,114,775.38	1.0%	34.8%
13	Robo	8,897,664.31	0.7%	14	825,414.13	0.1%	9.3%
14	Multirisgo	6,459,381.25	0.5%	13	2,359,653.85	0.4%	36.5%
<b>TOTAL</b>		<b>\$1,244,926,845.50</b>	<b>100%</b>		<b>\$606,072,928.04</b>	<b>100%</b>	<b>48.7%</b>



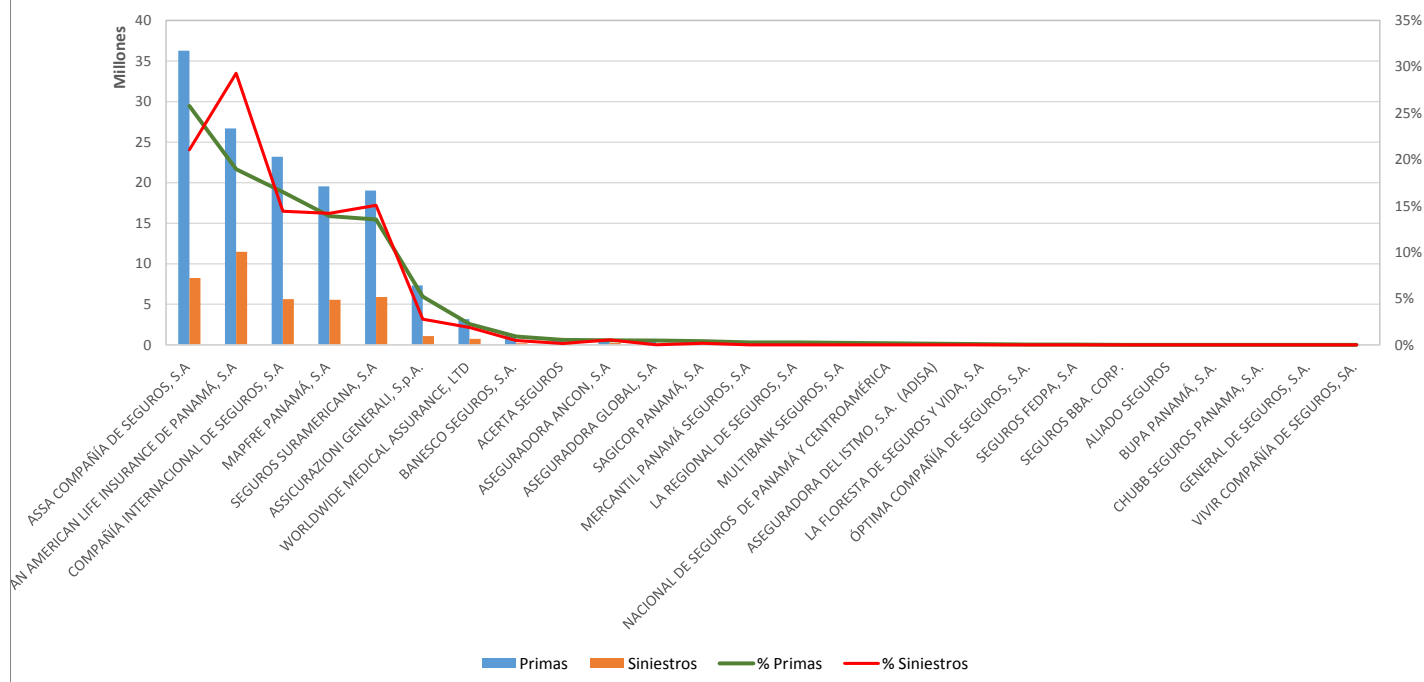
# Superintendencia de Seguros y Reaseguros de Panamá Participación de Mercado por Productos



## VIDA INDIVIDUAL AL 30 DE OCTUBRE DE 2018

#	Compañía de Seguros	Primas	% Primas	#	Siniestros	% Siniestros	Sinestralidad Promedio
1	ASSA COMPAÑÍA DE SEGUROS, S.A	36,277,539.40	25.8%	2	8,238,974.53	21.1%	22.7%
2	PAN AMERICAN LIFE INSURANCE DE PANAMÁ, S.A	26,681,668.36	19.0%	1	11,464,813.30	29.3%	43.0%
3	COMPAÑÍA INTERNACIONAL DE SEGUROS, S.A	23,201,422.04	16.5%	4	5,638,153.77	14.4%	24.3%
4	MAPFRE PANAMÁ, S.A	19,537,335.96	13.9%	5	5,549,900.31	14.2%	28.4%
5	SEGUROS SURAMERICANA, S.A	19,027,006.43	13.5%	3	5,889,770.91	15.1%	31.0%
6	ASSICURAZIONI GENERALI, S.p.A.	7,321,606.41	5.2%	6	1,086,543.07	2.8%	14.8%
7	WORLDWIDE MEDICAL ASSURANCE, LTD	3,161,253.95	2.2%	7	733,500.00	1.9%	23.2%
8	BANESCO SEGUROS, S.A.	1,260,120.83	0.9%	9	186,069.14	0.5%	14.8%
9	ACERTA SEGUROS	737,038.09	0.5%	11	55,564.66	0.1%	7.5%
10	ASEGURADORA ANCON, S.A	698,252.37	0.5%	8	210,750.00	0.5%	30.2%
11	ASEGURADORA GLOBAL, S.A	640,544.43	0.5%	12	4,700.00	0.0%	0.7%
12	SAGICOR PANAMÁ, S.A	562,303.86	0.4%	10	67,755.36	0.2%	12.0%
13	MERCANTIL PANAMÁ SEGUROS, S.A	375,136.64	0.3%	13	0.00	0.0%	0.0%
14	LA REGIONAL DE SEGUROS, S.A	362,471.48	0.3%	14	0.00	0.0%	0.0%
15	MULTIBANK SEGUROS, S.A	316,788.60	0.2%	15	0.00	0.0%	0.0%
16	NACIONAL DE SEGUROS DE PANAMÁ Y CENTROAMÉRICA	227,972.80	0.2%	16	0.00	0.0%	0.0%
17	ASEGURADORA DEL ISTMO, S.A. (ADISA)	172,531.13	0.1%	17	0.00	0.0%	0.0%
18	LA FLORESTA DE SEGUROS Y VIDA, S.A	106,965.10	0.1%	18	0.00	0.0%	0.0%
19	ÓPTIMA COMPAÑÍA DE SEGUROS, S.A.	41,727.95	0.0%	19	0.00	0.0%	0.0%
20	SEGUROS FEDPA, S.A	39,898.41	0.0%	20	0.00	0.0%	0.0%
21	SEGUROS BBA. CORP.	0.00	0.0%	21	0.00	0.0%	0.0%
22	ALIADO SEGUROS	0.00	0.0%	22	0.00	0.0%	0.0%
23	BUPA PANAMÁ, S.A.	0.00	0.0%	23	0.00	0.0%	0.0%
24	CHUBB SEGUROS PANAMA, S.A.	0.00	0.0%	24	0.00	0.0%	0.0%
25	GENERAL DE SEGUROS, S.A.	0.00	0.0%	25	0.00	0.0%	0.0%
26	VIVIR COMPAÑÍA DE SEGUROS, SA.	0.00	0.0%	26	0.00	0.0%	0.0%
<b>TOTAL</b>		<b>\$140,749,584.24</b>	<b>100%</b>		<b>\$39,126,495.05</b>	<b>100%</b>	<b>27.8%</b>

### Participación en Vida Individual



# Superintendencia de Seguros y Reaseguros de Panamá

## Participación de Mercado por Productos

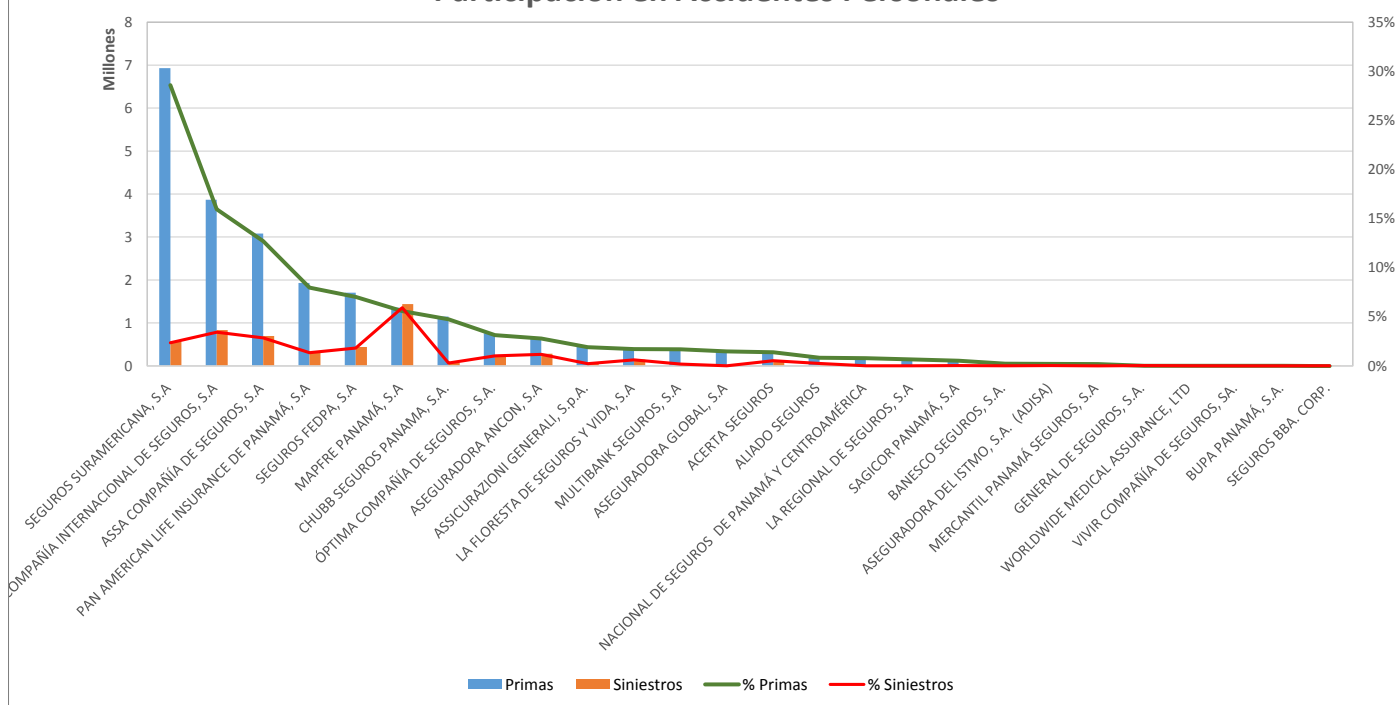


### ACCIDENTES PERSONALES

AL 30 DE OCTUBRE DE 2018

#	Compañía de Seguros	Primas	% Primas	#	Siniestros	% Siniestros	Sinestralidad Promedio
1	SEGUROS SURAMERICANA, S.A	6,933,145.62	28.6%	4	568,964.49	2.3%	8.2%
2	COMPAÑÍA INTERNACIONAL DE SEGUROS, S.A	3,866,394.64	15.9%	2	831,213.38	3.4%	21.5%
3	ASSA COMPAÑÍA DE SEGUROS, S.A	3,080,497.99	12.7%	3	693,673.15	2.9%	22.5%
4	PAN AMERICAN LIFE INSURANCE DE PANAMÁ, S.A	1,930,895.68	8.0%	6	323,521.90	1.3%	16.8%
5	SEGUROS FEDPA, S.A	1,702,152.96	7.0%	5	441,488.40	1.8%	25.9%
6	MAPFRE PANAMÁ, S.A	1,353,154.02	5.6%	1	1,436,517.88	5.9%	106.2%
7	CHUBB SEGUROS PANAMA, S.A.	1,148,110.48	4.7%	11	71,383.80	0.3%	6.2%
8	ÓPTIMA COMPAÑÍA DE SEGUROS, S.A.	757,633.11	3.1%	8	249,291.79	1.0%	32.9%
9	ASEGURADORA ANCON, S.A	673,095.48	2.8%	7	282,918.04	1.2%	42.0%
10	ASSICURAZIONI GENERALI, S.p.A.	462,639.74	1.9%	13	55,118.68	0.2%	11.9%
11	LA FLORESTA DE SEGUROS Y VIDA, S.A	412,320.60	1.7%	9	146,125.60	0.6%	35.4%
12	MULTIBANK SEGUROS, S.A	408,663.95	1.7%	14	43,688.05	0.2%	10.7%
13	ASEGURADORA GLOBAL, S.A	359,228.92	1.5%	18	2,000.00	0.0%	0.6%
14	ACERTA SEGUROS	338,284.18	1.4%	10	129,667.97	0.5%	38.3%
15	ALIADO SEGUROS	200,028.88	0.8%	12	60,052.83	0.2%	30.0%
16	NACIONAL DE SEGUROS DE PANAMÁ Y CENTROAMÉRICA	191,247.26	0.8%	20	490.85	0.0%	0.3%
17	LA REGIONAL DE SEGUROS, S.A	157,989.57	0.7%	23	104.99	0.0%	0.1%
18	SAGICOR PANAMÁ, S.A	126,676.24	0.5%	16	6,254.13	0.0%	4.9%
19	BANESCO SEGUROS, S.A.	52,984.72	0.2%	21	162.41	0.0%	0.3%
20	ASEGURADORA DEL ISTMO, S.A. (ADISA)	47,021.29	0.2%	15	9,050.12	0.0%	19.2%
21	MERCANTIL PANAMÁ SEGUROS, S.A	43,392.47	0.2%	24	0.00	0.0%	0.0%
22	GENERAL DE SEGUROS, S.A.	4,888.76	0.0%	17	5,000.00	0.0%	102.3%
23	WORLDWIDE MEDICAL ASSURANCE, LTD	3,326.71	0.0%	19	1,932.63	0.0%	58.1%
24	VIVIR COMPAÑÍA DE SEGUROS, SA.	1,077.80	0.0%	25	0.00	0.0%	0.0%
25	BUPA PANAMÁ, S.A.	0.00	0.0%	26	0.00	0.0%	0.0%
26	SEGUROS BBA. CORP.	-6,106.94	0.0%	22	160.00	0.0%	-2.6%
<b>TOTAL</b>		<b>\$24,248,744.13</b>	<b>100%</b>		<b>\$5,358,781.09</b>	<b>100%</b>	<b>22.1%</b>

### Participación en Accidentes Personales



# Superintendencia de Seguros y Reaseguros de Panamá

## Participación de Mercado por Productos

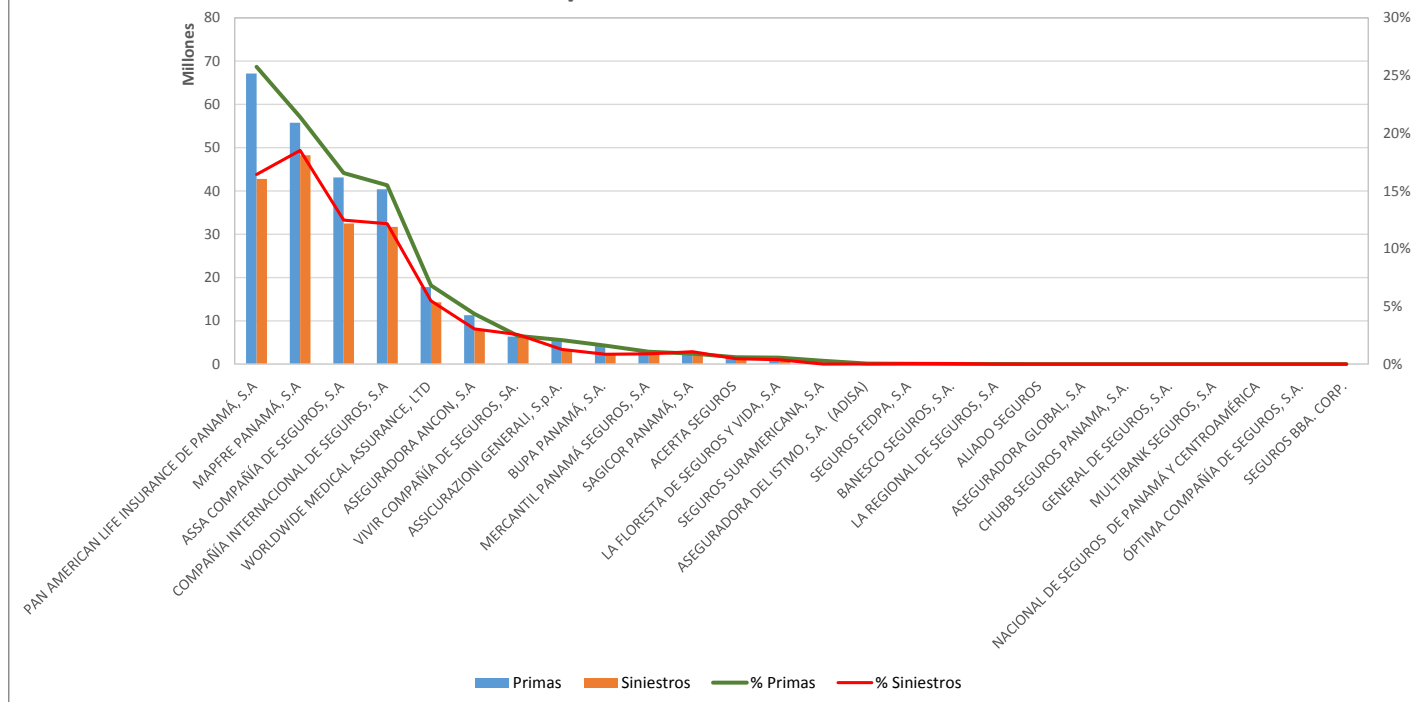


### SALUD

AL 30 DE OCTUBRE DE 2018

#	Compañía de Seguros	Primas	% Primas	#	Siniestros	% Siniestros	Sinestralidad Promedio
1	PAN AMERICAN LIFE INSURANCE DE PANAMÁ, S.A	67,118,609.43	25.8%	2	42,798,164.96	16.4%	63.8%
2	MAPFRE PANAMÁ, S.A	55,786,784.91	21.4%	1	48,230,302.83	18.5%	86.5%
3	ASSA COMPAÑÍA DE SEGUROS, S.A	43,144,308.15	16.6%	3	32,488,007.67	12.5%	75.3%
4	COMPAÑÍA INTERNACIONAL DE SEGUROS, S.A	40,382,706.48	15.5%	4	31,707,309.32	12.2%	78.5%
5	WORLDWIDE MEDICAL ASSURANCE, LTD	17,766,869.42	6.8%	5	14,265,942.25	5.5%	80.3%
6	ASEGURADORA ANCON, S.A	11,311,353.44	4.3%	6	7,957,763.18	3.1%	70.4%
7	VIVIR COMPAÑÍA DE SEGUROS, SA.	6,373,522.93	2.4%	7	6,647,954.07	2.6%	104.3%
8	ASSICURAZIONI GENERALI, S.p.A.	5,401,448.27	2.1%	8	3,322,508.17	1.3%	61.5%
9	BUPA PANAMÁ, S.A.	4,165,797.90	1.6%	11	2,237,135.59	0.9%	53.7%
10	MERCANTIL PANAMÁ SEGUROS, S.A	2,776,741.54	1.1%	10	2,333,467.40	0.9%	84.0%
11	SAGICOR PANAMÁ, S.A	2,356,276.08	0.9%	9	2,807,003.32	1.1%	119.1%
12	ACERTA SEGUROS	1,542,766.73	0.6%	12	1,225,757.35	0.5%	79.5%
13	LA FLORESTA DE SEGUROS Y VIDA, S.A	1,443,836.90	0.6%	13	982,886.50	0.4%	68.1%
14	SEGUROS SURAMERICANA, S.A	736,001.44	0.3%	17	0.00	0.0%	0.0%
15	ASEGURADORA DEL ISTMO, S.A. (ADISA)	126,959.18	0.0%	16	2,600.60	0.0%	2.0%
16	SEGUROS FEDPA, S.A	47,024.94	0.0%	14	115,894.80	0.0%	246.5%
17	BANESCO SEGUROS, S.A.	43,930.63	0.0%	15	104,183.86	0.0%	237.2%
18	LA REGIONAL DE SEGUROS, S.A	9,192.93	0.0%	18	0.00	0.0%	0.0%
19	ALIADO SEGUROS	0.00	0.0%	19	0.00	0.0%	0.0%
20	ASEGURADORA GLOBAL, S.A	0.00	0.0%	20	0.00	0.0%	0.0%
21	CHUBB SEGUROS PANAMA, S.A.	0.00	0.0%	21	0.00	0.0%	0.0%
22	GENERAL DE SEGUROS, S.A.	0.00	0.0%	22	0.00	0.0%	0.0%
23	MULTIBANK SEGUROS, S.A	0.00	0.0%	23	0.00	0.0%	0.0%
24	NACIONAL DE SEGUROS DE PANAMÁ Y CENTROAMÉRICA	0.00	0.0%	24	0.00	0.0%	0.0%
25	ÓPTIMA COMPAÑÍA DE SEGUROS, S.A.	0.00	0.0%	25	0.00	0.0%	0.0%
26	SEGUROS BBA. CORP.	0.00	0.0%	26	0.00	0.0%	0.0%
<b>TOTAL</b>		<b>\$260,534,131.30</b>	<b>100%</b>		<b>\$197,226,881.87</b>	<b>100%</b>	<b>75.7%</b>

### Participación en Ramo de Salud



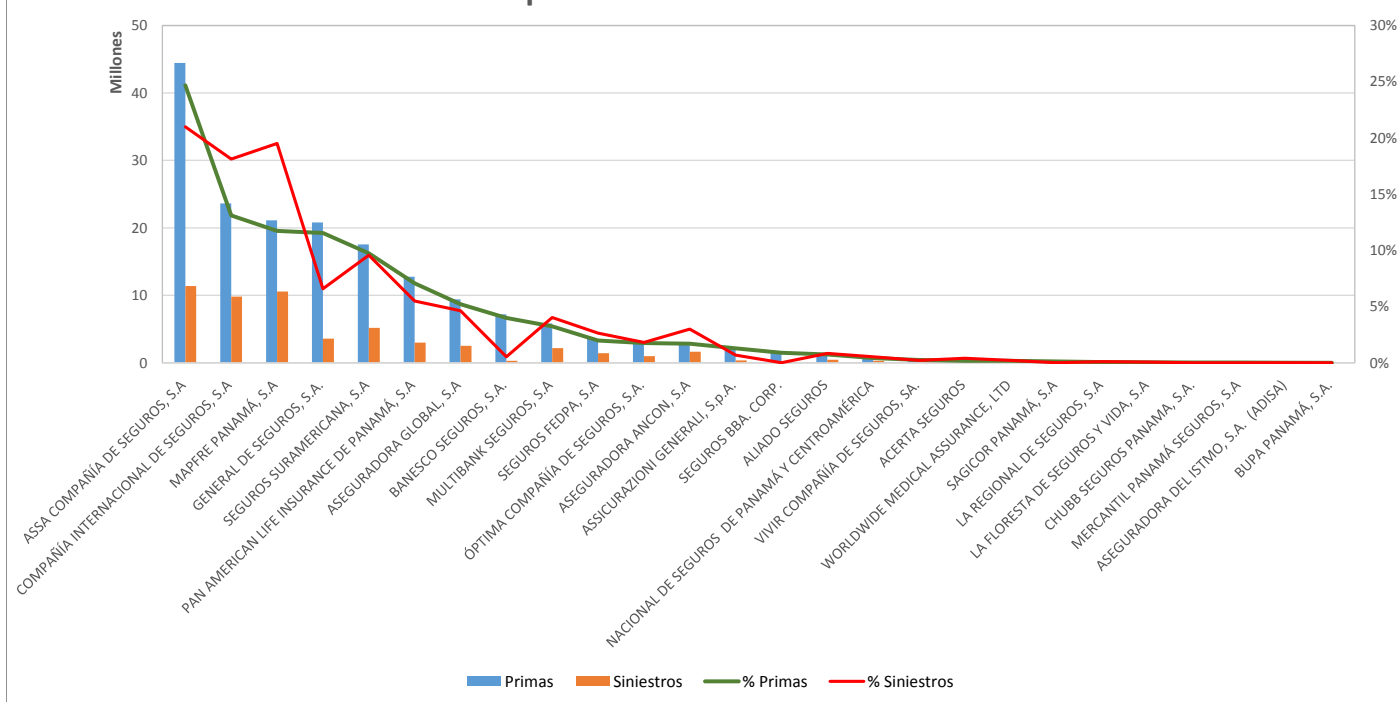
# Superintendencia de Seguros y Reaseguros de Panamá Participación de Mercado por Productos



## COLECTIVO DE VIDA AL 30 DE OCTUBRE DE 2018

#	Compañía de Seguros	Primas	% Primas	#	Siniestros	% Siniestros	Sinestralidad Promedio
1	ASSA COMPAÑÍA DE SEGUROS, S.A	44,467,011.82	24.7%	1	11,391,072.24	21.0%	25.6%
2	COMPAÑÍA INTERNACIONAL DE SEGUROS, S.A	23,611,377.21	13.1%	3	9,830,027.21	18.1%	41.6%
3	MAPFRE PANAMÁ, S.A	21,131,184.16	11.7%	2	10,582,544.44	19.5%	50.1%
4	GENERAL DE SEGUROS, S.A.	20,804,355.22	11.5%	5	3,577,904.81	6.6%	17.2%
5	SEGUROS SURAMERICANA, S.A	17,539,708.04	9.7%	4	5,192,116.63	9.6%	29.6%
6	PAN AMERICAN LIFE INSURANCE DE PANAMÁ, S.A	12,752,284.08	7.1%	6	2,984,904.20	5.5%	23.4%
7	ASEGURADORA GLOBAL, S.A	9,408,210.79	5.2%	7	2,515,371.01	4.6%	26.7%
8	BANESCO SEGUROS, S.A.	7,189,854.33	4.0%	14	293,606.83	0.5%	4.1%
9	MULTIBANK SEGUROS, S.A	5,833,241.36	3.2%	8	2,184,184.88	4.0%	37.4%
10	SEGUROS FEDPA, S.A	3,563,148.41	2.0%	10	1,432,058.14	2.6%	40.2%
11	ÓPTIMA COMPAÑÍA DE SEGUROS, S.A.	3,146,964.41	1.7%	11	987,264.45	1.8%	31.4%
12	ASEGURADORA ANCON, S.A	3,056,099.33	1.7%	9	1,628,529.47	3.0%	53.3%
13	ASSICURAZIONI GENERALI, S.p.A.	2,331,941.38	1.3%	13	370,566.31	0.7%	15.9%
14	SEGUROS BBA. CORP.	1,614,368.64	0.9%	23	900.00	0.0%	0.1%
15	ALIADO SEGUROS	1,339,152.00	0.7%	12	448,575.57	0.8%	33.5%
16	NACIONAL DE SEGUROS DE PANAMÁ Y CENTROAMÉRICA	748,963.61	0.4%	15	289,818.75	0.5%	38.7%
17	VIVIR COMPAÑÍA DE SEGUROS, SA.	443,195.61	0.2%	18	113,333.77	0.2%	25.6%
18	ACERTA SEGUROS	327,237.76	0.2%	16	222,916.23	0.4%	68.1%
19	WORLDWIDE MEDICAL ASSURANCE, LTD	309,283.08	0.2%	17	121,675.46	0.2%	39.3%
20	SAGICOR PANAMÁ, S.A	234,877.67	0.1%	21	2,138.00	0.0%	0.9%
21	LA REGIONAL DE SEGUROS, S.A	111,074.62	0.1%	19	53,740.85	0.1%	48.4%
22	LA FLORESTA DE SEGUROS Y VIDA, S.A	72,716.00	0.0%	20	37,100.00	0.1%	51.0%
23	CHUBB SEGUROS PANAMA, S.A.	63,716.87	0.0%	24	0.00	0.0%	0.0%
24	MERCANTIL PANAMÁ SEGUROS, S.A	44,889.24	0.0%	25	0.00	0.0%	0.0%
25	ASEGURADORA DEL ISTMO, S.A. (ADISA)	11,916.57	0.0%	22	1,387.11	0.0%	11.6%
26	BUPA PANAMÁ, S.A.	0.00	0.0%	26	0.00	0.0%	0.0%
<b>TOTAL</b>		<b>\$180,156,772.21</b>	<b>100%</b>		<b>\$54,261,736.36</b>	<b>100%</b>	<b>30.1%</b>

### Participación en Colectivo de Vida

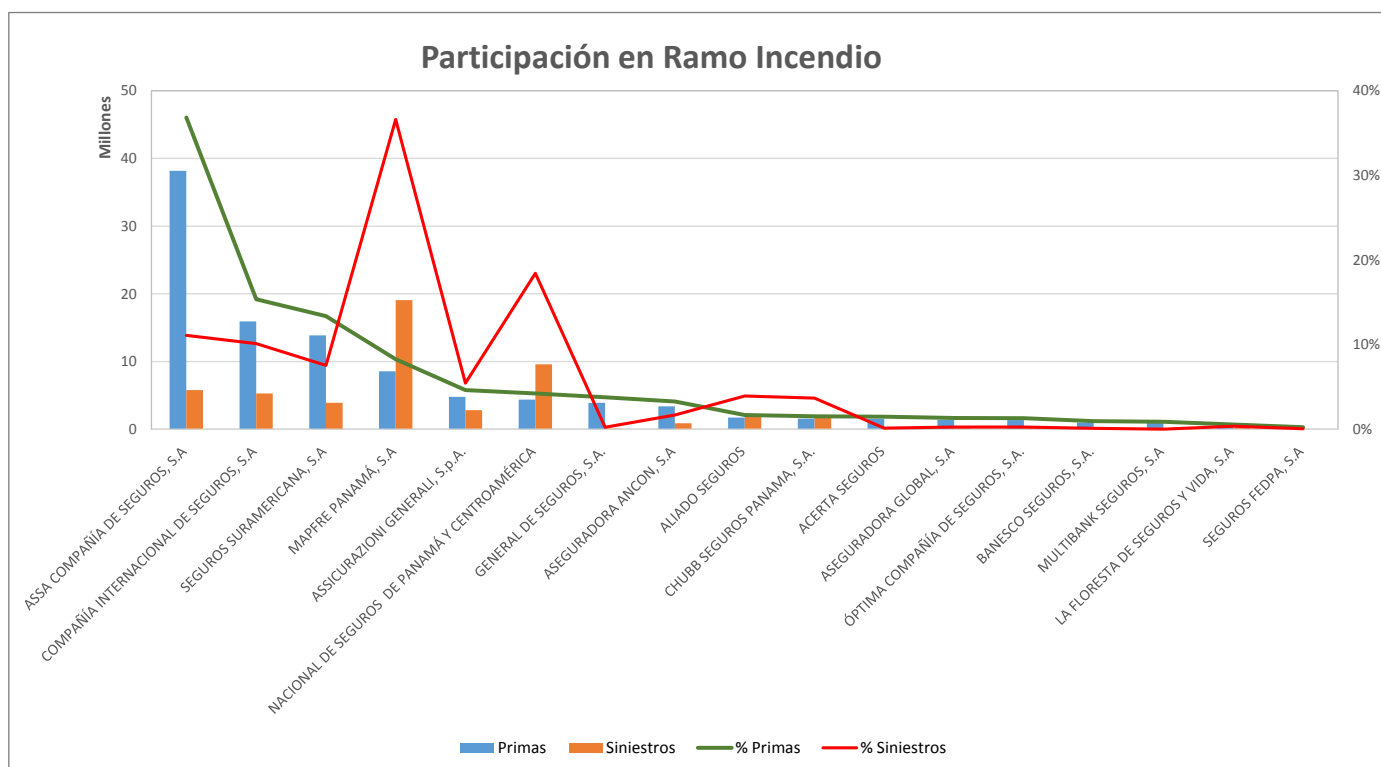


## Superintendencia de Seguros y Reaseguros de Panamá Participación de Mercado por Productos



### RAMO DE INCENDIO AL 30 DE OCTUBRE DE 2018

#	Compañía de Seguros	Primas	% Primas	#	Siniestros	% Siniestros	Sinestralidad Promedio
1	ASSA COMPAÑÍA DE SEGUROS, S.A	38,166,640.84	36.8%	3	5,782,355.48	11.1%	15.2%
2	COMPAÑÍA INTERNACIONAL DE SEGUROS, S.A	15,913,553.16	15.4%	4	5,271,486.45	10.1%	33.1%
3	SEGUROS SURAMERICANA, S.A	13,858,978.06	13.4%	5	3,927,568.94	7.5%	28.3%
4	MAPFRE PANAMÁ, S.A	8,575,421.62	8.3%	1	19,073,527.27	36.6%	222.4%
5	ASSICURAZIONI GENERALI, S.p.A.	4,786,703.09	4.6%	6	2,835,945.87	5.4%	59.2%
6	NACIONAL DE SEGUROS DE PANAMÁ Y CENTROAMÉRICA	4,377,522.81	4.2%	2	9,604,955.59	18.4%	219.4%
7	GENERAL DE SEGUROS, S.A.	3,925,163.28	3.8%	13	119,504.36	0.2%	3.0%
8	ASEGURADORA ANCON, S.A	3,398,526.67	3.3%	9	878,526.12	1.7%	25.9%
9	ALIADO SEGUROS	1,735,488.17	1.7%	7	2,052,459.16	3.9%	118.3%
10	CHUBB SEGUROS PANAMA, S.A.	1,576,929.60	1.5%	8	1,916,080.12	3.7%	121.5%
11	ACERTA SEGUROS	1,538,135.54	1.5%	14	64,722.36	0.1%	4.2%
12	ASEGURADORA GLOBAL, S.A	1,393,565.06	1.3%	12	130,640.22	0.3%	9.4%
13	ÓPTIMA COMPAÑÍA DE SEGUROS, S.A.	1,348,150.56	1.3%	11	140,445.57	0.3%	10.4%
14	BANESCO SEGUROS, S.A.	987,756.87	1.0%	15	63,891.60	0.1%	6.5%
15	MULTIBANK SEGUROS, S.A	911,865.52	0.9%	18	6,950.86	0.0%	0.8%
16	LA FLORESTA DE SEGUROS Y VIDA, S.A	590,702.10	0.6%	10	186,232.70	0.4%	31.5%
17	SEGUROS FEDPA, S.A	251,552.96	0.2%	16	35,374.01	0.1%	14.1%
18	LA REGIONAL DE SEGUROS, S.A	244,861.39	0.2%	17	14,374.48	0.0%	5.9%
19	ASEGURADORA DEL ISTMO, S.A. (ADISA)	27,130.79	0.0%	19	40.29	0.0%	0.1%
20	SEGUROS BBA. CORP.	1,380.57	0.0%	20	0.00	0.0%	0.0%
21	BUPA PANAMÁ, S.A.	0.00	0.0%	21	0.00	0.0%	0.0%
22	MERCANTIL PANAMÁ SEGUROS, S.A	0.00	0.0%	22	0.00	0.0%	0.0%
23	PAN AMERICAN LIFE INSURANCE DE PANAMÁ, S.A	0.00	0.0%	23	0.00	0.0%	0.0%
24	SAGICOR PANAMÁ, S.A	0.00	0.0%	24	0.00	0.0%	0.0%
25	VIVIR COMPAÑÍA DE SEGUROS, SA.	0.00	0.0%	25	0.00	0.0%	0.0%
26	WORLDWIDE MEDICAL ASSURANCE, LTD	0.00	0.0%	26	0.00	0.0%	0.0%
<b>TOTAL</b>		<b>\$103,610,028.66</b>	<b>100%</b>		<b>\$52,105,081.45</b>	<b>100%</b>	<b>50.3%</b>



# Superintendencia de Seguros y Reaseguros de Panamá

## Participación de Mercado por Productos

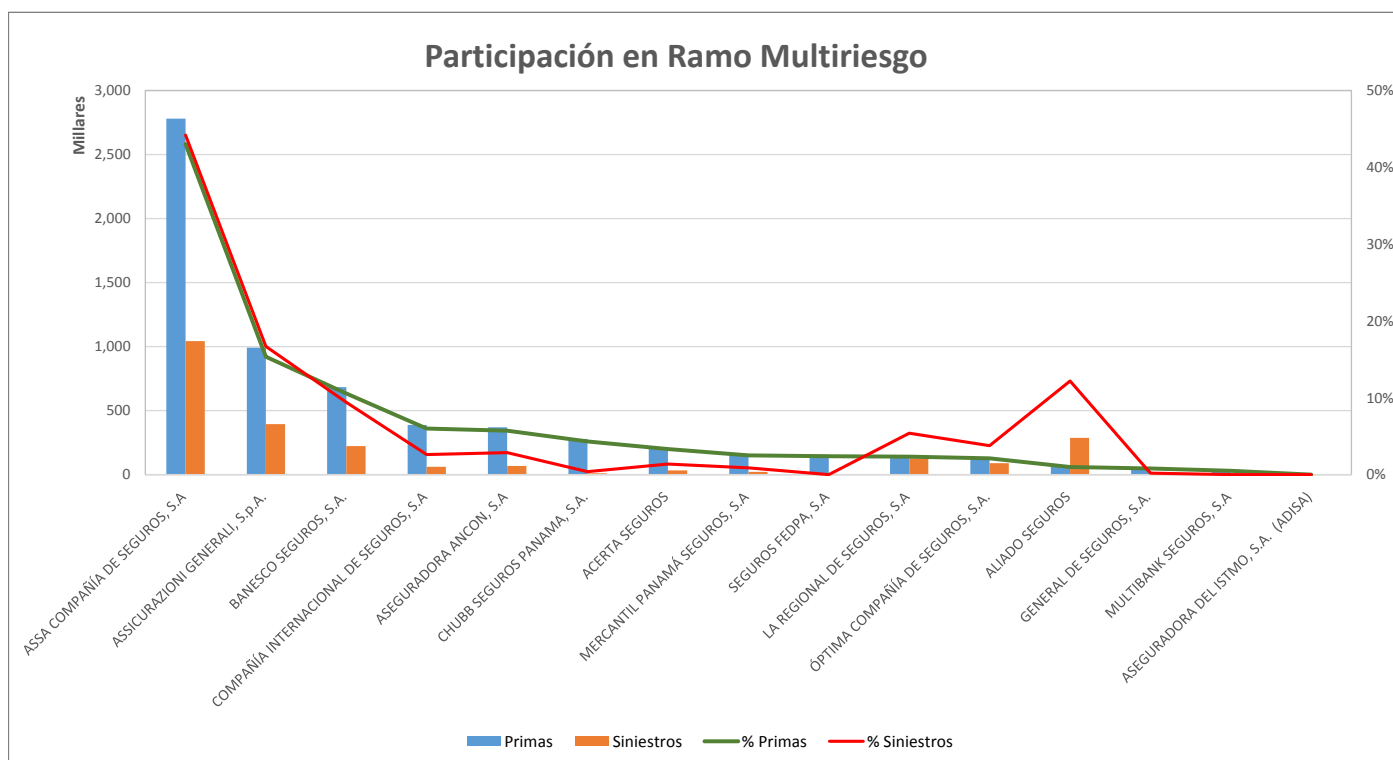


### MULTIRIESGO

AL 30 DE OCTUBRE DE 2018

#	Compañía de Seguros	Primas	% Primas	#	Siniestros	% Siniestros	Sinestralidad Promedio
1	ASSA COMPAÑÍA DE SEGUROS, S.A	2,779,649.25	43.0%	1	1,043,104.02	44.2%	37.5%
2	ASSICURAZIONI GENERALI, S.p.A.	992,007.55	15.4%	2	393,991.41	16.7%	39.7%
3	BANESCO SEGUROS, S.A.	682,577.78	10.6%	4	222,234.74	9.4%	32.6%
4	COMPAÑÍA INTERNACIONAL DE SEGUROS, S.A	387,219.67	6.0%	8	61,505.37	2.6%	15.9%
5	ASEGURADORA ANCON, S.A	370,215.33	5.7%	7	67,514.48	2.9%	18.2%
6	CHUBB SEGUROS PANAMA, S.A.	278,570.14	4.3%	11	9,462.36	0.4%	3.4%
7	ACERTA SEGUROS	214,587.03	3.3%	9	32,623.62	1.4%	15.2%
8	MERCANTIL PANAMÁ SEGUROS, S.A	162,518.30	2.5%	10	21,049.46	0.9%	13.0%
9	SEGUROS FEDPA, S.A	155,177.08	2.4%	14	0.00	0.0%	0.0%
10	LA REGIONAL DE SEGUROS, S.A	152,051.09	2.4%	5	127,045.63	5.4%	83.6%
11	ÓPTIMA COMPAÑÍA DE SEGUROS, S.A.	136,759.91	2.1%	6	88,850.57	3.8%	65.0%
12	ALIADO SEGUROS	64,305.17	1.0%	3	287,310.44	12.2%	446.8%
13	GENERAL DE SEGUROS, S.A.	51,893.43	0.8%	12	4,839.77	0.2%	9.3%
14	MULTIBANK SEGUROS, S.A	31,849.52	0.5%	13	121.98	0.0%	0.4%
15	ASEGURADORA DEL ISTMO, S.A. (ADISA)	0.00	0.0%	15	0.00	0.0%	0.0%
16	ASEGURADORA GLOBAL, S.A	0.00	0.0%	16	0.00	0.0%	0.0%
17	BUPA PANAMÁ, S.A.	0.00	0.0%	17	0.00	0.0%	0.0%
18	LA FLORESTA DE SEGUROS Y VIDA, S.A	0.00	0.0%	18	0.00	0.0%	0.0%
19	MAPFRE PANAMÁ, S.A	0.00	0.0%	19	0.00	0.0%	0.0%
20	NACIONAL DE SEGUROS DE PANAMÁ Y CENTROAMÉRICA	0.00	0.0%	20	0.00	0.0%	0.0%
21	PAN AMERICAN LIFE INSURANCE DE PANAMÁ, S.A	0.00	0.0%	21	0.00	0.0%	0.0%
22	SAGICOR PANAMÁ, S.A	0.00	0.0%	22	0.00	0.0%	0.0%
23	SEGUROS BBA. CORP.	0.00	0.0%	23	0.00	0.0%	0.0%
24	SEGUROS SURAMERICANA, S.A	0.00	0.0%	24	0.00	0.0%	0.0%
25	VIVIR COMPAÑÍA DE SEGUROS, SA.	0.00	0.0%	25	0.00	0.0%	0.0%
26	WORLDWIDE MEDICAL ASSURANCE, LTD	0.00	0.0%	26	0.00	0.0%	0.0%
<b>TOTAL</b>		<b>\$6,459,381.25</b>	<b>100%</b>		<b>\$2,359,653.85</b>	<b>100%</b>	<b>36.5%</b>

### Participación en Ramo Multiriesgo



# Superintendencia de Seguros y Reaseguros de Panamá

## Participación de Mercado por Productos

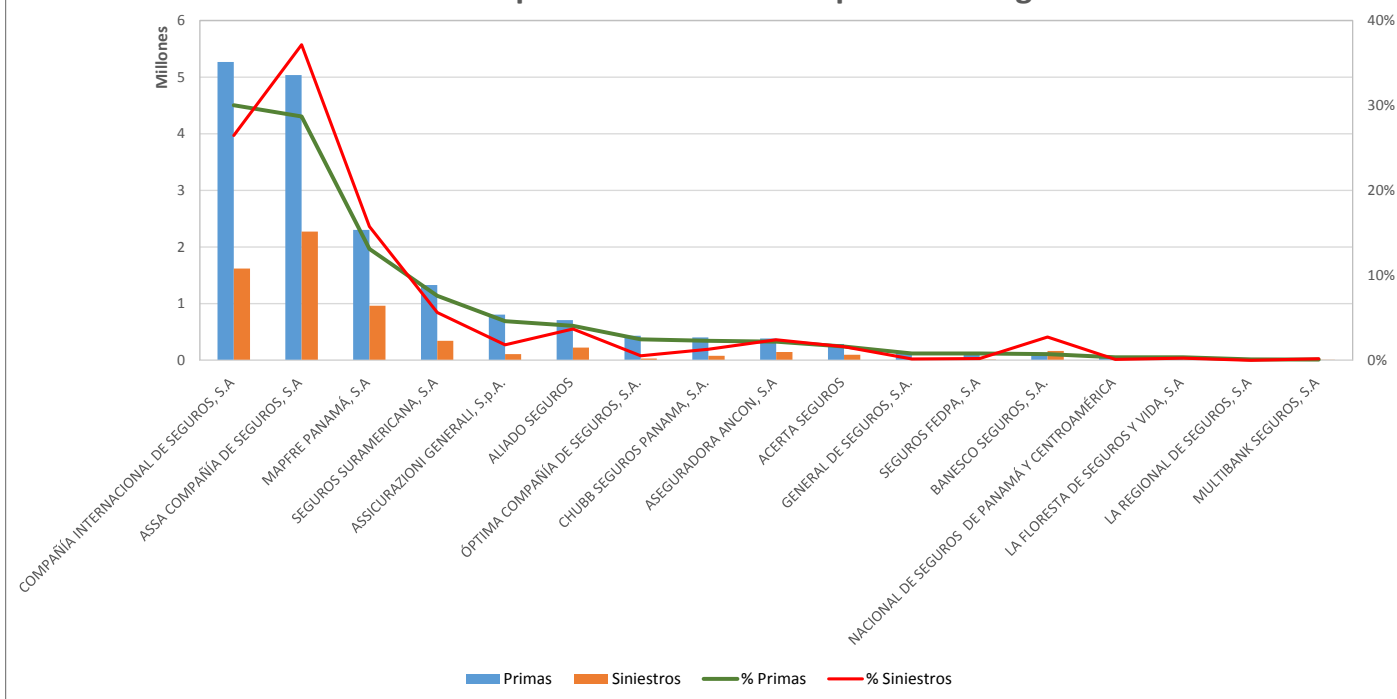


### TRANSPORTE DE CARGA

AL 30 DE OCTUBRE DE 2018

#	Compañía de Seguros	Primas	% Primas	#	Siniestros	% Siniestros	Sinestralidad Promedio
1	COMPAÑÍA INTERNACIONAL DE SEGUROS, S.A	5,269,358.10	30.0%	2	1,618,767.54	26.5%	30.7%
2	ASSA COMPAÑÍA DE SEGUROS, S.A	5,038,311.47	28.7%	1	2,271,608.02	37.1%	45.1%
3	MAPFRE PANAMÁ, S.A	2,303,336.48	13.1%	3	963,091.12	15.8%	41.8%
4	SEGUROS SURAMERICANA, S.A	1,331,039.22	7.6%	4	344,048.60	5.6%	25.8%
5	ASSICURAZIONI GENERALI, S.p.A.	808,752.01	4.6%	8	111,026.04	1.8%	13.7%
6	ALIADO SEGUROS	712,159.15	4.1%	5	225,704.30	3.7%	31.7%
7	ÓPTIMA COMPAÑÍA DE SEGUROS, S.A.	435,701.53	2.5%	11	32,033.37	0.5%	7.4%
8	CHUBB SEGUROS PANAMA, S.A.	403,061.64	2.3%	10	79,329.97	1.3%	19.7%
9	ASEGURADORA ANCON, S.A	384,359.77	2.2%	7	148,776.04	2.4%	38.7%
10	ACERTA SEGUROS	287,412.99	1.6%	9	97,374.52	1.6%	33.9%
11	GENERAL DE SEGUROS, S.A.	143,298.63	0.8%	15	10,395.34	0.2%	7.3%
12	SEGUROS FEDPA, S.A	141,613.61	0.8%	13	12,359.88	0.2%	8.7%
13	BANESCO SEGUROS, S.A.	130,220.83	0.7%	6	167,554.26	2.7%	128.7%
14	NACIONAL DE SEGUROS DE PANAMÁ Y CENTROAMÉRICA	63,390.91	0.4%	16	6,246.01	0.1%	9.9%
15	LA FLORESTA DE SEGUROS Y VIDA, S.A	62,965.20	0.4%	12	15,793.00	0.3%	25.1%
16	LA REGIONAL DE SEGUROS, S.A	17,351.59	0.1%	17	0.00	0.0%	0.0%
17	MULTIBANK SEGUROS, S.A	16,094.61	0.1%	14	10,667.37	0.2%	66.3%
18	ASEGURADORA DEL ISTMO, S.A. (ADISA)	1,808.51	0.0%	18	0.00	0.0%	0.0%
19	ASEGURADORA GLOBAL, S.A	0.00	0.0%	19	0.00	0.0%	0.0%
20	BUPA PANAMÁ, S.A.	0.00	0.0%	20	0.00	0.0%	0.0%
21	MERCANTIL PANAMÁ SEGUROS, S.A	0.00	0.0%	21	0.00	0.0%	0.0%
22	PAN AMERICAN LIFE INSURANCE DE PANAMÁ, S.A	0.00	0.0%	22	0.00	0.0%	0.0%
23	SAGICOR PANAMÁ, S.A	0.00	0.0%	23	0.00	0.0%	0.0%
24	VIVIR COMPAÑÍA DE SEGUROS, SA.	0.00	0.0%	24	0.00	0.0%	0.0%
25	WORLDWIDE MEDICAL ASSURANCE, LTD	0.00	0.0%	25	0.00	0.0%	0.0%
26	SEGUROS BBA. CORP.	-2,608.30	0.0%	26	0.00	0.0%	0.0%
<b>TOTAL</b>		<b>\$17,547,627.95</b>	<b>100%</b>		<b>\$6,114,775.38</b>	<b>100%</b>	<b>34.8%</b>

### Participación en Ramo Transporte de Carga



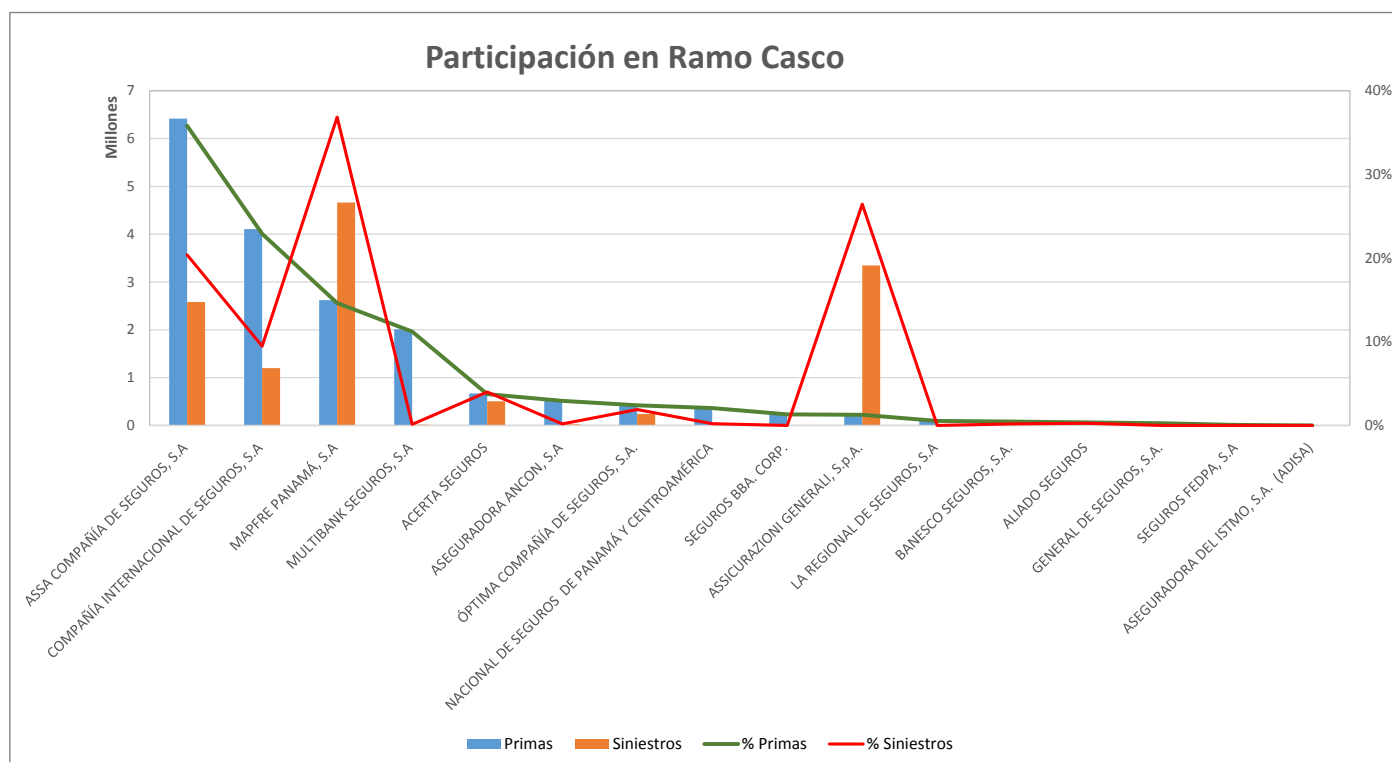


## Superintendencia de Seguros y Reaseguros de Panamá Participación de Mercado por Productos



### RAMO DE CASCO AL 30 DE OCTUBRE DE 2018

#	Compañía de Seguros	Primas	% Primas	#	Siniestros	% Siniestros	Sinestralidad Promedio
1	ASSA COMPAÑÍA DE SEGUROS, S.A	6,416,384.23	35.8%	3	2,581,490.62	20.4%	40.2%
2	COMPAÑÍA INTERNACIONAL DE SEGUROS, S.A	4,103,596.62	22.9%	4	1,200,470.64	9.5%	29.3%
3	MAPFRE PANAMÁ, S.A	2,619,763.61	14.6%	1	4,662,751.80	36.8%	178.0%
4	MULTIBANK SEGUROS, S.A	2,010,375.20	11.2%	11	16,442.30	0.1%	0.8%
5	ACERTA SEGUROS	670,471.04	3.7%	5	504,666.61	4.0%	75.3%
6	ASEGURADORA ANCON, S.A	526,683.65	2.9%	9	24,891.21	0.2%	4.7%
7	ÓPTIMA COMPAÑÍA DE SEGUROS, S.A.	431,000.66	2.4%	6	241,896.38	1.9%	56.1%
8	NACIONAL DE SEGUROS DE PANAMÁ Y CENTROAMÉRICA	373,313.73	2.1%	8	25,700.00	0.2%	6.9%
9	SEGUROS BBA. CORP.	236,824.55	1.3%	12	0.00	0.0%	0.0%
10	ASSICURAZIONI GENERALI, S.p.A.	229,790.82	1.3%	2	3,346,045.58	26.4%	1456.1%
11	LA REGIONAL DE SEGUROS, S.A	98,167.10	0.5%	13	0.00	0.0%	0.0%
12	BANESCO SEGUROS, S.A.	84,548.48	0.5%	10	22,177.59	0.2%	26.2%
13	ALIADO SEGUROS	65,266.89	0.4%	7	32,484.35	0.3%	49.8%
14	GENERAL DE SEGUROS, S.A.	45,873.45	0.3%	14	0.00	0.0%	0.0%
15	SEGUROS FEDPA, S.A	9,066.55	0.1%	15	0.00	0.0%	0.0%
16	ASEGURADORA DEL ISTMO, S.A. (ADISA)	128.16	0.0%	16	0.00	0.0%	0.0%
17	ASEGURADORA GLOBAL, S.A	0.00	0.0%	17	0.00	0.0%	0.0%
18	BUPA PANAMÁ, S.A.	0.00	0.0%	18	0.00	0.0%	0.0%
19	CHUBB SEGUROS PANAMA, S.A.	0.00	0.0%	19	0.00	0.0%	0.0%
20	LA FLORESTA DE SEGUROS Y VIDA, S.A	0.00	0.0%	20	0.00	0.0%	0.0%
21	MERCANTIL PANAMÁ SEGUROS, S.A	0.00	0.0%	21	0.00	0.0%	0.0%
22	PAN AMERICAN LIFE INSURANCE DE PANAMÁ, S.A	0.00	0.0%	22	0.00	0.0%	0.0%
23	SAGICOR PANAMÁ, S.A	0.00	0.0%	23	0.00	0.0%	0.0%
24	VIVIR COMPAÑÍA DE SEGUROS, SA.	0.00	0.0%	24	0.00	0.0%	0.0%
25	WORLDWIDE MEDICAL ASSURANCE, LTD	0.00	0.0%	25	0.00	0.0%	0.0%
26	SEGUROS SURAMERICANA, S.A	-400.74	0.0%	26	0.00	0.0%	0.0%
<b>TOTAL</b>		<b>\$17,920,854.00</b>	<b>100%</b>		<b>\$12,659,017.08</b>	<b>100%</b>	<b>70.6%</b>



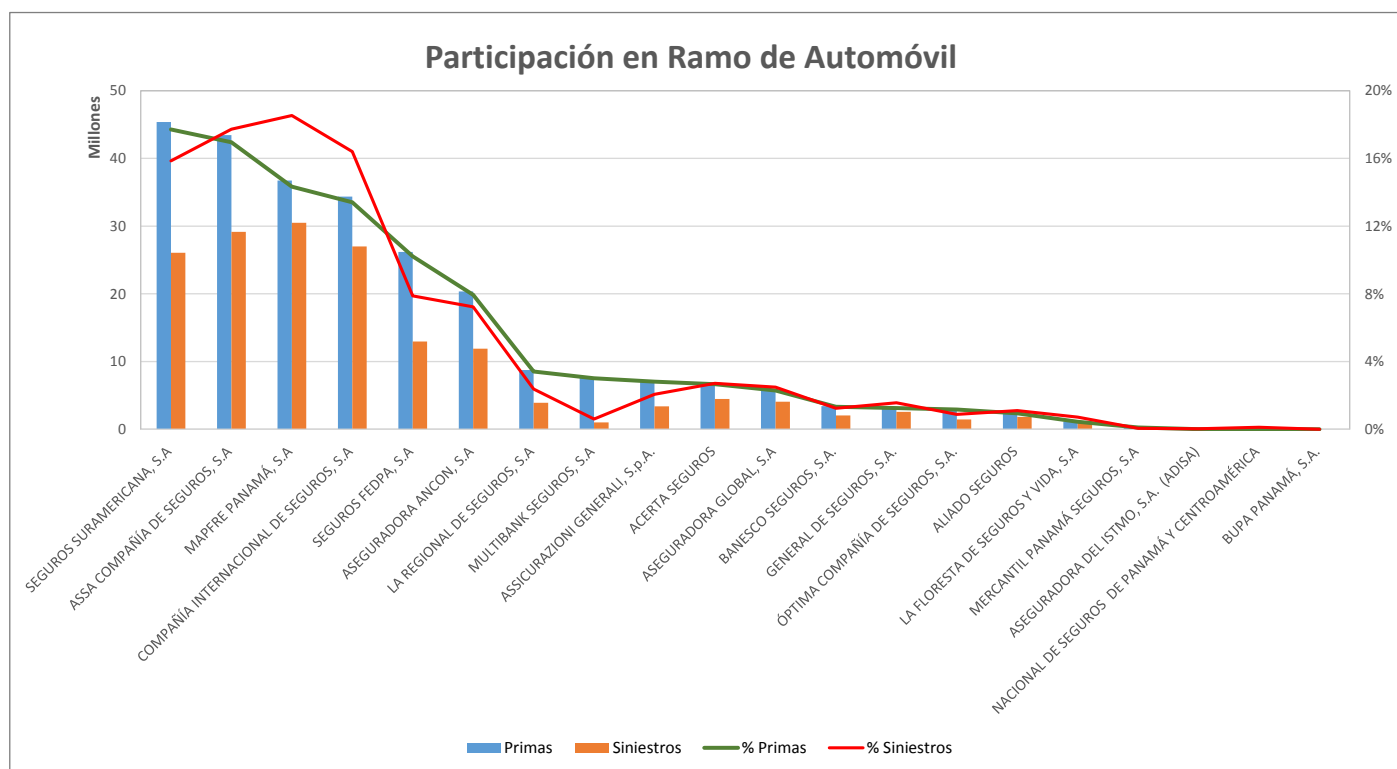
# Superintendencia de Seguros y Reaseguros de Panamá Participación de Mercado por Productos



## AUTOMÓVIL

AL 30 DE OCTUBRE DE 2018

#	Compañía de Seguros	Primas	% Primas	#	Siniestros	% Siniestros	Sinestralidad Promedio
1	SEGUROS SURAMERICANA, S.A	45,386,433.83	17.7%	4	26,069,405.67	15.9%	57.4%
2	ASSA COMPAÑÍA DE SEGUROS, S.A	43,447,794.96	17.0%	2	29,147,611.96	17.7%	67.1%
3	MAPFRE PANAMÁ, S.A	36,740,023.16	14.3%	1	30,482,756.66	18.5%	83.0%
4	COMPAÑÍA INTERNACIONAL DE SEGUROS, S.A	34,370,472.35	13.4%	3	26,987,672.58	16.4%	78.5%
5	SEGUROS FEDPA, S.A	26,179,695.34	10.2%	5	12,968,545.92	7.9%	49.5%
6	ASEGURADORA ANCON, S.A	20,359,567.59	7.9%	6	11,889,000.02	7.2%	58.4%
7	LA REGIONAL DE SEGUROS, S.A	8,737,243.18	3.4%	9	3,906,511.19	2.4%	44.7%
8	MULTIBANK SEGUROS, S.A	7,725,709.96	3.0%	16	1,001,946.64	0.6%	13.0%
9	ASSICURAZIONI GENERALI, S.p.A.	7,197,521.48	2.8%	10	3,394,854.57	2.1%	47.2%
10	ACERTA SEGUROS	6,833,028.50	2.7%	7	4,470,368.03	2.7%	65.4%
11	ASEGURADORA GLOBAL, S.A	5,868,822.90	2.3%	8	4,085,053.74	2.5%	69.6%
12	BANESCO SEGUROS, S.A.	3,418,079.90	1.3%	12	2,039,170.18	1.2%	59.7%
13	GENERAL DE SEGUROS, S.A.	3,200,595.01	1.2%	11	2,565,880.80	1.6%	80.2%
14	ÓPTIMA COMPAÑÍA DE SEGUROS, S.A.	2,983,484.32	1.2%	14	1,455,088.69	0.9%	48.8%
15	ALIADO SEGUROS	2,417,238.90	0.9%	13	1,818,434.08	1.1%	75.2%
16	LA FLORESTA DE SEGUROS Y VIDA, S.A	1,132,541.40	0.4%	15	1,182,212.10	0.7%	104.4%
17	MERCANTIL PANAMÁ SEGUROS, S.A	255,842.61	0.1%	19	97,727.96	0.1%	38.2%
18	ASEGURADORA DEL ISTMO, S.A. (ADISA)	9,981.74	0.0%	20	45,038.58	0.0%	451.2%
19	NACIONAL DE SEGUROS DE PANAMÁ Y CENTROAMÉRICA	1,405.39	0.0%	18	204,048.87	0.1%	14519.0%
20	BUPA PANAMÁ, S.A.	0.00	0.0%	21	0.00	0.0%	0.0%
21	CHUBB SEGUROS PANAMA, S.A.	0.00	0.0%	22	0.00	0.0%	0.0%
22	PAN AMERICAN LIFE INSURANCE DE PANAMÁ, S.A	0.00	0.0%	23	0.00	0.0%	0.0%
23	SAGICOR PANAMÁ, S.A	0.00	0.0%	24	0.00	0.0%	0.0%
24	VIVIR COMPAÑÍA DE SEGUROS, SA.	0.00	0.0%	25	0.00	0.0%	0.0%
25	WORLDWIDE MEDICAL ASSURANCE, LTD	0.00	0.0%	26	0.00	0.0%	0.0%
26	SEGUROS BBA. CORP.	-3,386.54	0.0%	17	650,185.33	0.4%	-19199.1%
<b>TOTAL</b>		<b>\$256,262,095.98</b>	<b>100%</b>		<b>\$164,461,513.57</b>	<b>100%</b>	<b>64.2%</b>



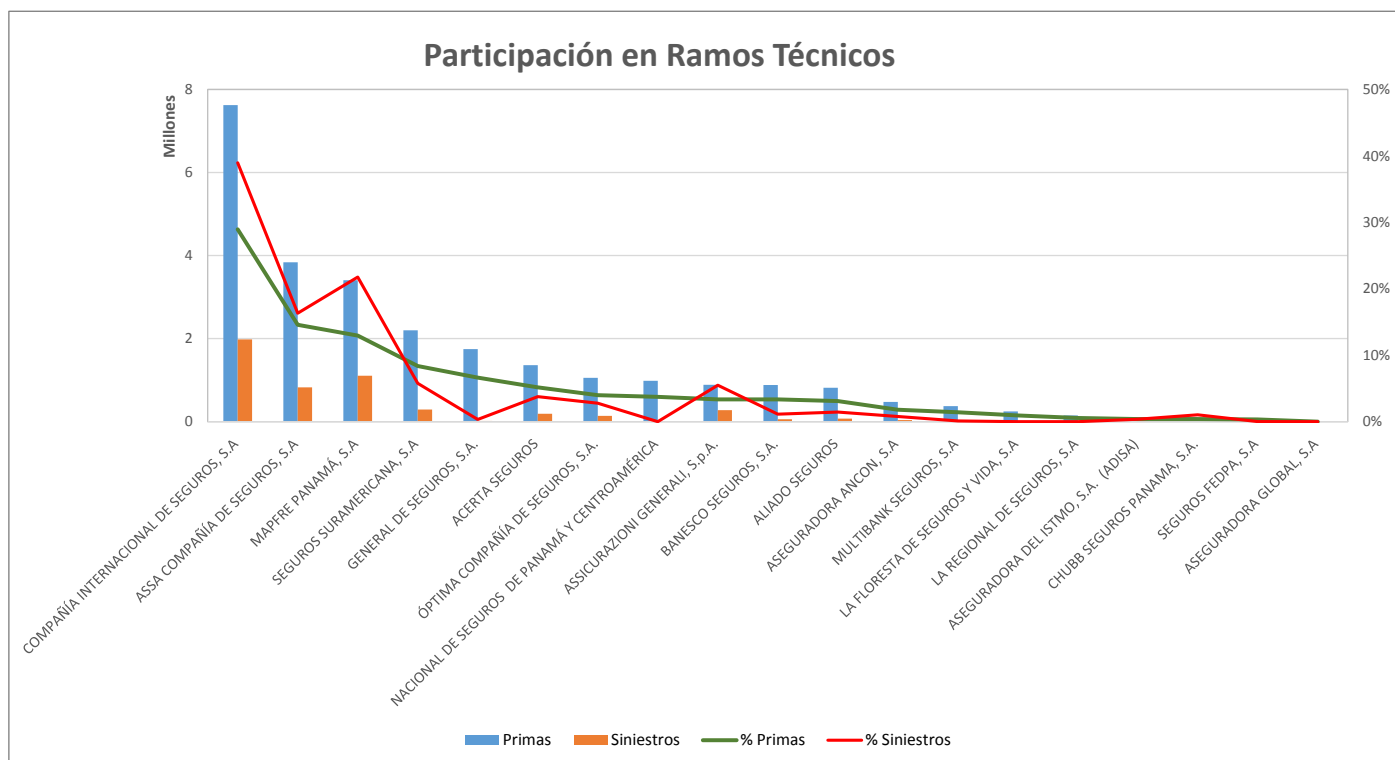
# Superintendencia de Seguros y Reaseguros de Panamá Participación de Mercado por Productos



## RAMOS TÉCNICOS

AL 30 DE OCTUBRE DE 2018

#	Compañía de Seguros	Primas	% Primas	#	Siniestros	% Siniestros	Sinestralidad Promedio
1	COMPAÑÍA INTERNACIONAL DE SEGUROS, S.A	7,622,313.63	28.9%	1	1,978,492.20	39.0%	26.0%
2	ASSA COMPAÑÍA DE SEGUROS, S.A	3,836,904.82	14.6%	3	828,545.88	16.3%	21.6%
3	MAPFRE PANAMÁ, S.A	3,406,900.96	12.9%	2	1,104,318.25	21.7%	32.4%
4	SEGUROS SURAMERICANA, S.A	2,201,508.06	8.4%	4	293,102.01	5.8%	13.3%
5	GENERAL DE SEGUROS, S.A.	1,746,319.94	6.6%	13	17,046.16	0.3%	1.0%
6	ACERTA SEGUROS	1,362,357.25	5.2%	6	191,734.38	3.8%	14.1%
7	ÓPTIMA COMPAÑÍA DE SEGUROS, S.A.	1,052,769.40	4.0%	7	141,080.42	2.8%	13.4%
8	NACIONAL DE SEGUROS DE PANAMÁ Y CENTROAMÉRICA	985,138.58	3.7%	16	0.00	0.0%	0.0%
9	ASSICURAZIONI GENERALI, S.p.A.	886,359.48	3.4%	5	278,077.74	5.5%	31.4%
10	BANESCO SEGUROS, S.A.	881,069.47	3.3%	9	57,864.90	1.1%	6.6%
11	ALIADO SEGUROS	817,788.66	3.1%	8	72,701.41	1.4%	8.9%
12	ASEGURADORA ANCON, S.A	473,395.25	1.8%	11	39,036.20	0.8%	8.2%
13	MULTIBANK SEGUROS, S.A	372,113.09	1.4%	14	4,945.65	0.1%	1.3%
14	LA FLORESTA DE SEGUROS Y VIDA, S.A	244,847.92	0.9%	17	0.00	0.0%	0.0%
15	LA REGIONAL DE SEGUROS, S.A	149,093.56	0.6%	18	0.00	0.0%	0.0%
16	ASEGURADORA DEL ISTMO, S.A. (ADISA)	102,049.95	0.4%	12	18,180.37	0.4%	17.8%
17	CHUBB SEGUROS PANAMA, S.A.	101,704.90	0.4%	10	52,107.86	1.0%	51.2%
18	SEGUROS FEDPA, S.A	87,642.89	0.3%	15	754.60	0.0%	0.9%
19	ASEGURADORA GLOBAL, S.A	0.00	0.0%	19	0.00	0.0%	0.0%
20	BUPA PANAMÁ, S.A.	0.00	0.0%	20	0.00	0.0%	0.0%
21	MERCANTIL PANAMÁ SEGUROS, S.A	0.00	0.0%	21	0.00	0.0%	0.0%
22	PAN AMERICAN LIFE INSURANCE DE PANAMÁ, S.A	0.00	0.0%	22	0.00	0.0%	0.0%
23	SAGICOR PANAMÁ, S.A	0.00	0.0%	23	0.00	0.0%	0.0%
24	VIVIR COMPAÑÍA DE SEGUROS, SA.	0.00	0.0%	24	0.00	0.0%	0.0%
25	WORLDWIDE MEDICAL ASSURANCE, LTD	0.00	0.0%	25	0.00	0.0%	0.0%
26	SEGUROS BBA. CORP.	0.00	0.0%	26	0.00	0.0%	0.0%
<b>TOTAL</b>		<b>\$26,330,277.81</b>	<b>100%</b>		<b>\$5,077,988.03</b>	<b>100%</b>	<b>19.3%</b>



# Superintendencia de Seguros y Reaseguros de Panamá

## Participación de Mercado por Productos



### RESPONSABILIDAD CIVIL

AL 30 DE OCTUBRE DE 2018

#	Compañía de Seguros	Primas	% Primas	#	Siniestros	% Siniestros	Sinestralidad Promedio
1	ASSA COMPAÑÍA DE SEGUROS, S.A	11,562,149.33	35.7%	1	1,713,637.90	34.5%	14.8%
2	COMPAÑÍA INTERNACIONAL DE SEGUROS, S.A	6,289,458.69	19.4%	3	889,330.48	17.9%	14.1%
3	MAPFRE PANAMÁ, S.A	3,382,200.94	10.4%	5	227,660.61	4.6%	6.7%
4	SEGUROS SURAMERICANA, S.A	2,083,338.69	6.4%	2	1,266,283.67	25.5%	60.8%
5	CHUBB SEGUROS PANAMA, S.A.	1,483,742.76	4.6%	13	32,979.73	0.7%	2.2%
6	ÓPTIMA COMPAÑÍA DE SEGUROS, S.A.	1,170,638.95	3.6%	10	59,555.13	1.2%	5.1%
7	ALIADO SEGUROS	1,132,677.41	3.5%	8	67,978.97	1.4%	6.0%
8	ACERTA SEGUROS	1,052,076.31	3.2%	6	147,419.91	3.0%	14.0%
9	ASEGURADORA ANCON, S.A	775,617.60	2.4%	9	63,160.46	1.3%	8.1%
10	ASSICURAZIONI GENERALI, S.p.A.	647,377.23	2.0%	4	235,535.39	4.7%	36.4%
11	NACIONAL DE SEGUROS DE PANAMÁ Y CENTROAMÉRICA	628,270.36	1.9%	11	53,277.17	1.1%	8.5%
12	BANESCO SEGUROS, S.A.	612,175.71	1.9%	7	134,024.59	2.7%	21.9%
13	LA FLORESTA DE SEGUROS Y VIDA, S.A	598,622.87	1.8%	14	16,850.20	0.3%	2.8%
14	GENERAL DE SEGUROS, S.A.	402,215.23	1.2%	12	53,217.21	1.1%	13.2%
15	LA REGIONAL DE SEGUROS, S.A	200,449.45	0.6%	17	727.51	0.0%	0.4%
16	MULTIBANK SEGUROS, S.A	136,200.13	0.4%	16	782.82	0.0%	0.6%
17	SEGUROS FEDPA, S.A	104,597.11	0.3%	19	138.80	0.0%	0.1%
18	MERCANTIL PANAMÁ SEGUROS, S.A	99,756.74	0.3%	20	0.00	0.0%	0.0%
19	ASEGURADORA DEL ISTMO, S.A. (ADISA)	60,577.44	0.2%	18	187.28	0.0%	0.3%
20	ASEGURADORA GLOBAL, S.A	0.00	0.0%	21	0.00	0.0%	0.0%
21	BUPA PANAMÁ, S.A.	0.00	0.0%	22	0.00	0.0%	0.0%
22	PAN AMERICAN LIFE INSURANCE DE PANAMÁ, S.A	0.00	0.0%	23	0.00	0.0%	0.0%
23	SAGICOR PANAMÁ, S.A	0.00	0.0%	24	0.00	0.0%	0.0%
24	VIVIR COMPAÑÍA DE SEGUROS, SA.	0.00	0.0%	25	0.00	0.0%	0.0%
25	WORLDWIDE MEDICAL ASSURANCE, LTD	0.00	0.0%	26	0.00	0.0%	0.0%
26	SEGUROS BBA. CORP.	-1,165.98	0.0%	15	3,465.62	0.1%	-297.2%
<b>TOTAL</b>		<b>\$32,420,976.97</b>	<b>100%</b>		<b>\$4,966,213.45</b>	<b>100%</b>	<b>15.3%</b>

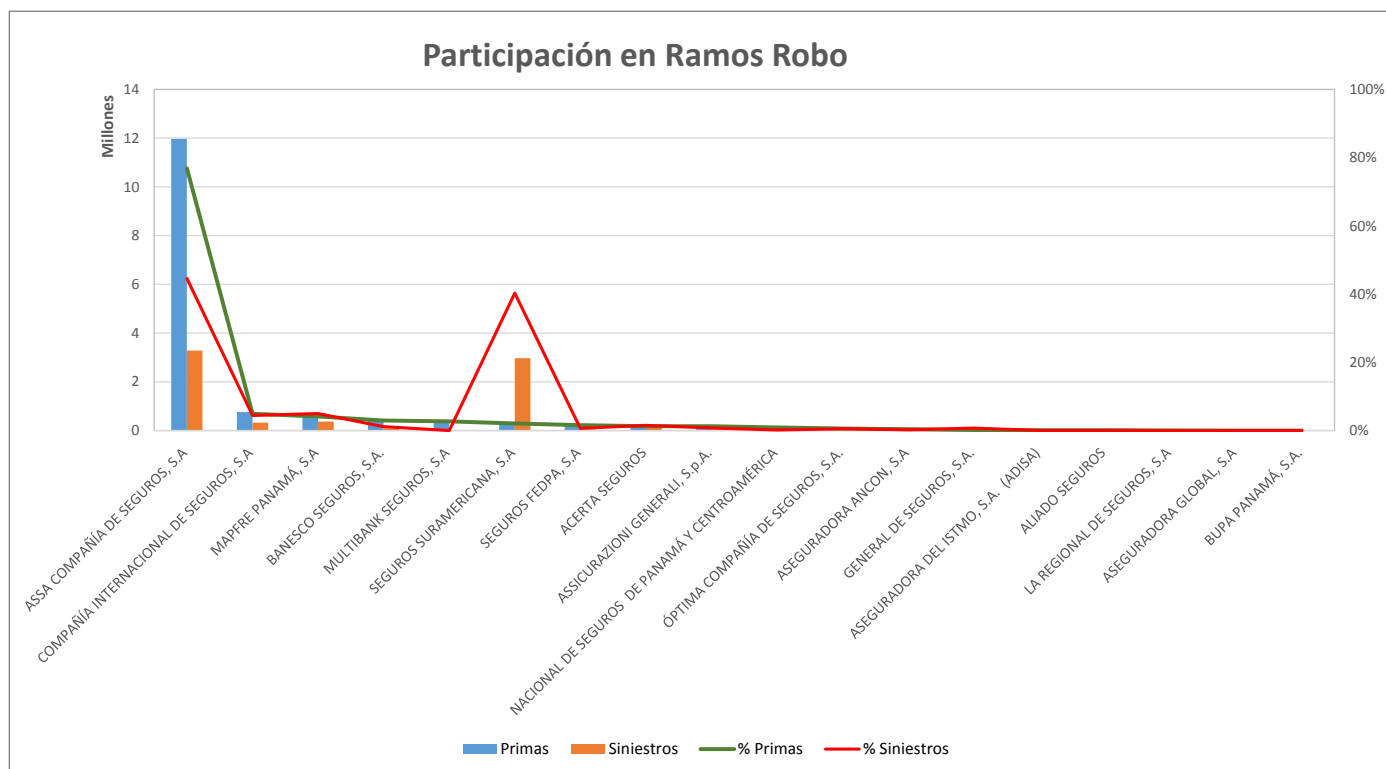


## Superintendencia de Seguros y Reaseguros de Panamá Participación de Mercado por Productos



### RAMO DE ROBO AL 30 DE OCTUBRE DE 2018

#	Compañía de Seguros	Primas	% Primas	#	Siniestros	% Siniestros	Sinestralidad Promedio
1	ASSA COMPAÑÍA DE SEGUROS, S.A	11,966,842.30	76.9%	1	3,279,956.46	44.6%	27.4%
2	COMPAÑÍA INTERNACIONAL DE SEGUROS, S.A	761,781.10	4.9%	4	327,461.10	4.5%	43.0%
3	MAPFRE PANAMÁ, S.A	644,449.31	4.1%	3	368,596.64	5.0%	57.2%
4	BANESCO SEGUROS, S.A.	452,708.63	2.9%	6	83,662.66	1.1%	18.5%
5	MULTIBANK SEGUROS, S.A	421,350.79	2.7%	15	0.00	0.0%	0.0%
6	SEGUROS SURAMERICANA, S.A	326,177.50	2.1%	2	2,965,142.68	40.3%	909.1%
7	SEGUROS FEDPA, S.A	248,977.02	1.6%	9	48,862.86	0.7%	19.6%
8	ACERTA SEGUROS	197,018.68	1.3%	5	112,613.21	1.5%	57.2%
9	ASSICURAZIONI GENERALI, S.p.A.	195,388.44	1.3%	7	57,106.84	0.8%	29.2%
10	NACIONAL DE SEGUROS DE PANAMÁ Y CENTROAMÉRICA	143,394.06	0.9%	12	11,224.69	0.2%	7.8%
11	ÓPTIMA COMPAÑÍA DE SEGUROS, S.A.	94,622.69	0.6%	10	36,687.70	0.5%	38.8%
12	ASEGURADORA ANCON, S.A	63,297.59	0.4%	11	14,356.74	0.2%	22.7%
13	GENERAL DE SEGUROS, S.A.	24,310.09	0.2%	8	50,619.02	0.7%	208.2%
14	ASEGURADORA DEL ISTMO, S.A. (ADISA)	9,941.45	0.1%	14	97.45	0.0%	1.0%
15	ALIADO SEGUROS	9,336.96	0.1%	13	387.06	0.0%	4.1%
16	LA REGIONAL DE SEGUROS, S.A	5,765.20	0.0%	16	0.00	0.0%	0.0%
17	ASEGURADORA GLOBAL, S.A	0.00	0.0%	17	0.00	0.0%	0.0%
18	BUPA PANAMÁ, S.A.	0.00	0.0%	18	0.00	0.0%	0.0%
19	CHUBB SEGUROS PANAMA, S.A.	0.00	0.0%	19	0.00	0.0%	0.0%
20	LA FLORESTA DE SEGUROS Y VIDA, S.A	0.00	0.0%	20	0.00	0.0%	0.0%
21	MERCANTIL PANAMÁ SEGUROS, S.A	0.00	0.0%	21	0.00	0.0%	0.0%
22	PAN AMERICAN LIFE INSURANCE DE PANAMÁ, S.A	0.00	0.0%	22	0.00	0.0%	0.0%
23	SAGICOR PANAMÁ, S.A	0.00	0.0%	23	0.00	0.0%	0.0%
24	VIVIR COMPAÑÍA DE SEGUROS, SA.	0.00	0.0%	24	0.00	0.0%	0.0%
25	WORLDWIDE MEDICAL ASSURANCE, LTD	0.00	0.0%	25	0.00	0.0%	0.0%
26	SEGUROS BBA. CORP.	-286.13	0.0%	26	0.00	0.0%	0.0%
<b>TOTAL</b>		<b>\$15,565,075.68</b>	<b>100%</b>		<b>\$7,356,775.11</b>	<b>100%</b>	<b>47.3%</b>

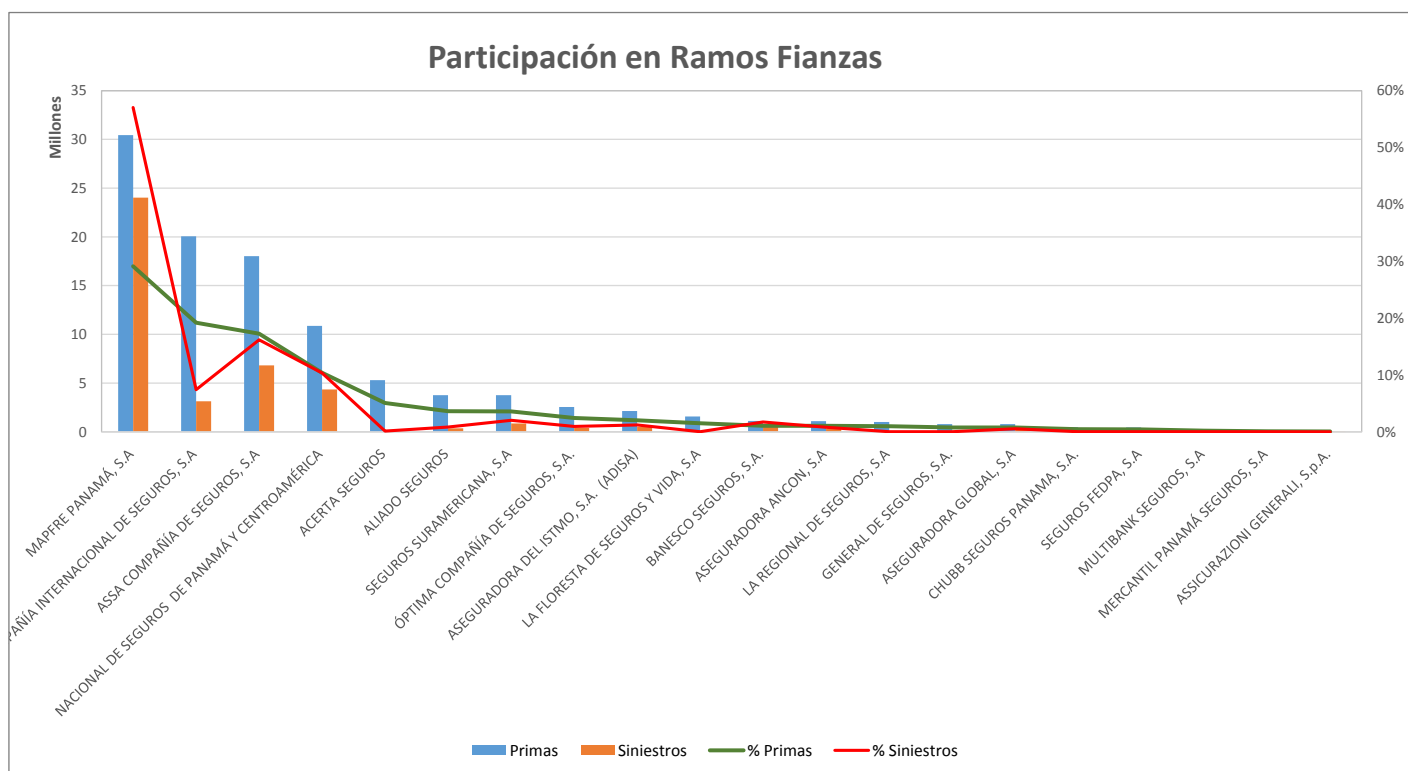


## Superintendencia de Seguros y Reaseguros de Panamá Participación de Mercado por Productos



### RAMO DE FIANZAS AL 30 DE OCTUBRE DE 2018

#	Compañía de Seguros	Primas	% Primas	#	Siniestros	% Siniestros	Sinestralidad Promedio
1	MAPFRE PANAMÁ, S.A	30,434,035.50	29.1%	1	24,018,271.79	57.0%	78.9%
2	COMPAÑÍA INTERNACIONAL DE SEGUROS, S.A	20,071,508.93	19.2%	4	3,124,283.02	7.4%	15.6%
3	ASSA COMPAÑÍA DE SEGUROS, S.A	18,021,610.82	17.2%	2	6,817,612.99	16.2%	37.8%
4	NACIONAL DE SEGUROS DE PANAMÁ Y CENTROAMÉRICA	10,865,991.31	10.4%	3	4,350,876.27	10.3%	40.0%
5	ACERTA SEGUROS	5,290,611.59	5.1%	13	55,371.43	0.1%	1.0%
6	ALIADO SEGUROS	3,767,230.96	3.6%	9	354,595.04	0.8%	9.4%
7	SEGUROS SURAMERICANA, S.A	3,752,963.02	3.6%	5	853,790.01	2.0%	22.7%
8	ÓPTIMA COMPAÑÍA DE SEGUROS, S.A.	2,549,354.07	2.4%	8	405,839.47	1.0%	15.9%
9	ASEGURADORA DEL ISTMO, S.A. (ADISA)	2,131,636.91	2.0%	7	506,876.09	1.2%	23.8%
10	LA FLORESTA DE SEGUROS Y VIDA, S.A	1,568,229.10	1.5%	16	0.00	0.0%	0.0%
11	BANESCO SEGUROS, S.A.	1,105,181.56	1.1%	6	724,318.66	1.7%	65.5%
12	ASEGURADORA ANCON, S.A	1,086,524.60	1.0%	11	331,941.87	0.8%	30.6%
13	LA REGIONAL DE SEGUROS, S.A	1,008,181.10	1.0%	17	0.00	0.0%	0.0%
14	GENERAL DE SEGUROS, S.A.	781,641.59	0.7%	18	0.00	0.0%	0.0%
15	ASEGURADORA GLOBAL, S.A	780,734.82	0.7%	12	222,349.33	0.5%	28.5%
16	CHUBB SEGUROS PANAMA, S.A.	468,687.04	0.4%	19	0.00	0.0%	0.0%
17	SEGUROS FEDPA, S.A	447,460.96	0.4%	15	285.82	0.0%	0.1%
18	MULTIBANK SEGUROS, S.A	224,548.03	0.2%	14	2,463.84	0.0%	1.1%
19	MERCANTIL PANAMÁ SEGUROS, S.A	98,346.98	0.1%	20	0.00	0.0%	0.0%
20	ASSICURAZIONI GENERALI, S.p.A.	62,798.63	0.1%	26	-3,000.00	0.0%	0.0%
21	SEGUROS BBA. CORP.	0.00	0.0%	10	336,320.09	0.8%	#DIV/0!
22	BUPA PANAMÁ, S.A.	0.00	0.0%	21	0.00	0.0%	0.0%
23	PAN AMERICAN LIFE INSURANCE DE PANAMÁ, S.A	0.00	0.0%	22	0.00	0.0%	0.0%
24	SAGICOR PANAMÁ, S.A	0.00	0.0%	23	0.00	0.0%	0.0%
25	VIVIR COMPAÑÍA DE SEGUROS, SA.	0.00	0.0%	24	0.00	0.0%	0.0%
26	WORLDWIDE MEDICAL ASSURANCE, LTD	0.00	0.0%	25	0.00	0.0%	0.0%
<b>TOTAL</b>		<b>\$104,517,277.52</b>	<b>100%</b>		<b>\$42,102,195.72</b>	<b>100%</b>	<b>40.3%</b>



## Superintendencia de Seguros y Reaseguros de Panamá Participación de Mercado por Productos



### OTROS RAMOS

AL 30 DE OCTUBRE DE 2018

#	Compañía de Seguros	Primas	% Primas	#	Siniestros	% Siniestros	Sinestralidad Promedio
1	COMPAÑÍA INTERNACIONAL DE SEGUROS, S.A	23,024,933.78	39.3%	1	7,035,842.75	54.6%	30.6%
2	ASSA COMPAÑÍA DE SEGUROS, S.A	9,369,133.07	16.0%	2	2,054,703.26	15.9%	21.9%
3	GENERAL DE SEGUROS, S.A.	7,054,991.21	12.0%	9	256,519.91	2.0%	3.6%
4	MAPFRE PANAMÁ, S.A	4,163,586.22	7.1%	3	1,012,835.33	7.9%	24.3%
5	SEGUROS SURAMERICANA, S.A	4,957,312.68	8.5%	4	270,552.19	2.1%	5.5%
6	ALIADO SEGUROS	2,423,134.52	4.1%	12	213,463.37	1.7%	8.8%
7	ASEGURADORA GLOBAL, S.A	2,100,134.40	3.6%	8	306,939.15	2.4%	14.6%
8	MERCANTIL PANAMÁ SEGUROS, S.A	1,922,820.25	3.3%	14	112,795.50	0.9%	5.9%
9	LA FLORESTA DE SEGUROS Y VIDA, S.A	736,147.91	1.3%	6	281,910.00	2.2%	38.3%
10	MULTIBANK SEGUROS, S.A	792,384.75	1.4%	11	45,105.22	0.3%	5.7%
11	ÓPTIMA COMPAÑÍA DE SEGUROS, S.A.	883,065.46	1.5%	7	190,223.18	1.5%	21.5%
12	ASSICURAZIONI GENERALI, S.p.A.	101,634.58	0.2%	10	692,539.74	5.4%	681.4%
13	NACIONAL DE SEGUROS DE PANAMÁ Y CENTROAMÉRICA	516,258.47	0.9%	18	5,498.38	0.0%	1.1%
14	ASEGURADORA ANCON, S.A	339,150.18	0.6%	5	124,141.46	1.0%	36.6%
15	LA REGIONAL DE SEGUROS, S.A	130,192.17	0.2%	15	253,397.12	2.0%	194.6%
16	ACERTA SEGUROS	62,081.32	0.1%	13	22,427.59	0.2%	36.1%
17	BANESCO SEGUROS, S.A.	21,886.69	0.0%	16	16,849.21	0.1%	77.0%
18	ASEGURADORA DEL ISTMO, S.A. (ADISA)	5,170.14	0.0%	17	76.67	0.0%	1.5%
19	BUPA PANAMÁ, S.A.	0.00	0.0%	19	0.00	0.0%	0.0%
20	CHUBB SEGUROS PANAMA, S.A.	0.00	0.0%	20	0.00	0.0%	0.0%
21	PAN AMERICAN LIFE INSURANCE DE PANAMÁ, S.A	0.00	0.0%	21	0.00	0.0%	0.0%
22	SAGICOR PANAMÁ, S.A	0.00	0.0%	22	0.00	0.0%	0.0%
23	SEGUROS BBA. CORP.	0.00	0.0%	23	0.00	0.0%	0.0%
24	SEGUROS FEDPA, S.A	0.00	0.0%	24	0.00	0.0%	0.0%
25	VIVIR COMPAÑÍA DE SEGUROS, SA.	0.00	0.0%	25	0.00	0.0%	0.0%
26	WORLDWIDE MEDICAL ASSURANCE, LTD	0.00	0.0%	26	0.00	0.0%	0.0%
<b>TOTAL</b>		<b>\$58,604,017.80</b>	<b>100%</b>		<b>\$12,895,820.03</b>	<b>100%</b>	<b>22.0%</b>

