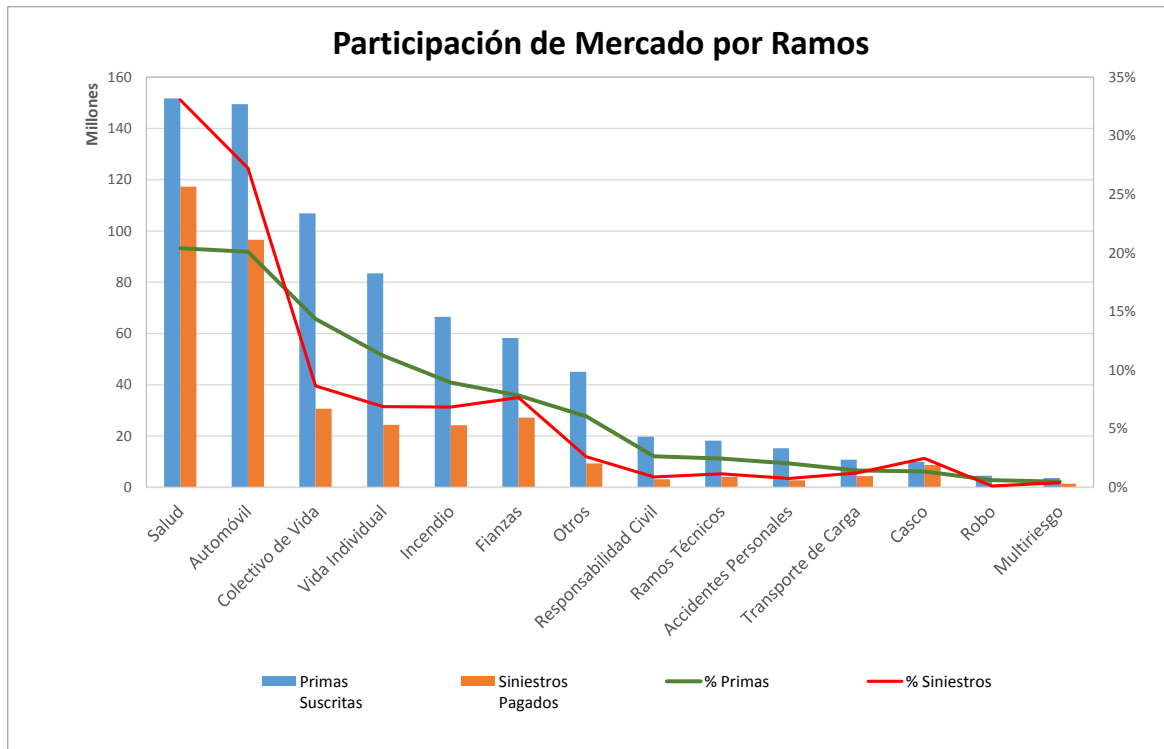


Superintendencia de Seguros y Reaseguros de Panamá Participación de Mercado por Productos



AL 30 DE JUNIO DE 2018

#	Ramos de Seguros	Primas Suscritas	% Primas	#	Siniestros Pagados	% Siniestros	Sinestralidad Promedio
1	Salud	151,748,015.56	20.4%	1	117,253,241.07	33.1%	77.3%
2	Automóvil	149,486,930.38	20.1%	2	96,605,105.33	27.2%	64.6%
3	Colectivo de Vida	106,895,180.19	14.4%	3	30,692,169.90	8.7%	28.7%
4	Vida Individual	83,501,447.38	11.2%	5	24,419,647.61	6.9%	29.2%
5	Incendio	66,485,979.35	8.9%	6	24,273,959.70	6.8%	36.5%
6	Fianzas	58,302,353.54	7.8%	4	27,202,646.64	7.7%	46.7%
7	Otros	45,105,950.96	6.1%	7	9,304,888.98	2.6%	20.6%
8	Responsabilidad Civil	19,763,950.92	2.7%	11	3,149,585.76	0.9%	15.9%
9	Ramos Técnicos	18,217,482.68	2.4%	10	4,118,150.95	1.2%	22.6%
10	Accidentes Personales	15,219,303.20	2.0%	12	2,716,527.97	0.8%	17.8%
11	Transporte de Carga	10,781,742.22	1.4%	9	4,384,835.12	1.2%	40.7%
12	Casco	10,016,211.68	1.3%	8	8,745,070.64	2.5%	87.3%
13	Robo	4,550,375.87	0.6%	14	409,413.47	0.1%	9.0%
14	Multirisgo	3,612,479.85	0.5%	13	1,394,222.10	0.4%	38.6%
TOTAL		\$743,687,403.78	100%		\$354,669,465.24	100%	47.7%



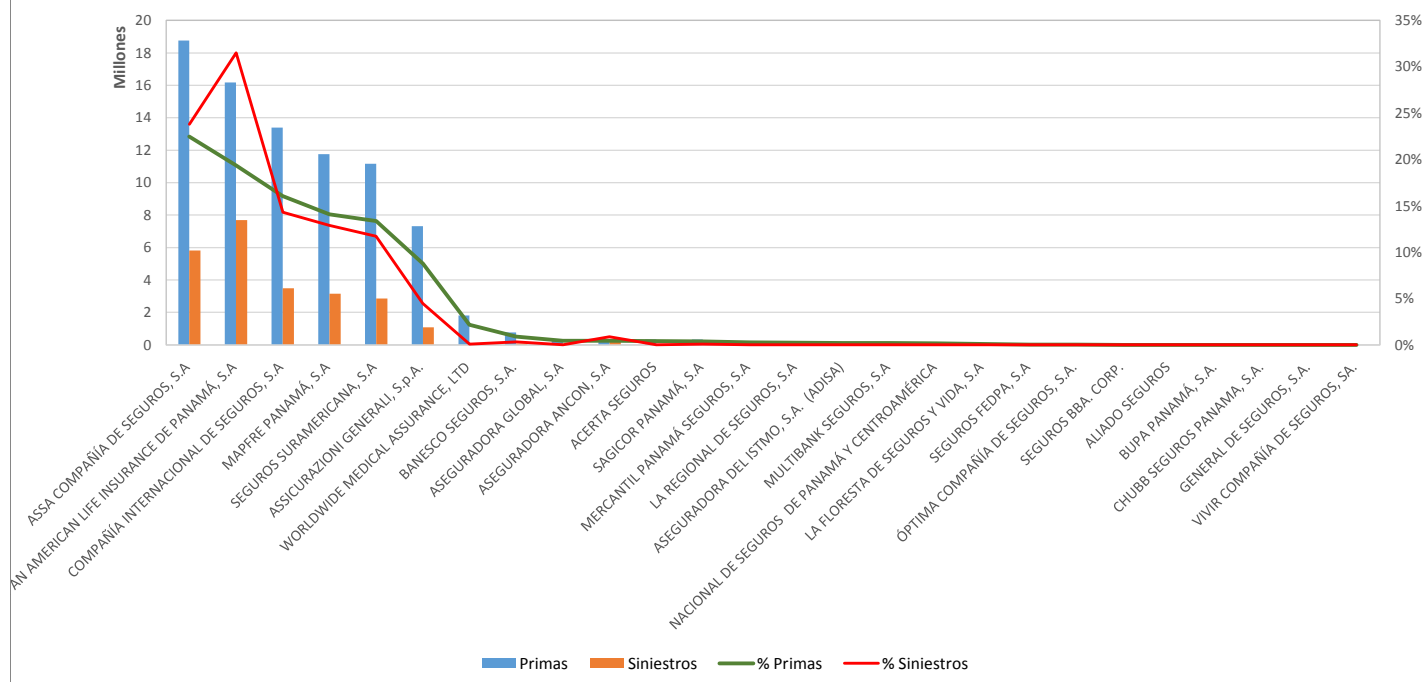
Superintendencia de Seguros y Reaseguros de Panamá Participación de Mercado por Productos



VIDA INDIVIDUAL AL 30 DE JUNIO DE 2018

#	Compañía de Seguros	Primas	% Primas	#	Siniestros	% Siniestros	Sinestralidad Promedio
1	ASSA COMPAÑÍA DE SEGUROS, S.A	18,760,453.56	22.5%	2	5,813,465.27	23.8%	31.0%
2	PAN AMERICAN LIFE INSURANCE DE PANAMÁ, S.A	16,173,501.08	19.4%	1	7,692,514.61	31.5%	47.6%
3	COMPAÑÍA INTERNACIONAL DE SEGUROS, S.A	13,395,675.95	16.0%	3	3,489,146.75	14.3%	26.0%
4	MAPFRE PANAMÁ, S.A	11,749,148.75	14.1%	4	3,150,661.84	12.9%	26.8%
5	SEGUROS SURAMERICANA, S.A	11,163,024.88	13.4%	5	2,861,172.66	11.7%	25.6%
6	ASSICURAZIONI GENERALI, S.p.A.	7,321,606.41	8.8%	6	1,086,543.07	4.4%	14.8%
7	WORLDWIDE MEDICAL ASSURANCE, LTD	1,817,112.97	2.2%	9	20,000.00	0.1%	1.1%
8	BANESCO SEGUROS, S.A.	756,516.94	0.9%	8	79,068.75	0.3%	10.5%
9	ASEGURADORA GLOBAL, S.A	356,523.25	0.4%	11	1,200.00	0.0%	0.3%
10	ASEGURADORA ANCON, S.A	356,359.30	0.4%	7	210,750.00	0.9%	59.1%
11	ACERTA SEGUROS	336,979.21	0.4%	12	124.66	0.0%	0.0%
12	SAGICOR PANAMÁ, S.A	322,227.57	0.4%	10	15,000.00	0.1%	4.7%
13	MERCANTIL PANAMÁ SEGUROS, S.A	219,111.92	0.3%	13	0.00	0.0%	0.0%
14	LA REGIONAL DE SEGUROS, S.A	201,567.08	0.2%	14	0.00	0.0%	0.0%
15	ASEGURADORA DEL ISTMO, S.A. (ADISA)	172,531.13	0.2%	15	0.00	0.0%	0.0%
16	MULTIBANK SEGUROS, S.A	160,188.63	0.2%	16	0.00	0.0%	0.0%
17	NACIONAL DE SEGUROS DE PANAMÁ Y CENTROAMÉRICA	140,001.77	0.2%	17	0.00	0.0%	0.0%
18	LA FLORESTA DE SEGUROS Y VIDA, S.A	68,885.30	0.1%	18	0.00	0.0%	0.0%
19	SEGUROS FEDPA, S.A	16,564.82	0.0%	19	0.00	0.0%	0.0%
20	ÓPTIMA COMPAÑÍA DE SEGUROS, S.A.	13,466.86	0.0%	20	0.00	0.0%	0.0%
21	SEGUROS BBA. CORP.	0.00	0.0%	21	0.00	0.0%	0.0%
22	ALIADO SEGUROS	0.00	0.0%	22	0.00	0.0%	0.0%
23	BUPA PANAMÁ, S.A.	0.00	0.0%	23	0.00	0.0%	0.0%
24	CHUBB SEGUROS PANAMA, S.A.	0.00	0.0%	24	0.00	0.0%	0.0%
25	GENERAL DE SEGUROS, S.A.	0.00	0.0%	25	0.00	0.0%	0.0%
26	VIVIR COMPAÑÍA DE SEGUROS, SA.	0.00	0.0%	26	0.00	0.0%	0.0%
TOTAL		\$83,501,447.38	100%		\$24,419,647.61	100%	29.2%

Participación en Vida Individual



Superintendencia de Seguros y Reaseguros de Panamá Participación de Mercado por Productos

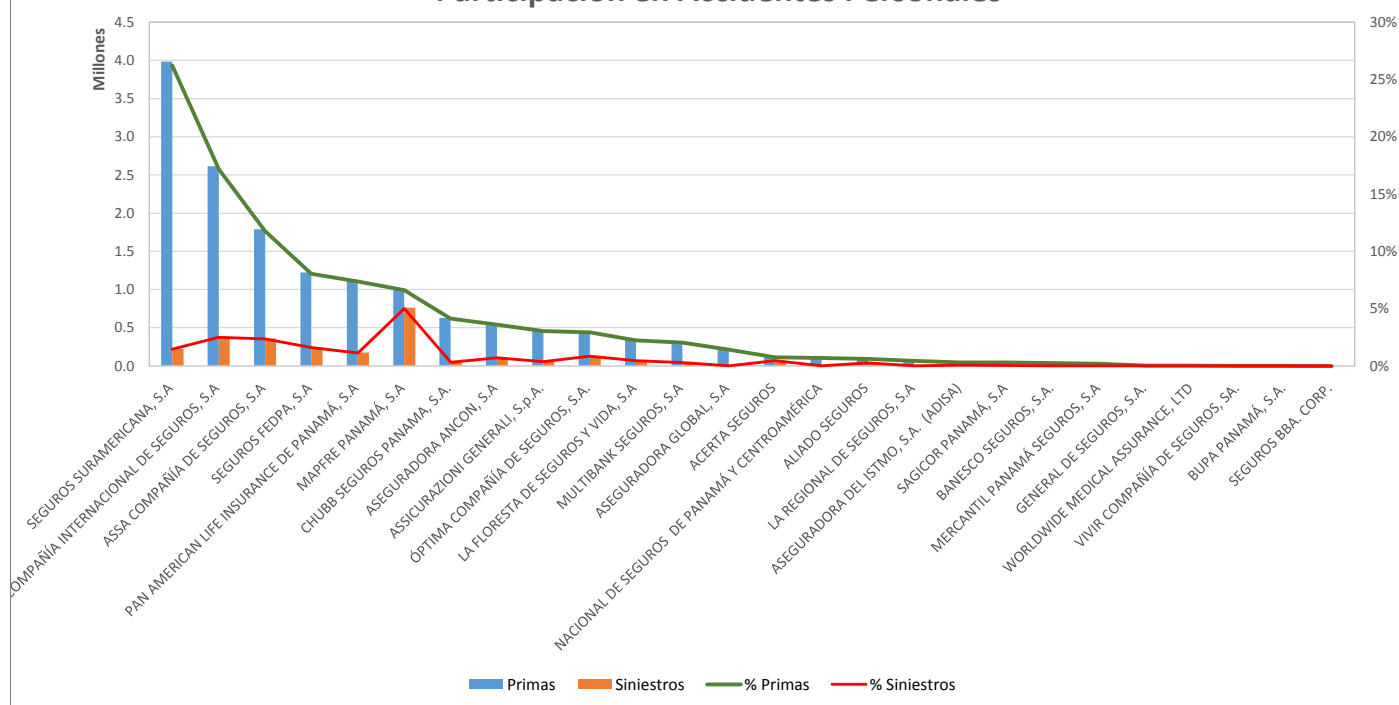


ACCIDENTES PERSONALES

AL 30 DE JUNIO DE 2018

#	Compañía de Seguros	Primas	% Primas	#	Siniestros	% Siniestros	Sinestralidad Promedio
1	SEGUROS SURAMERICANA, S.A	3,986,835.98	26.2%	5	223,238.98	1.5%	5.6%
2	COMPAÑÍA INTERNACIONAL DE SEGUROS, S.A	2,613,299.13	17.2%	2	378,586.55	2.5%	14.5%
3	ASSA COMPAÑÍA DE SEGUROS, S.A	1,788,667.83	11.8%	3	358,437.21	2.4%	20.0%
4	SEGUROS FEDPA, S.A	1,224,054.09	8.0%	4	243,742.73	1.6%	19.9%
5	PAN AMERICAN LIFE INSURANCE DE PANAMÁ, S.A	1,119,382.45	7.4%	6	172,938.05	1.1%	15.4%
6	MAPFRE PANAMÁ, S.A	1,004,550.67	6.6%	1	760,316.36	5.0%	75.7%
7	CHUBB SEGUROS PANAMA, S.A.	627,548.58	4.1%	12	46,718.93	0.3%	7.4%
8	ASEGURADORA ANCON, S.A	546,839.62	3.6%	8	109,000.36	0.7%	19.9%
9	ASSICURAZIONI GENERALI, S.p.A.	462,639.74	3.0%	11	55,118.68	0.4%	11.9%
10	ÓPTIMA COMPAÑÍA DE SEGUROS, S.A.	446,256.55	2.9%	7	129,796.92	0.9%	29.1%
11	LA FLORESTA DE SEGUROS Y VIDA, S.A	339,208.70	2.2%	9	70,716.00	0.5%	20.8%
12	MULTIBANK SEGUROS, S.A	308,679.98	2.0%	13	43,688.05	0.3%	14.2%
13	ASEGURADORA GLOBAL, S.A	215,392.03	1.4%	17	2,000.00	0.0%	0.9%
14	ACERTA SEGUROS	113,210.34	0.7%	10	66,825.91	0.4%	59.0%
15	NACIONAL DE SEGUROS DE PANAMÁ Y CENTROAMÉRICA	102,994.04	0.7%	19	423.39	0.0%	0.4%
16	ALIADO SEGUROS	93,951.19	0.6%	14	38,254.36	0.3%	40.7%
17	LA REGIONAL DE SEGUROS, S.A	68,808.68	0.5%	22	0.00	0.0%	0.0%
18	ASEGURADORA DEL ISTMO, S.A. (ADISA)	47,021.29	0.3%	15	9,050.12	0.1%	19.2%
19	SAGICOR PANAMÁ, S.A	43,600.77	0.3%	16	5,554.13	0.0%	12.7%
20	BANESCO SEGUROS, S.A.	36,481.28	0.2%	21	153.00	0.0%	0.4%
21	MERCANTIL PANAMÁ SEGUROS, S.A	28,138.54	0.2%	23	0.00	0.0%	0.0%
22	GENERAL DE SEGUROS, S.A.	4,408.69	0.0%	24	0.00	0.0%	0.0%
23	WORLDWIDE MEDICAL ASSURANCE, LTD	2,793.29	0.0%	18	1,808.24	0.0%	64.7%
24	VIVIR COMPAÑÍA DE SEGUROS, SA.	646.68	0.0%	25	0.00	0.0%	0.0%
25	BUPA PANAMÁ, S.A.	0.00	0.0%	26	0.00	0.0%	0.0%
26	SEGUROS BBA. CORP.	-6,106.94	0.0%	20	160.00	0.0%	-2.6%
TOTAL		\$15,219,303.20	100%		\$2,716,527.97	100%	17.8%

Participación en Accidentes Personales



Superintendencia de Seguros y Reaseguros de Panamá Participación de Mercado por Productos

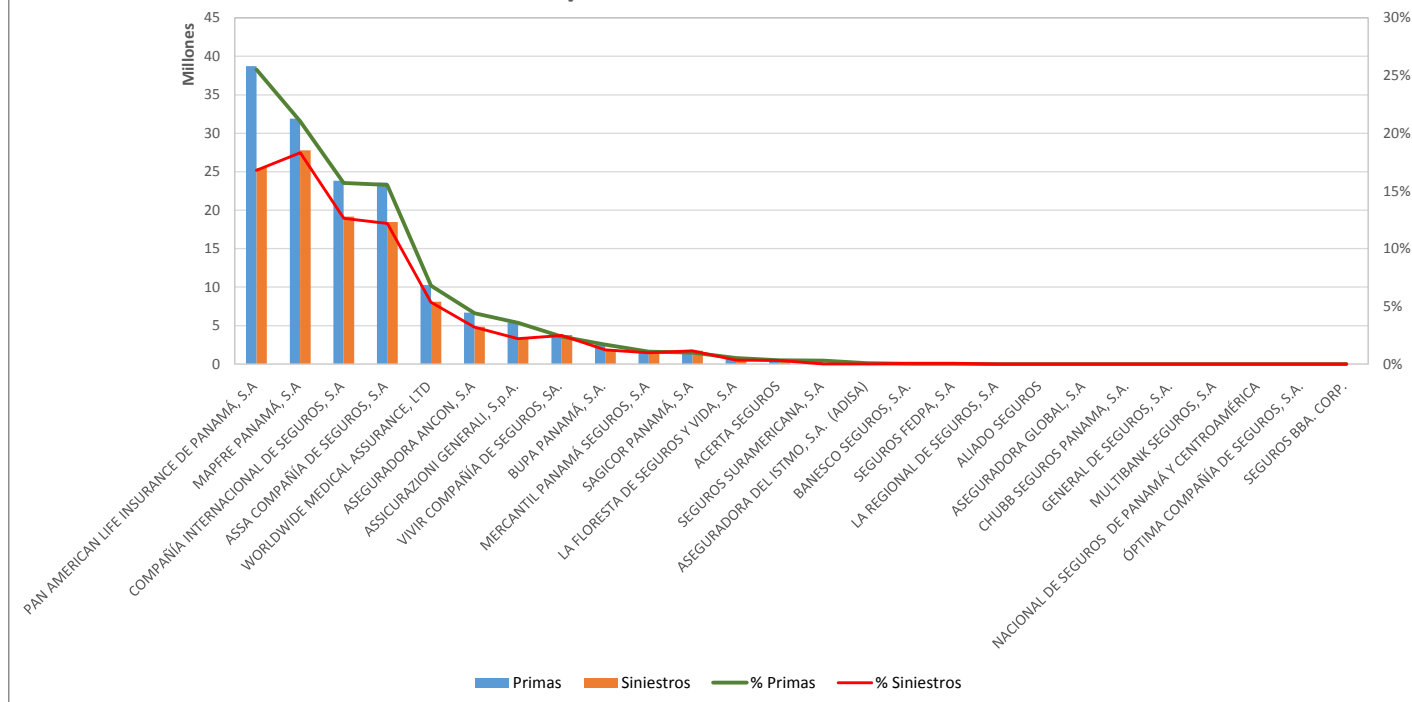


SALUD

AL 30 DE JUNIO DE 2018

#	Compañía de Seguros	Primas	% Primas	#	Siniestros	% Siniestros	Sinestralidad Promedio
1	PAN AMERICAN LIFE INSURANCE DE PANAMÁ, S.A	38,732,395.95	25.5%	2	25,475,322.76	16.8%	65.8%
2	MAPFRE PANAMÁ, S.A	31,922,686.43	21.0%	1	27,773,756.80	18.3%	87.0%
3	COMPAÑÍA INTERNACIONAL DE SEGUROS, S.A	23,817,860.47	15.7%	3	19,165,284.56	12.6%	80.5%
4	ASSA COMPAÑÍA DE SEGUROS, S.A	23,569,012.06	15.5%	4	18,478,331.80	12.2%	78.4%
5	WORLDWIDE MEDICAL ASSURANCE, LTD	10,283,019.15	6.8%	5	8,123,461.90	5.4%	79.0%
6	ASEGURADORA ANCON, S.A	6,689,138.62	4.4%	6	4,843,368.62	3.2%	72.4%
7	ASSICURAZIONI GENERALI, S.p.A.	5,401,448.27	3.6%	8	3,322,508.17	2.2%	61.5%
8	VIVIR COMPAÑÍA DE SEGUROS, SA.	3,628,611.65	2.4%	7	3,760,861.82	2.5%	103.6%
9	BUPA PANAMÁ, S.A.	2,579,098.93	1.7%	9	1,867,843.61	1.2%	72.4%
10	MERCANTIL PANAMÁ SEGUROS, S.A	1,631,404.50	1.1%	11	1,470,747.89	1.0%	90.2%
11	SAGICOR PANAMÁ, S.A	1,528,295.83	1.0%	10	1,748,782.38	1.2%	114.4%
12	LA FLORESTA DE SEGUROS Y VIDA, S.A	806,241.60	0.5%	12	521,524.50	0.3%	64.7%
13	ACERTA SEGUROS	490,667.45	0.3%	13	478,867.00	0.3%	97.6%
14	SEGUROS SURAMERICANA, S.A	467,428.49	0.3%	17	0.00	0.0%	0.0%
15	ASEGURADORA DEL ISTMO, S.A. (ADISA)	126,959.18	0.1%	16	2,600.60	0.0%	2.0%
16	BANESCO SEGUROS, S.A.	43,330.55	0.0%	15	104,083.86	0.1%	240.2%
17	SEGUROS FEDPA, S.A	28,004.50	0.0%	14	115,894.80	0.1%	413.8%
18	LA REGIONAL DE SEGUROS, S.A	2,411.93	0.0%	18	0.00	0.0%	0.0%
19	ALIADO SEGUROS	0.00	0.0%	19	0.00	0.0%	0.0%
20	ASEGURADORA GLOBAL, S.A	0.00	0.0%	20	0.00	0.0%	0.0%
21	CHUBB SEGUROS PANAMA, S.A.	0.00	0.0%	21	0.00	0.0%	0.0%
22	GENERAL DE SEGUROS, S.A.	0.00	0.0%	22	0.00	0.0%	0.0%
23	MULTIBANK SEGUROS, S.A	0.00	0.0%	23	0.00	0.0%	0.0%
24	NACIONAL DE SEGUROS DE PANAMÁ Y CENTROAMÉRICA	0.00	0.0%	24	0.00	0.0%	0.0%
25	ÓPTIMA COMPAÑÍA DE SEGUROS, S.A.	0.00	0.0%	25	0.00	0.0%	0.0%
26	SEGUROS BBA. CORP.	0.00	0.0%	26	0.00	0.0%	0.0%
TOTAL		\$151,748,015.56	100%		\$117,253,241.07	100%	77.3%

Participación en Ramo de Salud



Superintendencia de Seguros y Reaseguros de Panamá

Participación de Mercado por Productos

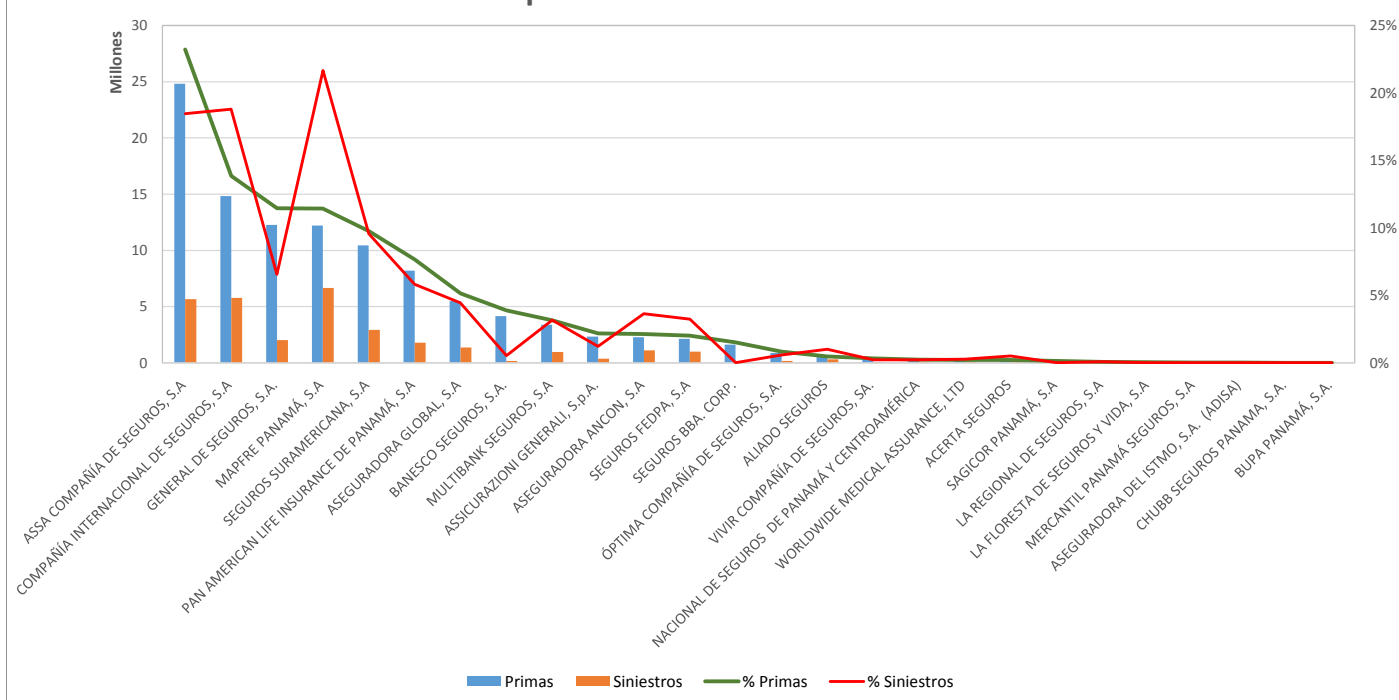


COLECTIVO DE VIDA

AL 30 DE JUNIO DE 2018

#	Compañía de Seguros	Primas	% Primas	#	Siniestros	% Siniestros	Sinestralidad Promedio
1	ASSA COMPAÑÍA DE SEGUROS, S.A	24,812,545.91	23.2%	3	5,668,219.28	18.5%	22.8%
2	COMPAÑÍA INTERNACIONAL DE SEGUROS, S.A	14,819,329.05	13.9%	2	5,773,099.95	18.8%	39.0%
3	GENERAL DE SEGUROS, S.A.	12,257,871.95	11.5%	5	2,014,731.13	6.6%	16.4%
4	MAPFRE PANAMÁ, S.A	12,222,046.40	11.4%	1	6,651,737.88	21.7%	54.4%
5	SEGUROS SURAMERICANA, S.A	10,445,998.85	9.8%	4	2,937,686.19	9.6%	28.1%
6	PAN AMERICAN LIFE INSURANCE DE PANAMÁ, S.A	8,194,835.85	7.7%	6	1,783,741.53	5.8%	21.8%
7	ASEGURADORA GLOBAL, S.A	5,501,141.01	5.1%	7	1,364,837.37	4.4%	24.8%
8	BANESCO SEGUROS, S.A.	4,154,833.38	3.9%	14	164,076.83	0.5%	3.9%
9	MULTIBANK SEGUROS, S.A	3,380,397.78	3.2%	10	973,639.26	3.2%	28.8%
10	ASSICURAZIONI GENERALI, S.p.A.	2,331,941.38	2.2%	11	370,566.31	1.2%	15.9%
11	ASEGURADORA ANCON, S.A	2,274,077.16	2.1%	8	1,115,597.12	3.6%	49.1%
12	SEGUROS FEDPA, S.A	2,139,983.59	2.0%	9	990,613.15	3.2%	46.3%
13	SEGUROS BBA. CORP.	1,614,368.64	1.5%	23	900.00	0.0%	0.1%
14	ÓPTIMA COMPAÑÍA DE SEGUROS, S.A.	882,201.24	0.8%	13	174,647.06	0.6%	19.8%
15	ALIADO SEGUROS	516,096.80	0.5%	12	310,197.38	1.0%	60.1%
16	VIVIR COMPAÑÍA DE SEGUROS, SA.	357,879.91	0.3%	17	66,935.49	0.2%	18.7%
17	NACIONAL DE SEGUROS DE PANAMÁ Y CENTROAMÉRICA	260,562.92	0.2%	18	65,265.54	0.2%	25.0%
18	WORLDWIDE MEDICAL ASSURANCE, LTD	217,742.15	0.2%	16	80,147.18	0.3%	36.8%
19	ACERTA SEGUROS	212,036.81	0.2%	15	157,835.06	0.5%	74.4%
20	SAGICOR PANAMÁ, S.A	148,179.42	0.1%	20	2,138.00	0.0%	1.4%
21	LA REGIONAL DE SEGUROS, S.A	61,278.07	0.1%	19	22,071.08	0.1%	36.0%
22	LA FLORESTA DE SEGUROS Y VIDA, S.A	42,834.40	0.0%	21	2,100.00	0.0%	4.9%
23	MERCANTIL PANAMÁ SEGUROS, S.A	31,747.76	0.0%	24	0.00	0.0%	0.0%
24	ASEGURADORA DEL ISTMO, S.A. (ADISA)	11,916.57	0.0%	22	1,387.11	0.0%	11.6%
25	CHUBB SEGUROS PANAMA, S.A.	3,333.19	0.0%	25	0.00	0.0%	0.0%
26	BUPA PANAMÁ, S.A.	0.00	0.0%	26	0.00	0.0%	0.0%
TOTAL		\$106,895,180.19	100%		\$30,692,169.90	100%	28.7%

Participación en Colectivo de Vida



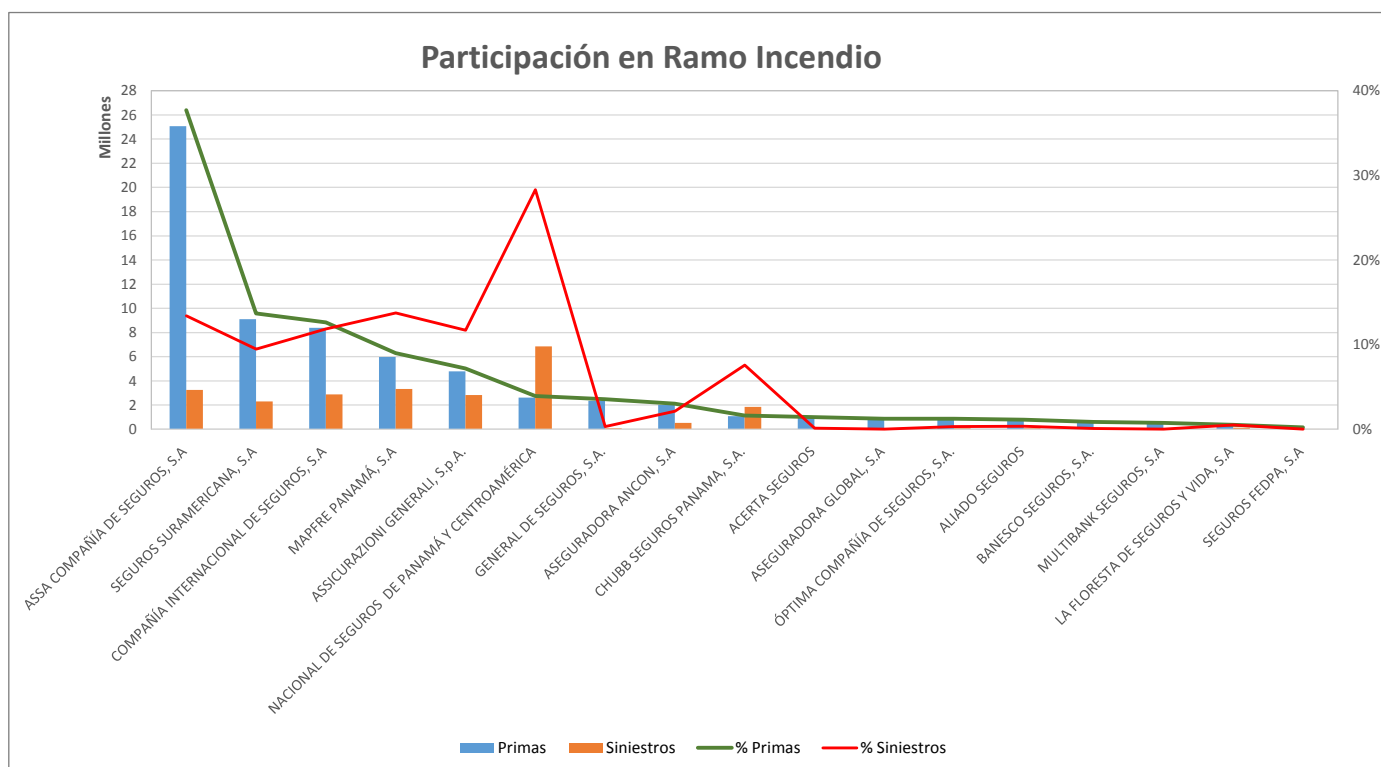
Superintendencia de Seguros y Reaseguros de Panamá Participación de Mercado por Productos



RAMO DE INCENDIO

AL 30 DE JUNIO DE 2018

#	Compañía de Seguros	Primas	% Primas	#	Siniestros	% Siniestros	Sinestralidad Promedio
1	ASSA COMPAÑÍA DE SEGUROS, S.A	25,055,594.41	37.7%	3	3,250,462.10	13.4%	13.0%
2	SEGUROS SURAMERICANA, S.A	9,101,548.72	13.7%	6	2,302,927.67	9.5%	25.3%
3	COMPAÑÍA INTERNACIONAL DE SEGUROS, S.A	8,396,209.81	12.6%	4	2,881,034.12	11.9%	34.3%
4	MAPFRE PANAMÁ, S.A	5,985,458.60	9.0%	2	3,333,925.88	13.7%	55.7%
5	ASSICURAZIONI GENERALI, S.p.A.	4,786,703.09	7.2%	5	2,835,945.87	11.7%	59.2%
6	NACIONAL DE SEGUROS DE PANAMÁ Y CENTROAMÉRICA	2,621,938.17	3.9%	1	6,866,699.03	28.3%	261.9%
7	GENERAL DE SEGUROS, S.A.	2,356,871.61	3.5%	11	77,916.97	0.3%	3.3%
8	ASEGURADORA ANCON, S.A	2,006,636.81	3.0%	8	520,110.62	2.1%	25.9%
9	CHUBB SEGUROS PANAMA, S.A.	1,071,357.61	1.6%	7	1,841,482.72	7.6%	171.9%
10	ACERTA SEGUROS	946,908.57	1.4%	13	34,430.15	0.1%	3.6%
11	ASEGURADORA GLOBAL, S.A	838,099.03	1.3%	16	7,238.47	0.0%	0.9%
12	ÓPTIMA COMPAÑÍA DE SEGUROS, S.A.	815,689.53	1.2%	12	76,448.22	0.3%	9.4%
13	ALIADO SEGUROS	743,808.51	1.1%	10	82,634.96	0.3%	11.1%
14	BANESCO SEGUROS, S.A.	581,612.71	0.9%	14	18,263.39	0.1%	3.1%
15	MULTIBANK SEGUROS, S.A	512,412.78	0.8%	18	2,394.48	0.0%	0.5%
16	LA FLORESTA DE SEGUROS Y VIDA, S.A	352,874.40	0.5%	9	125,230.70	0.5%	35.5%
17	SEGUROS FEDPA, S.A	148,234.11	0.2%	17	6,073.21	0.0%	4.1%
18	LA REGIONAL DE SEGUROS, S.A	135,509.52	0.2%	15	10,700.85	0.0%	7.9%
19	ASEGURADORA DEL ISTMO, S.A. (ADISA)	27,130.79	0.0%	19	40.29	0.0%	0.1%
20	SEGUROS BBA. CORP.	1,380.57	0.0%	20	0.00	0.0%	0.0%
21	BUPA PANAMÁ, S.A.	0.00	0.0%	21	0.00	0.0%	0.0%
22	MERCANTIL PANAMÁ SEGUROS, S.A	0.00	0.0%	22	0.00	0.0%	0.0%
23	PAN AMERICAN LIFE INSURANCE DE PANAMÁ, S.A	0.00	0.0%	23	0.00	0.0%	0.0%
24	SAGICOR PANAMÁ, S.A	0.00	0.0%	24	0.00	0.0%	0.0%
25	VIVIR COMPAÑÍA DE SEGUROS, SA.	0.00	0.0%	25	0.00	0.0%	0.0%
26	WORLDWIDE MEDICAL ASSURANCE, LTD	0.00	0.0%	26	0.00	0.0%	0.0%
TOTAL		\$66,485,979.35	100%		\$24,273,959.70	100%	36.5%



Superintendencia de Seguros y Reaseguros de Panamá

Participación de Mercado por Productos

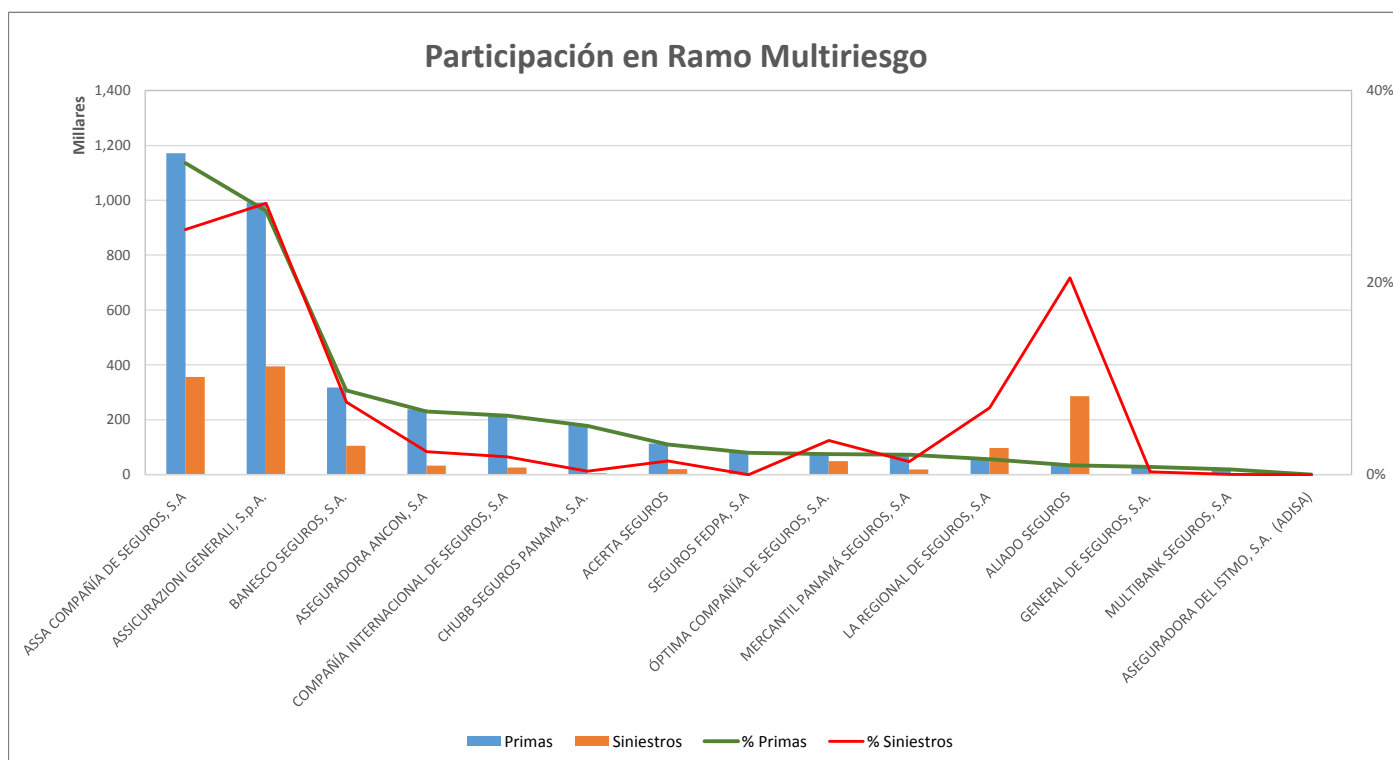


MULTIRIESGO

AL 30 DE JUNIO DE 2018

#	Compañía de Seguros	Primas	% Primas	#	Siniestros	% Siniestros	Sinestralidad Promedio
1	ASSA COMPAÑÍA DE SEGUROS, S.A	1,171,458.56	32.4%	2	355,791.20	25.5%	30.4%
2	ASSICURAZIONI GENERALI, S.p.A.	992,007.55	27.5%	1	393,991.41	28.3%	39.7%
3	BANESCO SEGUROS, S.A.	317,145.67	8.8%	4	105,339.04	7.6%	33.2%
4	ASEGURADORA ANCON, S.A	237,829.49	6.6%	7	33,162.64	2.4%	13.9%
5	COMPAÑÍA INTERNACIONAL DE SEGUROS, S.A	221,241.22	6.1%	8	25,947.41	1.9%	11.7%
6	CHUBB SEGUROS PANAMA, S.A.	182,934.85	5.1%	11	5,000.00	0.4%	2.7%
7	ACERTA SEGUROS	113,284.67	3.1%	9	19,687.01	1.4%	17.4%
8	SEGUROS FEDPA, S.A	82,580.46	2.3%	14	0.00	0.0%	0.0%
9	ÓPTIMA COMPAÑÍA DE SEGUROS, S.A.	77,767.58	2.2%	6	49,700.23	3.6%	63.9%
10	MERCANTIL PANAMÁ SEGUROS, S.A	74,279.70	2.1%	10	18,997.34	1.4%	25.6%
11	LA REGIONAL DE SEGUROS, S.A	57,599.53	1.6%	5	96,867.24	6.9%	168.2%
12	ALIADO SEGUROS	35,650.88	1.0%	3	285,797.92	20.5%	801.7%
13	GENERAL DE SEGUROS, S.A.	29,625.84	0.8%	12	3,818.68	0.3%	12.9%
14	MULTIBANK SEGUROS, S.A	19,073.85	0.5%	13	121.98	0.0%	0.6%
15	ASEGURADORA DEL ISTMO, S.A. (ADISA)	0.00	0.0%	15	0.00	0.0%	0.0%
16	ASEGURADORA GLOBAL, S.A	0.00	0.0%	16	0.00	0.0%	0.0%
17	BUPA PANAMÁ, S.A.	0.00	0.0%	17	0.00	0.0%	0.0%
18	LA FLORESTA DE SEGUROS Y VIDA, S.A	0.00	0.0%	18	0.00	0.0%	0.0%
19	MAPFRE PANAMÁ, S.A	0.00	0.0%	19	0.00	0.0%	0.0%
20	NACIONAL DE SEGUROS DE PANAMÁ Y CENTROAMÉRICA	0.00	0.0%	20	0.00	0.0%	0.0%
21	PAN AMERICAN LIFE INSURANCE DE PANAMÁ, S.A	0.00	0.0%	21	0.00	0.0%	0.0%
22	SAGICOR PANAMÁ, S.A	0.00	0.0%	22	0.00	0.0%	0.0%
23	SEGUROS BBA. CORP.	0.00	0.0%	23	0.00	0.0%	0.0%
24	SEGUROS SURAMERICANA, S.A	0.00	0.0%	24	0.00	0.0%	0.0%
25	VIVIR COMPAÑÍA DE SEGUROS, SA.	0.00	0.0%	25	0.00	0.0%	0.0%
26	WORLDWIDE MEDICAL ASSURANCE, LTD	0.00	0.0%	26	0.00	0.0%	0.0%
TOTAL		\$3,612,479.85	100%		\$1,394,222.10	100%	38.6%

Participación en Ramo Multiriesgo



Superintendencia de Seguros y Reaseguros de Panamá Participación de Mercado por Productos

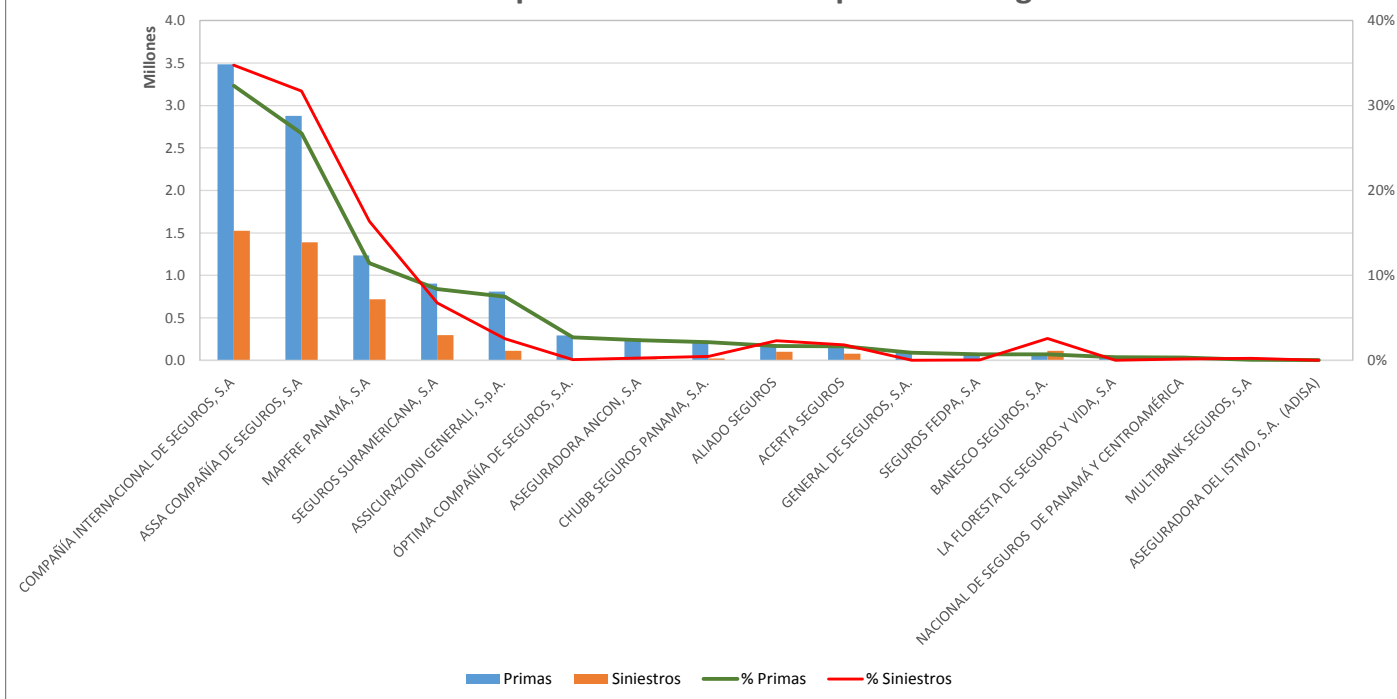


TRANSPORTE DE CARGA

AL 30 DE JUNIO DE 2018

#	Compañía de Seguros	Primas	% Primas	#	Siniestros	% Siniestros	Sinistralidad Promedio
1	COMPAÑÍA INTERNACIONAL DE SEGUROS, S.A	3,483,675.66	32.3%	1	1,523,407.46	34.7%	43.7%
2	ASSA COMPAÑÍA DE SEGUROS, S.A	2,878,474.15	26.7%	2	1,389,169.03	31.7%	48.3%
3	MAPFRE PANAMÁ, S.A	1,233,316.98	11.4%	3	717,093.63	16.4%	58.1%
4	SEGUROS SURAMERICANA, S.A	903,284.33	8.4%	4	296,718.13	6.8%	32.8%
5	ASSICURAZIONI GENERALI, S.p.A.	808,752.01	7.5%	6	111,026.04	2.5%	13.7%
6	ÓPTIMA COMPAÑÍA DE SEGUROS, S.A.	293,432.71	2.7%	13	3,197.40	0.1%	1.1%
7	ASEGURADORA ANCON, S.A	255,478.69	2.4%	10	11,610.70	0.3%	4.5%
8	CHUBB SEGUROS PANAMA, S.A.	229,166.04	2.1%	9	20,702.88	0.5%	9.0%
9	ALIADO SEGUROS	183,027.44	1.7%	7	100,514.19	2.3%	54.9%
10	ACERTA SEGUROS	177,342.02	1.6%	8	80,099.77	1.8%	45.2%
11	GENERAL DE SEGUROS, S.A.	95,611.80	0.9%	16	0.00	0.0%	0.0%
12	SEGUROS FEDPA, S.A	77,595.63	0.7%	14	1,816.21	0.0%	2.3%
13	BANESCO SEGUROS, S.A.	76,258.37	0.7%	5	112,371.20	2.6%	147.4%
14	LA FLORESTA DE SEGUROS Y VIDA, S.A	40,633.20	0.4%	15	195.10	0.0%	0.5%
15	NACIONAL DE SEGUROS DE PANAMÁ Y CENTROAMÉRICA	37,414.38	0.3%	12	6,246.01	0.1%	16.7%
16	MULTIBANK SEGUROS, S.A	8,768.60	0.1%	11	10,667.37	0.2%	121.7%
17	ASEGURADORA DEL ISTMO, S.A. (ADISA)	1,808.51	0.0%	17	0.00	0.0%	0.0%
18	LA REGIONAL DE SEGUROS, S.A	310.00	0.0%	18	0.00	0.0%	0.0%
19	ASEGURADORA GLOBAL, S.A	0.00	0.0%	19	0.00	0.0%	0.0%
20	BUPA PANAMÁ, S.A.	0.00	0.0%	20	0.00	0.0%	0.0%
21	MERCANTIL PANAMÁ SEGUROS, S.A	0.00	0.0%	21	0.00	0.0%	0.0%
22	PAN AMERICAN LIFE INSURANCE DE PANAMÁ, S.A	0.00	0.0%	22	0.00	0.0%	0.0%
23	SAGICOR PANAMÁ, S.A	0.00	0.0%	23	0.00	0.0%	0.0%
24	VIVIR COMPAÑÍA DE SEGUROS, SA.	0.00	0.0%	24	0.00	0.0%	0.0%
25	WORLDWIDE MEDICAL ASSURANCE, LTD	0.00	0.0%	25	0.00	0.0%	0.0%
26	SEGUROS BBA. CORP.	-2,608.30	0.0%	26	0.00	0.0%	0.0%
TOTAL		\$10,781,742.22	100%		\$4,384,835.12	100%	40.7%

Participación en Ramo Transporte de Carga

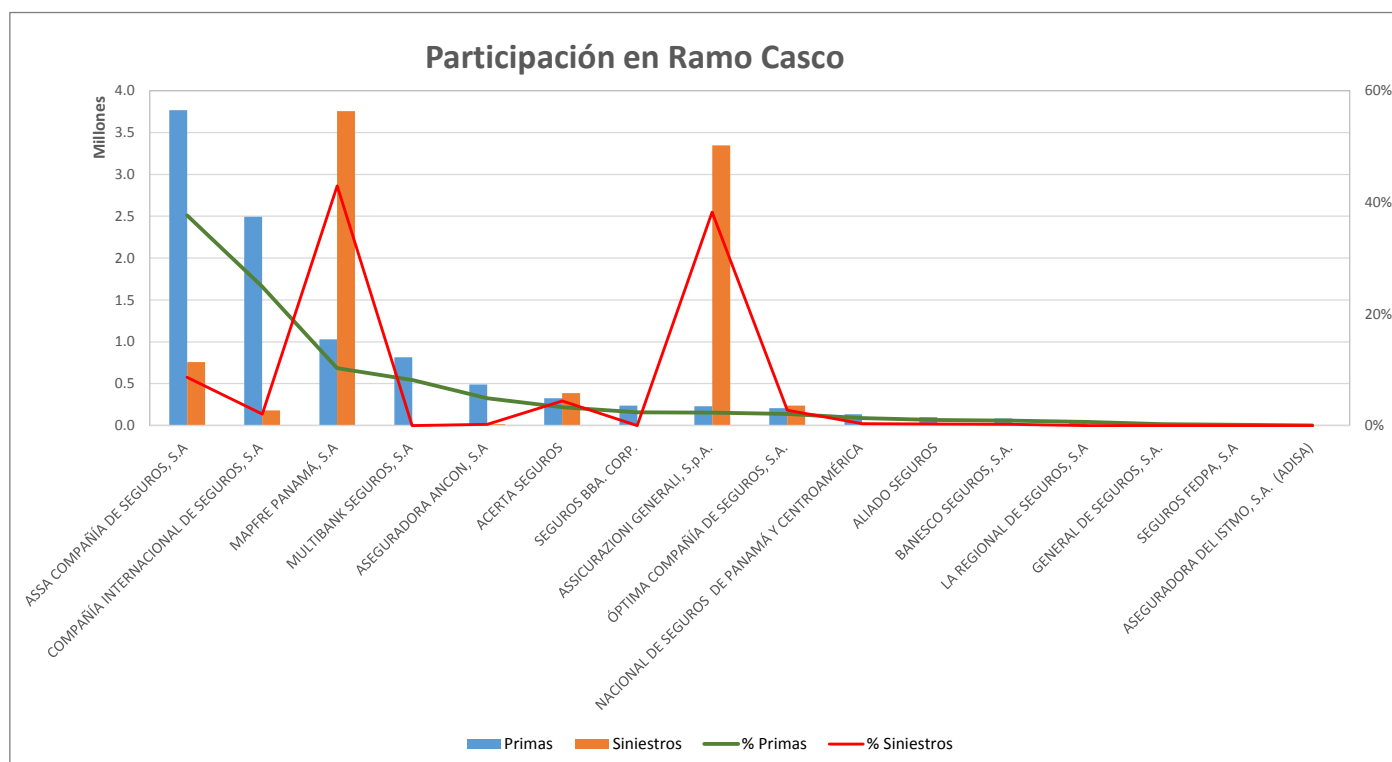


Superintendencia de Seguros y Reaseguros de Panamá Participación de Mercado por Productos



RAMO DE CASCO AL 30 DE JUNIO DE 2018

#	Compañía de Seguros	Primas	% Primas	#	Siniestros	% Siniestros	Sinistralidad Promedio
1	ASSA COMPAÑÍA DE SEGUROS, S.A	3,767,407.81	37.6%	3	757,722.92	8.7%	20.1%
2	COMPAÑÍA INTERNACIONAL DE SEGUROS, S.A	2,492,657.50	24.9%	6	179,190.51	2.0%	7.2%
3	MAPFRE PANAMÁ, S.A	1,029,584.03	10.3%	1	3,755,724.70	42.9%	364.8%
4	MULTIBANK SEGUROS, S.A	815,580.06	8.1%	11	0.00	0.0%	0.0%
5	ASEGURADORA ANCON, S.A	491,287.24	4.9%	10	16,516.87	0.2%	3.4%
6	ACERTA SEGUROS	326,357.31	3.3%	4	385,700.00	4.4%	118.2%
7	SEGUROS BBA. CORP.	236,824.55	2.4%	12	0.00	0.0%	0.0%
8	ASSICURAZIONI GENERALI, S.p.A.	229,790.82	2.3%	2	3,346,045.58	38.3%	1456.1%
9	ÓPTIMA COMPAÑÍA DE SEGUROS, S.A.	207,260.87	2.1%	5	238,492.73	2.7%	115.1%
10	NACIONAL DE SEGUROS DE PANAMÁ Y CENTROAMÉRICA	134,514.16	1.3%	7	25,700.00	0.3%	19.1%
11	ALIADO SEGUROS	99,099.25	1.0%	8	20,798.21	0.2%	21.0%
12	BANESCO SEGUROS, S.A.	85,750.38	0.9%	9	19,179.12	0.2%	22.4%
13	LA REGIONAL DE SEGUROS, S.A	64,635.08	0.6%	13	0.00	0.0%	0.0%
14	GENERAL DE SEGUROS, S.A.	24,962.20	0.2%	14	0.00	0.0%	0.0%
15	SEGUROS FEDPA, S.A	10,773.00	0.1%	15	0.00	0.0%	0.0%
16	ASEGURADORA DEL ISTMO, S.A. (ADISA)	128.16	0.0%	16	0.00	0.0%	0.0%
17	ASEGURADORA GLOBAL, S.A	0.00	0.0%	17	0.00	0.0%	0.0%
18	BUPA PANAMÁ, S.A.	0.00	0.0%	18	0.00	0.0%	0.0%
19	CHUBB SEGUROS PANAMA, S.A.	0.00	0.0%	19	0.00	0.0%	0.0%
20	LA FLORESTA DE SEGUROS Y VIDA, S.A	0.00	0.0%	20	0.00	0.0%	0.0%
21	MERCANTIL PANAMÁ SEGUROS, S.A	0.00	0.0%	21	0.00	0.0%	0.0%
22	PAN AMERICAN LIFE INSURANCE DE PANAMÁ, S.A	0.00	0.0%	22	0.00	0.0%	0.0%
23	SAGICOR PANAMÁ, S.A	0.00	0.0%	23	0.00	0.0%	0.0%
24	VIVIR COMPAÑÍA DE SEGUROS, SA.	0.00	0.0%	24	0.00	0.0%	0.0%
25	WORLDWIDE MEDICAL ASSURANCE, LTD	0.00	0.0%	25	0.00	0.0%	0.0%
26	SEGUROS SURAMERICANA, S.A	-400.74	0.0%	26	0.00	0.0%	0.0%
TOTAL		\$10,016,211.68	100%		\$8,745,070.64	100%	87.3%



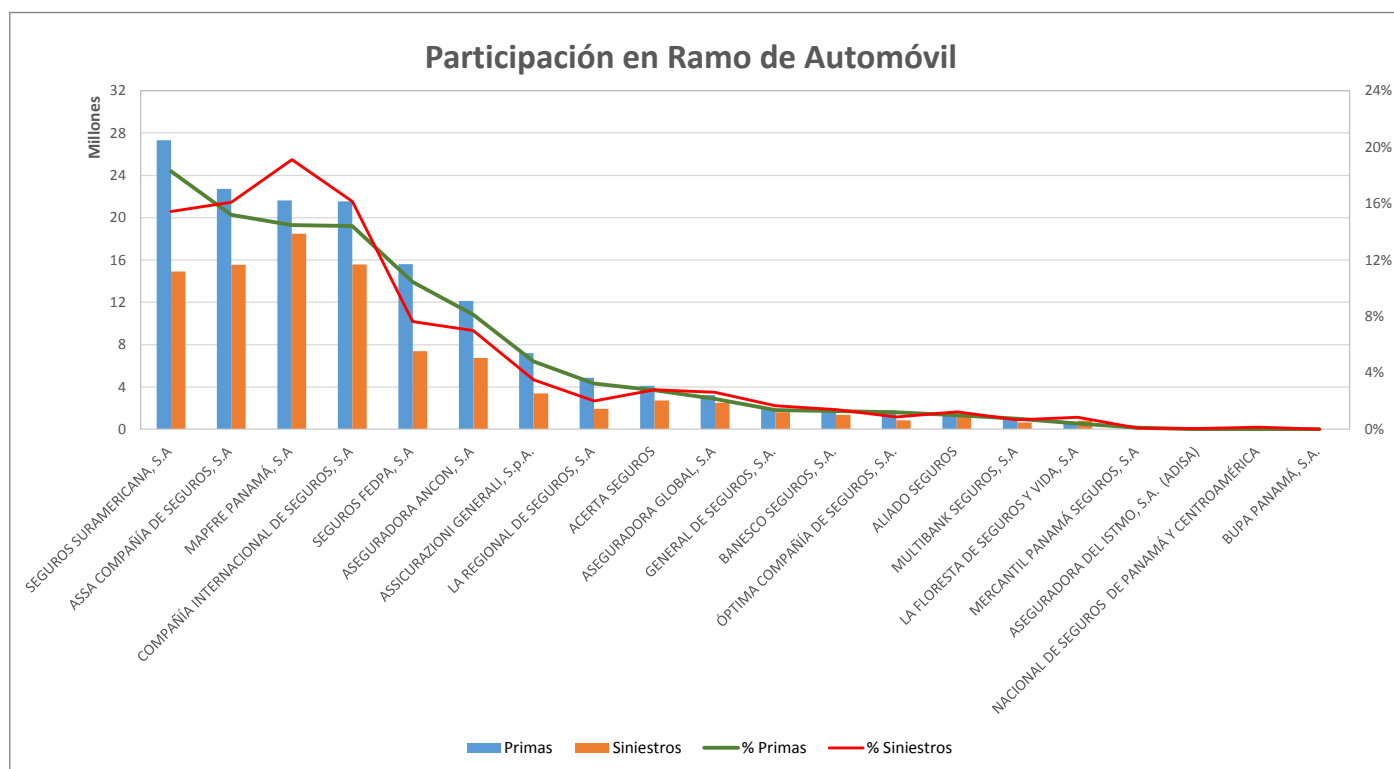
Superintendencia de Seguros y Reaseguros de Panamá Participación de Mercado por Productos



AUTOMÓVIL

AL 30 DE JUNIO DE 2018

#	Compañía de Seguros	Primas	% Primas	#	Siniestros	% Siniestros	Sinestralidad Promedio
1	SEGUROS SURAMERICANA, S.A	27,322,644.98	18.3%	4	14,923,439.28	15.4%	54.6%
2	ASSA COMPAÑÍA DE SEGUROS, S.A	22,712,558.86	15.2%	3	15,560,270.70	16.1%	68.5%
3	MAPFRE PANAMÁ, S.A	21,631,579.00	14.5%	1	18,474,806.21	19.1%	85.4%
4	COMPAÑÍA INTERNACIONAL DE SEGUROS, S.A	21,537,515.16	14.4%	2	15,593,229.11	16.1%	72.4%
5	SEGUROS FEDPA, S.A	15,598,154.91	10.4%	5	7,384,129.53	7.6%	47.3%
6	ASEGURADORA ANCON, S.A	12,123,888.47	8.1%	6	6,754,374.11	7.0%	55.7%
7	ASSICURAZIONI GENERALI, S.p.A.	7,197,521.48	4.8%	7	3,394,854.57	3.5%	47.2%
8	LA REGIONAL DE SEGUROS, S.A	4,864,708.86	3.3%	10	1,928,232.55	2.0%	39.6%
9	ACERTA SEGUROS	4,122,270.71	2.8%	8	2,707,397.41	2.8%	65.7%
10	ASEGURADORA GLOBAL, S.A	3,225,238.52	2.2%	9	2,521,251.69	2.6%	78.2%
11	GENERAL DE SEGUROS, S.A.	2,027,178.24	1.4%	11	1,614,144.88	1.7%	79.6%
12	BANESCO SEGUROS, S.A.	1,934,112.63	1.3%	12	1,346,339.14	1.4%	69.6%
13	ÓPTIMA COMPAÑÍA DE SEGUROS, S.A.	1,796,638.75	1.2%	14	851,768.09	0.9%	47.4%
14	ALIADO SEGUROS	1,497,986.68	1.0%	13	1,183,213.81	1.2%	79.0%
15	MULTIBANK SEGUROS, S.A	1,108,944.44	0.7%	17	637,413.88	0.7%	57.5%
16	LA FLORESTA DE SEGUROS Y VIDA, S.A	600,497.90	0.4%	15	822,052.80	0.9%	136.9%
17	MERCANTIL PANAMÁ SEGUROS, S.A	177,490.20	0.1%	19	72,786.65	0.1%	41.0%
18	ASEGURADORA DEL ISTMO, S.A. (ADISA)	9,981.74	0.0%	20	45,038.58	0.0%	451.2%
19	NACIONAL DE SEGUROS DE PANAMÁ Y CENTROAMÉRICA	1,405.39	0.0%	18	140,177.01	0.1%	9974.2%
20	BUPA PANAMÁ, S.A.	0.00	0.0%	21	0.00	0.0%	0.0%
21	CHUBB SEGUROS PANAMA, S.A.	0.00	0.0%	22	0.00	0.0%	0.0%
22	PAN AMERICAN LIFE INSURANCE DE PANAMÁ, S.A	0.00	0.0%	23	0.00	0.0%	0.0%
23	SAGICOR PANAMÁ, S.A	0.00	0.0%	24	0.00	0.0%	0.0%
24	VIVIR COMPAÑÍA DE SEGUROS, SA.	0.00	0.0%	25	0.00	0.0%	0.0%
25	WORLDWIDE MEDICAL ASSURANCE, LTD	0.00	0.0%	26	0.00	0.0%	0.0%
26	SEGUROS BBA. CORP.	-3,386.54	0.0%	16	650,185.33	0.7%	-19199.1%
TOTAL		\$149,486,930.38	100%		\$96,605,105.33	100%	64.6%



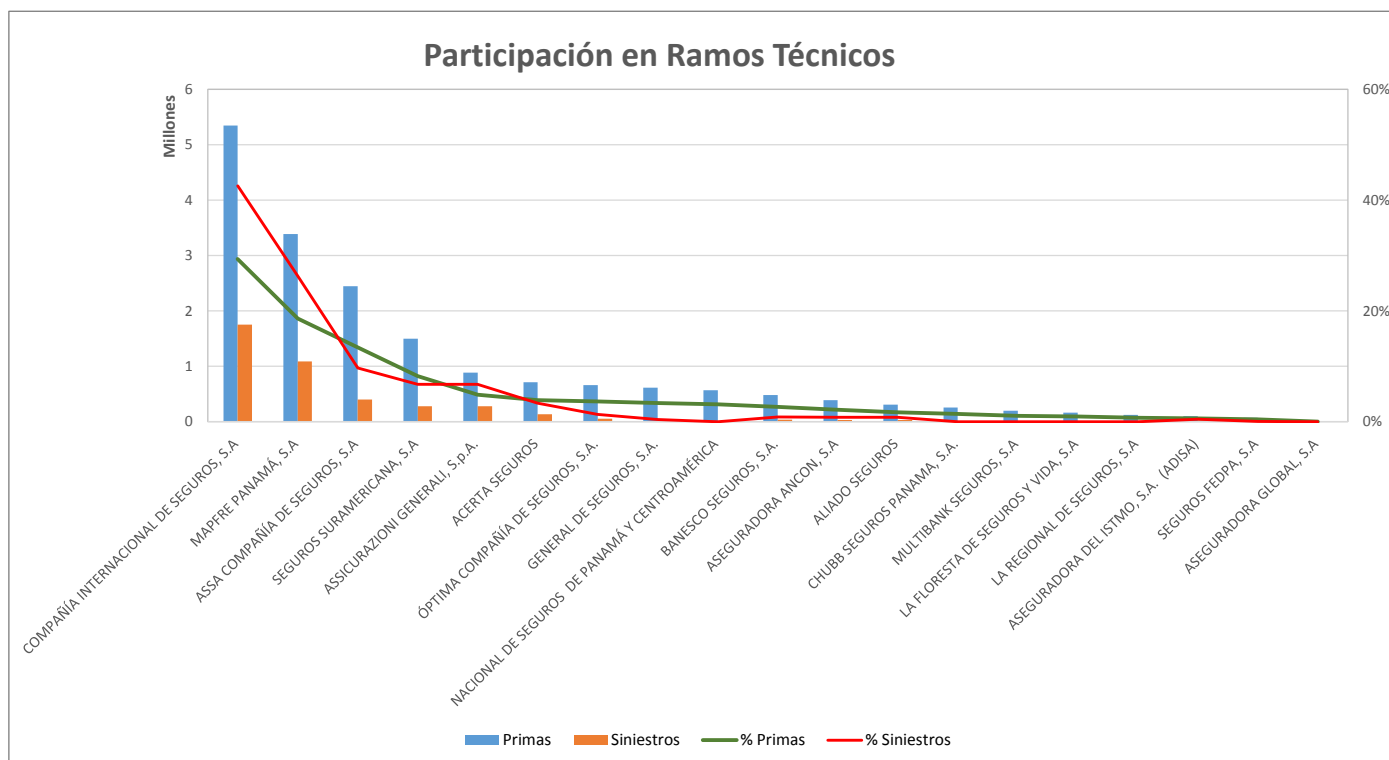
Superintendencia de Seguros y Reaseguros de Panamá Participación de Mercado por Productos



RAMOS TÉCNICOS

AL 30 DE JUNIO DE 2018

#	Compañía de Seguros	Primas	% Primas	#	Siniestros	% Siniestros	Sinestralidad Promedio
1	COMPAÑÍA INTERNACIONAL DE SEGUROS, S.A	5,349,710.68	29.4%	1	1,753,352.85	42.6%	32.8%
2	MAPFRE PANAMÁ, S.A	3,389,875.88	18.6%	2	1,085,316.87	26.4%	32.0%
3	ASSA COMPAÑÍA DE SEGUROS, S.A	2,443,447.74	13.4%	3	399,500.40	9.7%	16.3%
4	SEGUROS SURAMERICANA, S.A	1,499,653.59	8.2%	5	277,152.88	6.7%	18.5%
5	ASSICURAZIONI GENERALI, S.p.A.	886,359.48	4.9%	4	278,077.74	6.8%	31.4%
6	ACERTA SEGUROS	711,489.46	3.9%	6	136,519.02	3.3%	19.2%
7	ÓPTIMA COMPAÑÍA DE SEGUROS, S.A.	660,613.58	3.6%	7	53,376.06	1.3%	8.1%
8	GENERAL DE SEGUROS, S.A.	614,595.41	3.4%	12	16,652.99	0.4%	2.7%
9	NACIONAL DE SEGUROS DE PANAMÁ Y CENTROAMÉRICA	565,121.75	3.1%	15	0.00	0.0%	0.0%
10	BANESCO SEGUROS, S.A.	482,968.69	2.7%	8	34,672.63	0.8%	7.2%
11	ASEGURADORA ANCON, S.A	390,804.29	2.1%	10	31,860.74	0.8%	8.2%
12	ALIADO SEGUROS	308,999.83	1.7%	9	32,428.85	0.8%	10.5%
13	CHUBB SEGUROS PANAMA, S.A.	255,798.52	1.4%	14	304.95	0.0%	0.1%
14	MULTIBANK SEGUROS, S.A	195,106.04	1.1%	16	0.00	0.0%	0.0%
15	LA FLORESTA DE SEGUROS Y VIDA, S.A	165,058.03	0.9%	17	0.00	0.0%	0.0%
16	LA REGIONAL DE SEGUROS, S.A	124,361.46	0.7%	18	0.00	0.0%	0.0%
17	ASEGURADORA DEL ISTMO, S.A. (ADISA)	102,049.95	0.6%	11	18,180.37	0.4%	17.8%
18	SEGUROS FEDPA, S.A	71,468.30	0.4%	13	754.60	0.0%	1.1%
19	ASEGURADORA GLOBAL, S.A	0.00	0.0%	19	0.00	0.0%	0.0%
20	BUPA PANAMÁ, S.A.	0.00	0.0%	20	0.00	0.0%	0.0%
21	MERCANTIL PANAMÁ SEGUROS, S.A	0.00	0.0%	21	0.00	0.0%	0.0%
22	PAN AMERICAN LIFE INSURANCE DE PANAMÁ, S.A	0.00	0.0%	22	0.00	0.0%	0.0%
23	SAGICOR PANAMÁ, S.A	0.00	0.0%	23	0.00	0.0%	0.0%
24	VIVIR COMPAÑÍA DE SEGUROS, SA.	0.00	0.0%	24	0.00	0.0%	0.0%
25	WORLDWIDE MEDICAL ASSURANCE, LTD	0.00	0.0%	25	0.00	0.0%	0.0%
26	SEGUROS BBA. CORP.	0.00	0.0%	26	0.00	0.0%	0.0%
TOTAL		\$18,217,482.68	100%		\$4,118,150.95	100%	22.6%



Superintendencia de Seguros y Reaseguros de Panamá Participación de Mercado por Productos



RESPONSABILIDAD CIVIL

AL 30 DE JUNIO DE 2018

#	Compañía de Seguros	Primas	% Primas	#	Siniestros	% Siniestros	Sinestralidad Promedio
1	ASSA COMPAÑÍA DE SEGUROS, S.A	8,539,275.63	43.2%	2	855,874.72	27.2%	10.0%
2	COMPAÑÍA INTERNACIONAL DE SEGUROS, S.A	2,469,222.74	12.5%	3	461,573.16	14.7%	18.7%
3	MAPFRE PANAMÁ, S.A	2,295,653.74	11.6%	6	116,910.64	3.7%	5.1%
4	SEGUROS SURAMERICANA, S.A	1,107,350.29	5.6%	1	1,064,134.32	33.8%	96.1%
5	CHUBB SEGUROS PANAMA, S.A.	922,360.15	4.7%	11	27,873.75	0.9%	3.0%
6	ÓPTIMA COMPAÑÍA DE SEGUROS, S.A.	657,128.30	3.3%	10	39,998.99	1.3%	6.1%
7	ASSICURAZIONI GENERALI, S.p.A.	647,377.23	3.3%	4	235,535.39	7.5%	36.4%
8	ACERTA SEGUROS	553,591.18	2.8%	5	117,232.39	3.7%	21.2%
9	LA FLORESTA DE SEGUROS Y VIDA, S.A	480,854.87	2.4%	14	12,222.30	0.4%	2.5%
10	NACIONAL DE SEGUROS DE PANAMÁ Y CENTROAMÉRICA	379,414.23	1.9%	8	48,878.62	1.6%	12.9%
11	BANESCO SEGUROS, S.A.	379,367.33	1.9%	7	78,098.28	2.5%	20.6%
12	ASEGURADORA ANCON, S.A	372,670.30	1.9%	13	19,218.55	0.6%	5.2%
13	ALIADO SEGUROS	329,039.69	1.7%	12	22,577.51	0.7%	6.9%
14	GENERAL DE SEGUROS, S.A.	256,434.57	1.3%	9	45,665.44	1.4%	17.8%
15	MULTIBANK SEGUROS, S.A	104,362.66	0.5%	18	0.00	0.0%	0.0%
16	LA REGIONAL DE SEGUROS, S.A	84,446.60	0.4%	19	0.00	0.0%	0.0%
17	MERCANTIL PANAMÁ SEGUROS, S.A	65,343.93	0.3%	20	0.00	0.0%	0.0%
18	SEGUROS FEDPA, S.A	60,646.02	0.3%	17	138.80	0.0%	0.2%
19	ASEGURADORA DEL ISTMO, S.A. (ADISA)	60,577.44	0.3%	16	187.28	0.0%	0.3%
20	ASEGURADORA GLOBAL, S.A	0.00	0.0%	21	0.00	0.0%	0.0%
21	BUPA PANAMÁ, S.A.	0.00	0.0%	22	0.00	0.0%	0.0%
22	PAN AMERICAN LIFE INSURANCE DE PANAMÁ, S.A	0.00	0.0%	23	0.00	0.0%	0.0%
23	SAGICOR PANAMÁ, S.A	0.00	0.0%	24	0.00	0.0%	0.0%
24	VIVIR COMPAÑÍA DE SEGUROS, SA.	0.00	0.0%	25	0.00	0.0%	0.0%
25	WORLDWIDE MEDICAL ASSURANCE, LTD	0.00	0.0%	26	0.00	0.0%	0.0%
26	SEGUROS BBA. CORP.	-1,165.98	0.0%	15	3,465.62	0.1%	-297.2%
TOTAL		\$19,763,950.92	100%		\$3,149,585.76	100%	15.9%



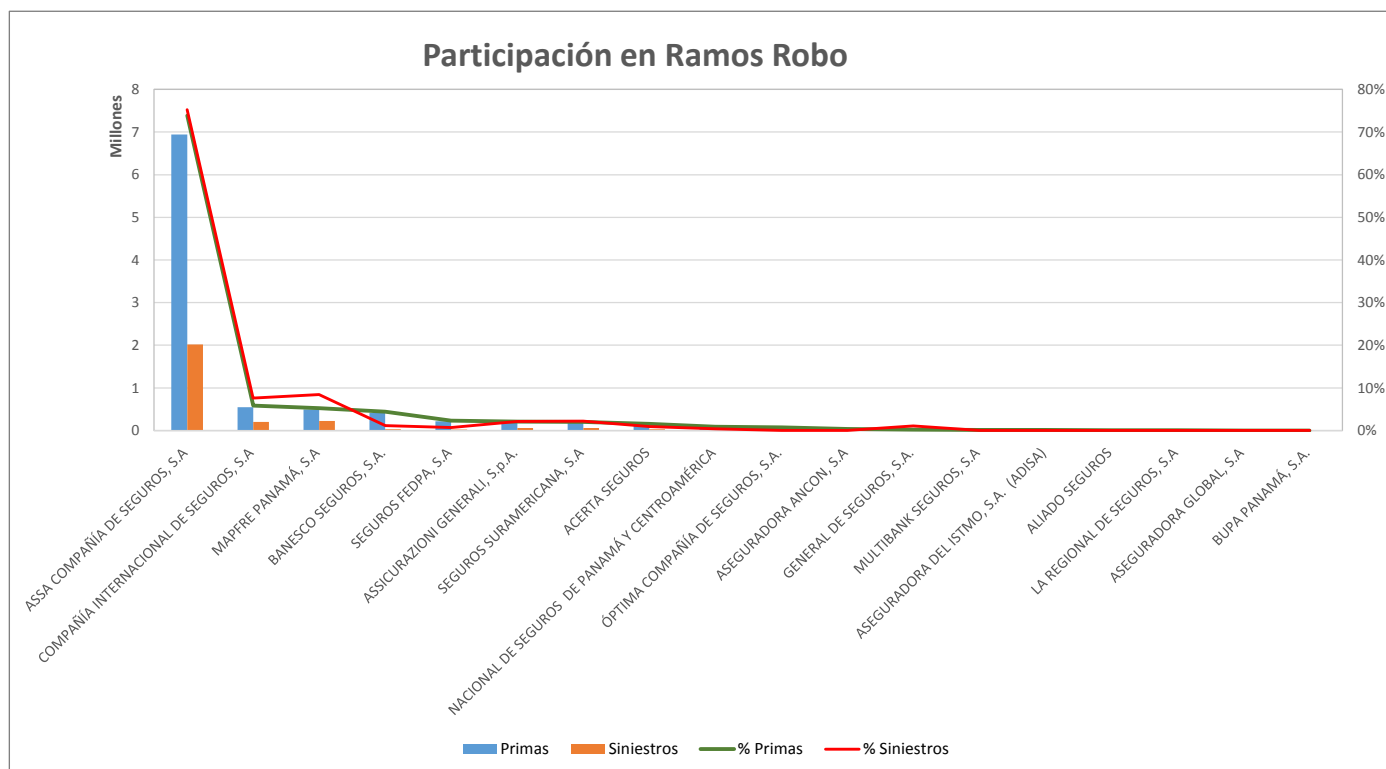
Superintendencia de Seguros y Reaseguros de Panamá Participación de Mercado por Productos



RAMO DE ROBO AL 30 DE JUNIO DE 2018

#	Compañía de Seguros	Primas	% Primas	#	Siniestros	% Siniestros	Sinestralidad Promedio
1	ASSA COMPAÑÍA DE SEGUROS, S.A	6,941,780.73	73.9%	1	2,015,204.46	75.2%	29.0%
2	COMPAÑÍA INTERNACIONAL DE SEGUROS, S.A	548,070.53	5.8%	3	203,474.37	7.6%	37.1%
3	MAPFRE PANAMÁ, S.A	491,372.23	5.2%	2	226,076.83	8.4%	46.0%
4	BANESCO SEGUROS, S.A.	413,584.34	4.4%	6	30,016.07	1.1%	7.3%
5	SEGUROS FEDPA, S.A	218,673.12	2.3%	9	19,362.86	0.7%	8.9%
6	ASSICURAZIONI GENERALI, S.p.A.	195,388.44	2.1%	5	57,106.84	2.1%	29.2%
7	SEGUROS SURAMERICANA, S.A	192,336.04	2.0%	4	59,345.76	2.2%	30.9%
8	ACERTA SEGUROS	144,681.93	1.5%	8	25,795.29	1.0%	17.8%
9	NACIONAL DE SEGUROS DE PANAMÁ Y CENTROAMÉRICA	84,171.28	0.9%	10	11,224.69	0.4%	13.3%
10	ÓPTIMA COMPAÑÍA DE SEGUROS, S.A.	72,177.62	0.8%	12	712.43	0.0%	1.0%
11	ASEGURADORA ANCON, S.A	37,503.24	0.4%	11	837.71	0.0%	2.2%
12	GENERAL DE SEGUROS, S.A.	17,340.67	0.2%	7	28,760.16	1.1%	165.9%
13	MULTIBANK SEGUROS, S.A	16,197.20	0.2%	15	0.00	0.0%	0.0%
14	ASEGURADORA DEL ISTMO, S.A. (ADISA)	9,941.45	0.1%	14	97.45	0.0%	1.0%
15	ALIADO SEGUROS	9,336.96	0.1%	13	155.01	0.0%	1.7%
16	LA REGIONAL DE SEGUROS, S.A	5,140.20	0.1%	16	0.00	0.0%	0.0%
17	ASEGURADORA GLOBAL, S.A	0.00	0.0%	17	0.00	0.0%	0.0%
18	BUPA PANAMÁ, S.A.	0.00	0.0%	18	0.00	0.0%	0.0%
19	CHUBB SEGUROS PANAMA, S.A.	0.00	0.0%	19	0.00	0.0%	0.0%
20	LA FLORESTA DE SEGUROS Y VIDA, S.A	0.00	0.0%	20	0.00	0.0%	0.0%
21	MERCANTIL PANAMÁ SEGUROS, S.A	0.00	0.0%	21	0.00	0.0%	0.0%
22	PAN AMERICAN LIFE INSURANCE DE PANAMÁ, S.A	0.00	0.0%	22	0.00	0.0%	0.0%
23	SAGICOR PANAMÁ, S.A	0.00	0.0%	23	0.00	0.0%	0.0%
24	VIVIR COMPAÑÍA DE SEGUROS, SA.	0.00	0.0%	24	0.00	0.0%	0.0%
25	WORLDWIDE MEDICAL ASSURANCE, LTD	0.00	0.0%	25	0.00	0.0%	0.0%
26	SEGUROS BBA. CORP.	-286.13	0.0%	26	0.00	0.0%	0.0%
TOTAL		\$9,397,409.85	100%		\$2,678,169.93	100%	28.5%

Revisar Primas

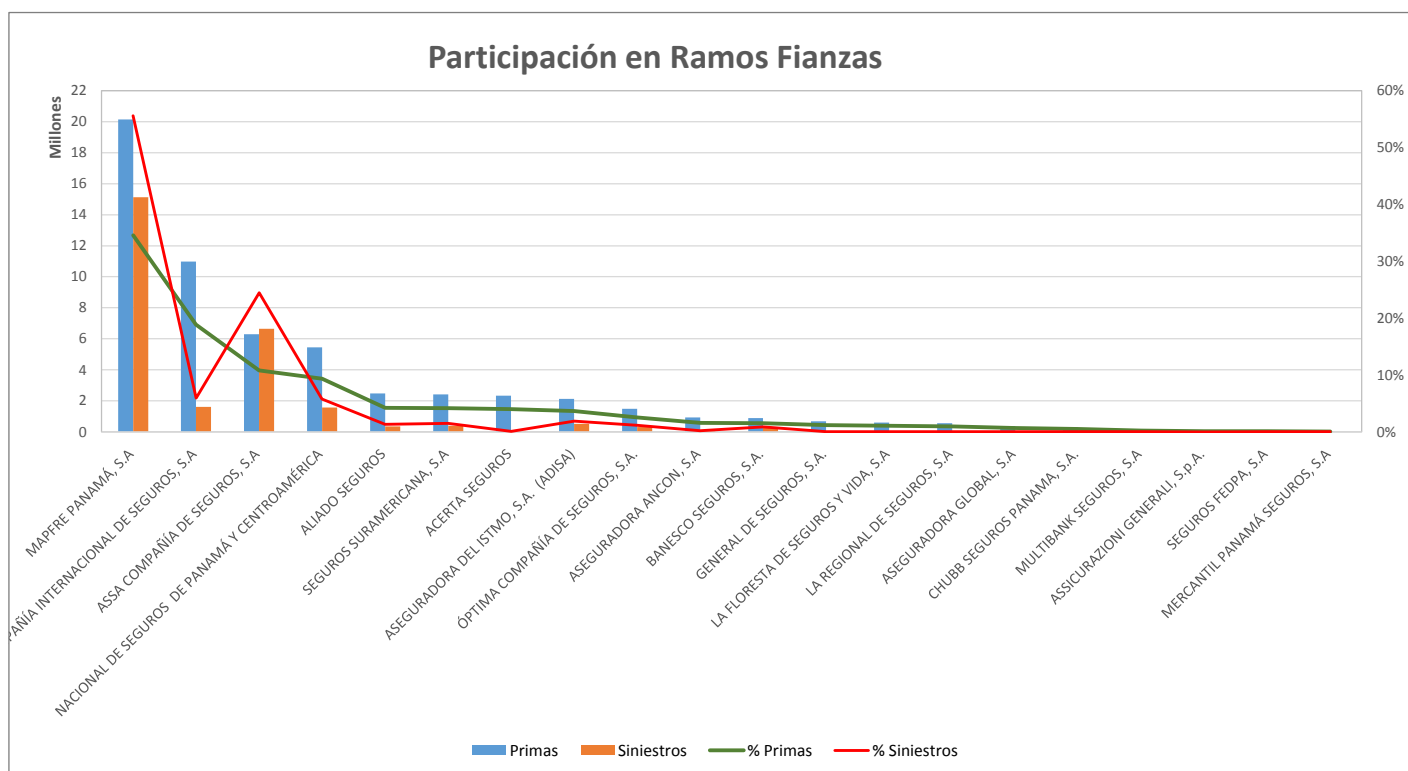


Superintendencia de Seguros y Reaseguros de Panamá Participación de Mercado por Productos



RAMO DE FIANZAS AL 30 DE JUNIO DE 2018

#	Compañía de Seguros	Primas	% Primas	#	Siniestros	% Siniestros	Sinestralidad Promedio
1	MAPFRE PANAMÁ, S.A	20,149,454.46	34.6%	1	15,129,738.06	55.6%	75.1%
2	COMPAÑÍA INTERNACIONAL DE SEGUROS, S.A	10,988,139.55	18.8%	3	1,614,285.62	5.9%	14.7%
3	ASSA COMPAÑÍA DE SEGUROS, S.A	6,289,308.23	10.8%	2	6,653,866.67	24.5%	105.8%
4	NACIONAL DE SEGUROS DE PANAMÁ Y CENTROAMÉRICA	5,456,846.59	9.4%	4	1,572,492.42	5.8%	28.8%
5	ALIADO SEGUROS	2,473,629.01	4.2%	7	354,595.04	1.3%	14.3%
6	SEGUROS SURAMERICANA, S.A	2,419,193.43	4.1%	6	399,201.98	1.5%	16.5%
7	ACERTA SEGUROS	2,320,220.69	4.0%	12	26,796.50	0.1%	1.2%
8	ASEGURADORA DEL ISTMO, S.A. (ADISA)	2,131,636.91	3.7%	5	506,876.09	1.9%	23.8%
9	ÓPTIMA COMPAÑÍA DE SEGUROS, S.A.	1,479,870.23	2.5%	9	313,489.66	1.2%	21.2%
10	ASEGURADORA ANCON, S.A	926,823.95	1.6%	11	56,259.53	0.2%	6.1%
11	BANESCO SEGUROS, S.A.	875,336.95	1.5%	10	240,958.66	0.9%	27.5%
12	GENERAL DE SEGUROS, S.A.	688,566.91	1.2%	15	0.00	0.0%	0.0%
13	LA FLORESTA DE SEGUROS Y VIDA, S.A	603,508.20	1.0%	16	0.00	0.0%	0.0%
14	LA REGIONAL DE SEGUROS, S.A	560,536.17	1.0%	17	0.00	0.0%	0.0%
15	ASEGURADORA GLOBAL, S.A	374,164.06	0.6%	18	0.00	0.0%	0.0%
16	CHUBB SEGUROS PANAMA, S.A.	294,956.62	0.5%	19	0.00	0.0%	0.0%
17	MULTIBANK SEGUROS, S.A	133,077.83	0.2%	13	480.50	0.0%	0.4%
18	ASSICURAZIONI GENERALI, S.p.A.	62,798.63	0.1%	26	-3,000.00	0.0%	0.0%
19	SEGUROS FEDPA, S.A	48,547.70	0.1%	14	285.82	0.0%	0.6%
20	MERCANTIL PANAMÁ SEGUROS, S.A	25,737.42	0.0%	20	0.00	0.0%	0.0%
21	SEGUROS BBA. CORP.	0.00	0.0%	8	336,320.09	1.2%	#DIV/0!
22	BUPA PANAMÁ, S.A.	0.00	0.0%	21	0.00	0.0%	0.0%
23	PAN AMERICAN LIFE INSURANCE DE PANAMÁ, S.A	0.00	0.0%	22	0.00	0.0%	0.0%
24	SAGICOR PANAMÁ, S.A	0.00	0.0%	23	0.00	0.0%	0.0%
25	VIVIR COMPAÑÍA DE SEGUROS, SA.	0.00	0.0%	24	0.00	0.0%	0.0%
26	WORLDWIDE MEDICAL ASSURANCE, LTD	0.00	0.0%	25	0.00	0.0%	0.0%
TOTAL		\$58,302,353.54	100%		\$27,202,646.64	100%	46.7%



Superintendencia de Seguros y Reaseguros de Panamá Participación de Mercado por Productos

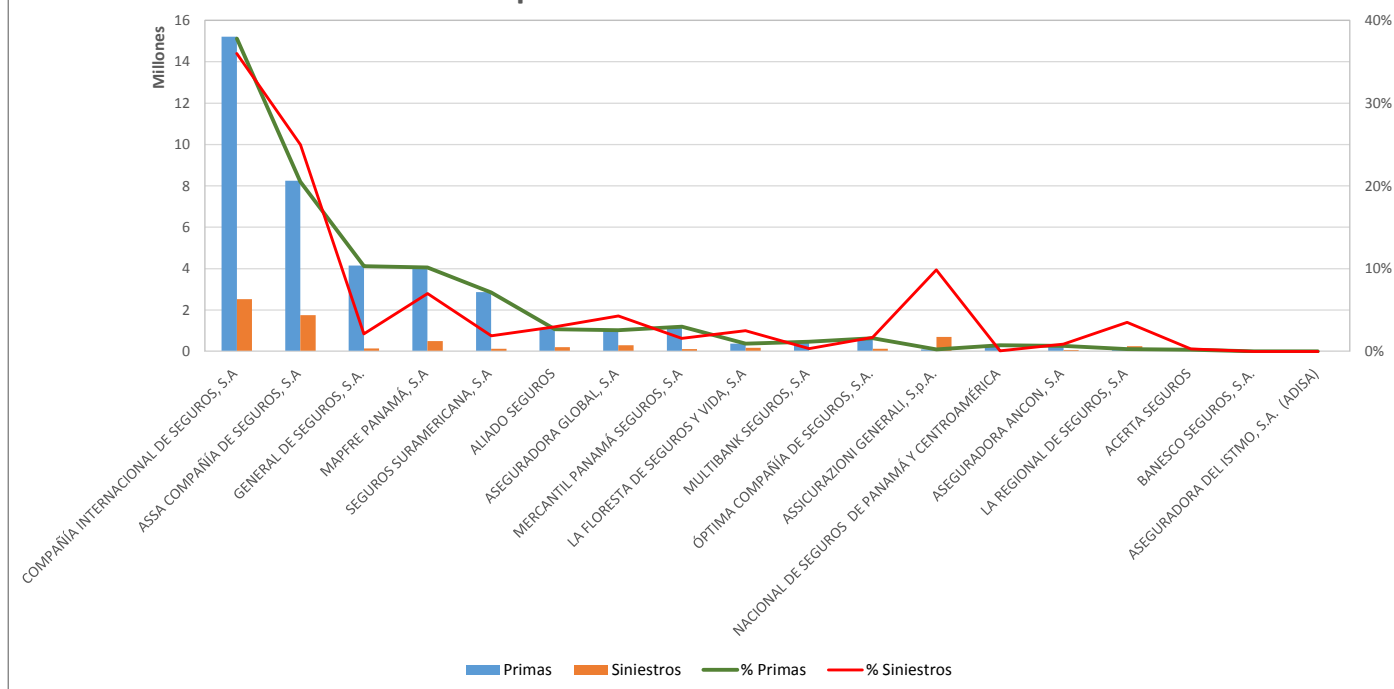


OTROS RAMOS

AL 30 DE JUNIO DE 2018

#	Compañía de Seguros	Primas	% Primas	#	Siniestros	% Siniestros	Sinestralidad Promedio
1	COMPAÑÍA INTERNACIONAL DE SEGUROS, S.A	15,220,325.67	37.8%	1	2,532,900.14	36.0%	16.6%
2	ASSA COMPAÑÍA DE SEGUROS, S.A	8,250,060.17	20.5%	2	1,758,771.38	25.0%	21.3%
3	GENERAL DE SEGUROS, S.A.	4,142,758.67	10.3%	9	149,738.10	2.1%	3.6%
4	MAPFRE PANAMÁ, S.A	4,085,486.27	10.1%	3	493,187.50	7.0%	12.1%
5	SEGUROS SURAMERICANA, S.A	2,871,530.20	7.1%	4	133,232.61	1.9%	4.6%
6	ALIADO SEGUROS	1,084,038.41	2.7%	12	208,412.39	3.0%	19.2%
7	ASEGURADORA GLOBAL, S.A	1,027,289.52	2.6%	8	301,095.08	4.3%	29.3%
8	MERCANTIL PANAMÁ SEGUROS, S.A	1,197,831.31	3.0%	14	110,871.42	1.6%	9.3%
9	LA FLORESTA DE SEGUROS Y VIDA, S.A	377,764.10	0.9%	6	175,532.00	2.5%	46.5%
10	MULTIBANK SEGUROS, S.A	469,325.43	1.2%	11	23,927.77	0.3%	5.1%
11	ÓPTIMA COMPAÑÍA DE SEGUROS, S.A.	645,879.21	1.6%	7	119,837.19	1.7%	18.6%
12	ASSICURAZIONI GENERALI, S.p.A.	101,634.58	0.3%	10	692,539.74	9.8%	681.4%
13	NACIONAL DE SEGUROS DE PANAMÁ Y CENTROAMÉRICA	297,992.51	0.7%	18	4,905.99	0.1%	1.6%
14	ASEGURADORA ANCON, S.A	270,668.53	0.7%	5	62,375.82	0.9%	23.0%
15	LA REGIONAL DE SEGUROS, S.A	116,087.99	0.3%	15	246,726.67	3.5%	212.5%
16	ACERTA SEGUROS	87,078.08	0.2%	13	21,805.19	0.3%	25.0%
17	BANESCO SEGUROS, S.A.	7,996.19	0.0%	16	196.86	0.0%	2.5%
18	ASEGURADORA DEL ISTMO, S.A. (ADISA)	5,170.14	0.0%	17	76.67	0.0%	1.5%
19	BUPA PANAMÁ, S.A.	0.00	0.0%	19	0.00	0.0%	0.0%
20	CHUBB SEGUROS PANAMA, S.A.	0.00	0.0%	20	0.00	0.0%	0.0%
21	PAN AMERICAN LIFE INSURANCE DE PANAMÁ, S.A	0.00	0.0%	21	0.00	0.0%	0.0%
22	SAGICOR PANAMÁ, S.A	0.00	0.0%	22	0.00	0.0%	0.0%
23	SEGUROS BBA. CORP.	0.00	0.0%	23	0.00	0.0%	0.0%
24	SEGUROS FEDPA, S.A	0.00	0.0%	24	0.00	0.0%	0.0%
25	VIVIR COMPAÑÍA DE SEGUROS, SA.	0.00	0.0%	25	0.00	0.0%	0.0%
26	WORLDWIDE MEDICAL ASSURANCE, LTD	0.00	0.0%	26	0.00	0.0%	0.0%
TOTAL		\$40,258,916.98	100%		\$7,036,132.52	100%	17.5%

Participación en Otros Ramos



SUPERINTENDENCIA DE SEGUROS Y REASEGUROS DE PANAMÁ
POLIZAS, PRIMAS Y SINIESTROS POR RAMO
AL MES DE JUNIO DE 2018

Ramos de Seguros	UNIDADES / ASEGURADOS				POLIZAS VIGENTES				ACUMULADO EN PRIMAS				ACUMULADO EN SINIESTROS			
	Locales	Exterior	Total	%	Locales	Exterior	Total	%	Locales	Exterior	Total	%	Locales	Exterior	Total	%
Vida Individual	246,396	1,331	247,727	7.0%	240,563	1,327	241,890	14.6%	82,850,564.35	650,883.03	83,501,447.38	11.2%	24,409,647.61	10,000.00	24,419,647.61	6.9%
Accidentes Personales	507,564	489	508,053	14.3%	128,789	475	129,264	7.8%	15,061,129.18	158,174.02	15,219,303.20	2.0%	2,713,088.46	3,439.51	2,716,527.97	0.8%
Salud	364,182	2,413	366,595	10.3%	89,206	1,000	90,206	5.4%	149,137,976.08	2,610,039.48	151,748,015.56	20.4%	114,723,586.71	2,529,654.36	117,253,241.07	33.1%
Colectivo de Vida	864,141	20,660	884,801	24.9%	53,881	17,346	71,227	4.3%	105,007,977.98	1,887,202.21	106,895,180.19	14.4%	30,691,269.90	900.00	30,692,169.90	8.7%
Incendio	414,003	20	414,023	11.7%	235,133	20	235,153	14.2%	66,436,697.11	49,282.24	66,485,979.35	8.9%	23,653,339.84	620,619.86	24,273,959.70	6.8%
Multiriesgo	26,014	2	26,016	0.7%	24,647	2	24,649	1.5%	3,611,501.54	978.31	3,612,479.85	0.5%	1,394,222.10	-	1,394,222.10	0.4%
Transporte de Carga	36,014	574	36,588	1.0%	30,863	574	31,437	1.9%	10,770,862.77	10,879.45	10,781,742.22	1.4%	4,199,135.77	185,699.35	4,384,835.12	1.2%
Casco	1,620	8	1,628	0.0%	1,114	8	1,122	0.1%	9,776,784.66	239,427.02	10,016,211.68	1.3%	8,733,555.64	11,515.00	8,745,070.64	2.5%
Automóvil	902,175	29	902,204	25.4%	732,704	29	732,733	44.2%	149,480,838.96	6,091.42	149,486,930.38	20.1%	96,601,386.33	3,719.00	96,605,105.33	27.2%
Ramos Técnicos	13,197	19	13,216	0.4%	10,406	19	10,425	0.6%	18,219,580.46	(2,097.78)	18,217,482.68	2.4%	4,113,235.72	4,915.23	4,118,150.95	1.2%
Responsabilidad Civil	18,338	5	18,343	0.5%	17,092	5	17,097	1.0%	19,750,356.44	13,594.48	19,763,950.92	2.7%	3,149,585.76	-	3,149,585.76	0.9%
Robo	4,505	-	4,505	0.1%	3,844	-	3,844	0.2%	4,550,375.87	-	4,550,375.87	0.6%	409,413.47	-	409,413.47	0.1%
Fianzas	59,252	103	59,355	1.7%	58,608	101	58,709	3.5%	58,282,171.07	20,182.47	58,302,353.54	7.8%	27,202,646.64	-	27,202,646.64	7.7%
Otros	65,011	1	65,012	1.8%	8,322	1	8,323	0.5%	31,861,857.77	13,244,093.19	45,105,950.96	6.1%	6,978,052.98	2,326,836.00	9,304,888.98	2.6%
TOTAL	3,522,412	25,654	3,548,066	100.0%	1,635,172	20,907	1,656,079	100.0%	\$724,798,674.24	\$18,888,729.54	\$743,687,403.78	100.0%	\$348,972,166.93	\$5,697,298.31	\$354,669,465.24	100.0%
Participación	99.3%	0.7%	100.0%		98.7%	1.3%	100.0%		97.5%	2.5%	100.0%		98.4%	1.6%	100.0%	

Vida	1,982,283	24,893	2,007,176	56.6%	512,439	20,148	532,587	32.2%	352,057,647.59	5,306,298.74	357,363,946.33	48.1%	172,537,592.68	2,543,993.87	175,081,586.55	49.4%
Generales	1,540,129	761	1,540,890	43.4%	1,122,733	759	1,123,492	67.8%	372,741,026.65	13,582,430.80	386,323,457.45	51.9%	176,434,574.25	3,153,304.44	179,587,878.69	50.6%

Resolución N° JD-010 del 20 de febrero de 2018 Autoriza transferencia de cartera de seguros y reaseguros de **Assicurazioni Generali, S.p.A.** a **ASSA Compañía de Seguros, S.A.**